



LBA

New Hampshire Office of Legislative Budget Assistant



Budget Orientation

January 2021

**Office of Legislative Budget Assistant
Budget Division**

(603) 271-3161

gencourt.state.nh.us/LBA/budget

Twitter: @NH_LBA

**NOTE: Emails are the best way to contact an individual listed
Phone contacts may be delayed**

Legislative Budget Assistant -

Michael Kane	271-3161	michael.kane@leg.state.nh.us
---------------------	-----------------	-------------------------------------

Deputy Legislative Budget Assistant -

Chris Shea	271-3085	christopher.shea@leg.state.nh.us
-------------------	-----------------	---

Senior Budget Officer -

Michael Hoffman	271-3086	michael.hoffman@leg.state.nh.us
------------------------	-----------------	--

Budget Officers -

Mickey Landrigan	271-3090	mick.landrigan@leg.state.nh.us
-------------------------	-----------------	---------------------------------------

Nancy LeVinus	271-3089	nancy.levinus@leg.state.nh.us
----------------------	-----------------	--------------------------------------

Kevin Ripple	271-3087	kevin.ripple@leg.state.nh.us
---------------------	-----------------	-------------------------------------

Administrative Assistant -

Pamela Ellis	271-3161	pam.ellis@leg.state.nh.us
---------------------	-----------------	----------------------------------

Court Reporter -

Cecelia Trask	271-3161	cecilia.trask@leg.state.nh.us
----------------------	-----------------	--------------------------------------

TABLE OF CONTENTS
BUDGET ORIENTATION, JANUARY 2021

PAGE

3	COMMON TERMS DEFINED
4	RSA 9 - BUDGET AND APPROPRIATION STATUTES
23	PROPOSED HOUSE AND SENATE DEADLINES FOR THE 2021 SESSION
25	OPERATING BUDGET PROCESS
26	OPERATING BUDGET, SELECT PAGES (CHAPTER 345, L'2019)
34	FY 2020-2021 COMPARE REPORT, EXAMPLE
35	TRAILER BILL - CONSTITUTION PART II, ARTICLE 18-A
36	TRAILER BILL, ANALYSIS (CHAPTER 346, L'2019)
47	LBA SURPLUS STATEMENTS, FY 2020-2021 BIENNIUM
57	FY 2020-2021 BUDGET AND REVENUE CHARTS
60	FISCAL COMMITTEE
72	FY20 COMPREHENSIVE ANNUAL FINANCIAL REPORT (CAFR) - SELECT PAGES
80	ANALYSIS OF AGENCY REQUESTS FOR BUDGET FY 2022-2023

COMMON TERMS DEFINED

Accounting Unit: This budget level, with a unique four digit code, represents an individual group of authorized appropriations, which either independently or when considered together with other accounting units, represent the funding available to implement a program or business support function within an agency.

Appropriation: An authorization granted by a legislative body to make expenditures and to incur obligations for specific purposes.

Category: Categories are a grouping of agencies in the budget, which make expenditures for similar programs and purposes. There are six categories of government: (1) General Government, (2) Administration of Justice and Public Protection, (3) Resource Protection and Development, (4) Transportation, (5) Health and Social Services, and (6) Education.

Class Line: The level at which all appropriations are made in the budget. For example, a reference to “class 030” means appropriations for equipment.

Division: Term for the subcommittees of the House Finance Committee. There are three divisions, each responsible for different budget categories.

Expenditure: The payment of money from a state fund for the purchase of goods and services.

Fiscal Year: A 12-month period beginning July 1 and ending June 30 of the following year that is used as the state budget, accounting, and appropriation period. The fiscal year is designated by the calendar year in which the fiscal year ends (e.g., July 1, 2020 through June 30, 2021 is FY 2021).

Footnote: Notes in the budget that apply to a revenue source, an expenditure class line, or an entire accounting unit. Footnotes are commonly used to grant authority, provide restriction, or otherwise.

Fund: A fund is a fiscal and accounting entity with a self-balancing set of accounts, which are segregated for the purpose of carrying on specific activities or attaining certain objectives in accordance with special regulations, restrictions, or limitations. The state budget includes eight separate sources of funds; general, highway, turnpike, liquor, fish and game, sweepstakes funds, federal, and other (includes education trust fund). Three commonly mentioned state funds are:

- *General Fund* – Used to account for the ordinary operations of a governmental unit which are financed from taxes and other general revenue.
- *Education Trust Fund* – The Education Trust Fund was established to distribute adequate education grants to school districts and chartered public schools. This appears in the budget within “other funds”.
- *Highway Fund* – Certain revenues (mainly road toll and motor vehicle fees), less costs of collection and administration, are credited to this fund, which is to be used exclusively for the construction, reconstruction, and maintenance of public highways within this state, including the supervision of traffic.

Lapse: Most appropriations are made for a specific period of time and not open-ended. At the end of the period funds appropriated for any unexpended or unencumbered balance shall lapse, unless designated as “non-lapsing” in law.

Surplus/Deficit Statement: Summary schedule of the ending cash-basis position of a specific fund (traditionally prepared for general, education trust, highway, and fish and game funds), prepared at different budget phases (Governor Recommended, House, Senate and Committee of Conference). This schedule presents estimates of revenue, appropriation, and any other factors used to determine a balanced budget.

A more comprehensive list of defined terms can be found at: nh.gov/transparentnh/glossary/index.htm

CHAPTER 9: BUDGET AND APPROPRIATIONS; REVOLVING FUNDS

Definitions

Section 9:1 Terms Used.

The Budget

Section 9:2 Transmission to the Legislature.

Section 9:2-a Transmission to the Legislature; Changes to Statutory Law.

Section 9:3 Form and Contents.

Section 9:3-a Capital Expenditure Requests.

Section 9:3-b Review and Update of Capital Budget.

Section 9:4 Requests for Appropriations and Statement of Objectives; Efficiency Expenditure Requests.

Section 9:4-a Judicial Branch Budget.

Section 9:4-b Information Technology Plan.

Section 9:4-c Repealed by 2008,177:16, I, eff. June 11, 2008

Section 9:4-d Requests for Appropriations From the Highway Fund.

Section 9:4-e University System of New Hampshire and Community College System of New Hampshire Operating Budgets.

Section 9:5 Estimates of Income.

Section 9:6 Tentative Budget.

Section 9:7 Hearings on Tentative Budget.

Section 9:8 Formulation of the Budget.

Section 9:8-a Accounting Unit Format.

Section 9:8-b Adoption of Operating Budget.

Section 9:9 Supplemental Estimates.

Section 9:9-a Collection of Highway Fund Revenue; Reporting Requirement.

Section 9:9-b Allocation of Highway Fund Appropriations.

Section 9:9-c Reporting Requirement for Departments That Receive Highway Funds.

Section 9:9-d Ten-Year Current Services Cost Projections.

Section 9:9-e Department of Health and Human Services; Ten-Year Current Services Cost Projections.

Section 9:9-f Legislative Report of 10-Year Current Services Cost Projections.

Execution of the Budget

Section 9:10 Appropriations.

Section 9:11 Monthly Statements.

Section 9:12 Investigatory Powers.

Section 9:13 Fiscal Year.

Deficit Control

Section 9:13-a-c Repealed.

Section 9:13-d Civil Emergency.

Section 9:13-e Revenue Stabilization Reserve Account.

Debt Redemption

Section 9:13-f Debt Redemption; State Treasurer Required to Report.

Educational Funding Commitments

Section 9:13-g Repealed by 1999, 17:58, X, eff. July 1, 1999.

Revolving Funds

Section 9:14 Repealed by 1959, 37:2, eff. July 1, 1959.
Section 9:14-a Working Capital.
Section 9:15 Creation.

Appropriations

Section 9:16 Repealed by 2008, 177:16, II, eff. June 11, 2008.
Section 9:16-a Transfers Authorized.
Section 9:16-b Reductions Authorized.
Section 9:16-c Transfer of Federal Grant Funds.
Section 9:17 Transfer Within Division or Functional Unit.
Section 9:17-a Limitations.
Section 9:17-b Fish and Game Limitation.
Section 9:17-c Employee Benefit Adjustment Account.
Section 9:17-d Transfer of Appropriations, Judicial Branch.
Section 9:17-e Audit of Judicial Branch.
Section 9:17-f T Repealed by 2012, 247:39, eff. Aug. 17, 2012.
Section 9:18 Lapsed Appropriations.
Section 9:19 Exceeding Appropriations.
Section 9:20 Personal Liability.
Section 9:21 Removal for.
Section 9:22 Dissenting Officials Not Liable.

Regulation of Certain Payments and Expenditures

Section 9:23 Certificates of Service.
Section 9:24 Exception.
Section 9:25,-26 Repealed by 1999, 225:22, eff. Sept. 7, 1999.
Section 9:26-a Prohibited Changes.
Section 9:27 Insurance.
Section 9:28 Financing Gubernatorial Transition.

9:1 Terms Used. In this chapter, the term "department" or "establishment" means any executive department, commission, board, institution, bureau, office, or other agency of the state government, by whatever name called, other than the legislature, the department of state in the execution of the constitutional duties of the office of the secretary of state, and the state judicial branch, that uses, expends or receives any state funds; the term "state funds" means any and all moneys appropriated by the legislature, or money collected by or for the state, or any agency thereof, pursuant to authority granted in any of its laws; the term "budget" means the budget document by this chapter required to be transmitted to the legislature; the term "stakeholder" means a person and/or group which can affect or is affected by the development, design, and/or development of information technology systems.

Source. RL 23:1. RSA 9:1. 1979, 403:1. 2000, 320:6, eff. Aug. 20, 2000. 2017, 82:1, eff. Aug. 1, 2017

9:2 Transmission to the Legislature. Not later than February 15 of the year of each biennial legislative session, the governor shall transmit to the legislature a document to be known as a budget setting forth the governor's financial program for each of the fiscal years of the ensuing biennium and having the character and scope hereinafter set forth.

Source. RL 23:2. RSA 9:2. 1998, 313:1, eff. Aug. 25, 1998.

9:2-a Transmission to the Legislature; Changes to Statutory Law. Not later than February 15 of the first year of each biennial legislative session, the governor shall transmit to the legislature a document to be known as the trailer bill containing any changes to statutory law deemed necessary for the ensuing biennium. This document shall be separate from the document known as the budget as provided in RSA 9:2 and shall not be considered a budget bill as provided in part II, article 18-a of the New Hampshire constitution. This document shall be available in printed format and at least one electronic computer file format in common use at the time.

Source. 2019, 346:208, eff. July 1, 2019.

9:3 Form and Contents.

The budget shall consist of 3 parts, the nature and contents of which shall be as follows:

I. Part I shall consist of the governor's budget message, which shall set forth:

(a) The governor's program for meeting all the expenditure needs of the government for each of the years of the biennium to which the budget relates, indicating the classes of funds, general or special, from which such appropriations are to be made and the means through which such expenditures shall be financed;

(b) Financial statements giving in summary form:

(1) The condition of the treasury at the end of the last completed fiscal year, the estimated condition of the treasury at the end of the year in progress, and the estimated condition of the treasury at the end of each of the 2 years to which the budget relates if the budget proposals are put into effect;

(2) Statements showing the bonded indebtedness of the state, debt authorized and unissued, debt redemption and interest requirements, and condition of the sinking funds, if any;

(3) A summary of appropriations recommended for each of the years of the biennium to which the budget relates for each department and for the state as a whole in comparison with actual expenditures for the last completed fiscal year and estimated expenditures for the year in progress;

(4) A summary of the revenue estimated to be received by the state during each of the 2 years of the biennium to which the budget relates, classified according to sources in comparison with the actual revenue received by the state during the last completed fiscal year and estimated income during the year in progress; and

(5) Such other financial statements, data, and comments as in the governor's opinion are necessary or desirable in order to make known in all practicable detail the financial condition and operations of the state and the effect that the budget as proposed will have on such condition and operations.

(6) [Repealed.]

(c) If the estimated revenues of the state for the ensuing biennium as set forth in the budget on the basis of existing laws, plus the estimated amounts in the treasury at the close of the year in progress available for expenditure in the ensuing biennial period is less than the aggregate recommended for the ensuing biennial period as contained in the budget, the governor shall make recommendations to the legislature in respect to the manner in which such deficit shall be met, whether by an increase in the state tax or the imposition of new taxes, increased rates on existing taxes, or otherwise; and if the aggregate of such estimated revenues, plus estimated balances in the treasury is greater than such recommended appropriations for the ensuing biennial period, the governor shall make such recommendations in reference to the application of such surplus to the reduction of debt or otherwise, to the reduction in taxation, or to such other action as in the governor's opinion is in the interest of the public welfare. The governor's operating budget shall not use bonded indebtedness to fund operating appropriations. Nothing contained herein shall prohibit the use of projected lapses in determining compliance with this section.

II. Part II shall present in detail recommendations for appropriations to meet the expenditure needs of the state from each general class of funds, classified by departments, and indicating for each the appropriations recommended for meeting the cost of administration, operation, and maintenance of such departments.

III. Part III shall embrace a draft or drafts of appropriation bills having for their purpose to give legal sanction to the appropriations recommended to be made in parts I and II. Such appropriation bills shall indicate the funds, general or special, from which such appropriations shall be paid, but such appropriations need not be in greater detail than to indicate the total appropriation to be made for administration, operation, and maintenance of each department for each fiscal year of the biennium.

III-a. The governor shall comply with RSA 9:9-b in the formulation of the budget for the ensuing biennium.

IV. The budget shall be available in printed format and at least one electronic computer file format in common use at the time.

Source. RL 23:3. RSA 9:3. 1957, 173:1, 2. 1998, 222:1; 313:12. 2000, 296:2. 2008, 237:4, eff. July 1, 2009.

9:3-a Capital Expenditure Requests.

Prior to the adoption of the 6-year capital budget, the requests for appropriation of funds shall be as follows:

I. All departments seeking funds for capital expenditures shall submit their requests to the commissioner of administrative services no later than the May 1 before the opening of the biennial legislative session. Requests shall be made on forms supplied by the commissioner of administrative services. Each request shall list estimates of the costs of land, construction, furnishings, and equipment and shall identify projects which are expected or planned to require funding in subsequent bienniums of the 6-year capital budget in order to be completed. In addition, each request shall include the square footage, estimates of annual operating and maintenance costs, program descriptions, and number of people involved.

II. The commissioner of administrative services shall submit a summary of the requests and any supporting detail to the governor by May 31.

III. The governor shall hold public hearings on the requests no later than June 30. The governor may require officials of those departments submitting requests to attend and testify.

IV. There shall be a governor's advisory committee on the capital budget consisting of the following, or their designees: commissioner of administrative services, the manager of the division of public works design and construction in the department of administrative services, chairperson of the senate capital budget committee, and chairperson of the house public works and highways committee. Members of the advisory committee may attend the hearings on capital budget requests, question those testifying, and contribute their opinions.

V. The governor shall select those projects which the governor considers worthy of further evaluation, and send the requests for the selected projects to the commissioner of administrative services no later than August 1. The governor may hold additional hearings on capital requests at the time of the operating budget hearings. If any additional hearing is held after election day, the governor shall invite the governor-elect to attend.

VI. The department of administrative services through its division of public works design and construction shall prepare schematic drawings, cost estimates, and program descriptions and the commissioner of administrative services shall present these, along with any recommendations, to the governor no later than December 1.

VII. The governor shall submit the capital budget to the general court no later than February 15 of each odd numbered year. The capital budget submitted shall identify all projects which are expected or planned to require funding in the first biennium and in subsequent bienniums of the 6-year capital budget in order to be completed.

Source. 1957, 173:3. 1981, 540:1. 1985, 399:3, I; 415:6. 1995, 9:1. 2004, 138:1. 2009, 162:3, eff. Sept. 6, 2009. 2014, 327:40, eff. Aug. 2, 2014.

9:3-b Review and Update of Capital Budget. In the first year of each biennium the legislature shall review the 6-year capital budget and update the extended projects, and may approve new projects over the next 6 years. The general court intends that once a capital budget project has been approved it shall be funded through each phase of the project unless some extreme and significant event makes further funding inappropriate.

Source. 2004, 138:2, eff. May 24, 2004.

9:4 Requests for Appropriations and Statement of Objectives; Efficiency Expenditure Requests.

I. On or before October 1 prior to each biennial legislative session, all departments of the state shall transmit to the commissioner of administrative services, on forms to be furnished by the commissioner, an efficiency expenditure request for each fiscal year of the following biennium for administration, operation, and program services, including costs for workers' compensation and unemployment compensation. In case of the failure of any department to submit such requests within the time specified, the commissioner of administrative services shall cause to be prepared such requests for such department as in the commissioner's opinion are reasonable and proper.

II. In this section, "efficiency expenditure request" means the cost of providing the services authorized and funded in the preceding biennium, considering and incorporating changes in the population and other factors outside the control of the department, consistent with the objectives in paragraph III. The governor shall communicate additional parameters, including desired departmental organization chart content and formats, and the total expenditure target for the development of efficiency expenditure requests, on or before August 1 prior to each biennial legislative session.

III. The primary objective of the efficiency expenditure request is to identify expenditure requests to fund current statutory requirements, and those additional statutes and rules, consistent with parameters and expectations as defined in paragraph IV, that will provide improved quality of services to the citizens of New Hampshire as a result of improved department efficiencies and performance. Additional objectives of the efficiency expenditure request are to embed a management culture of continuous improvement, prudence, and accountability and to provide the governor and department heads with a fiscal management work product that extends and emphasizes these objectives.

IV. The efficiency expenditure request shall include:

(a) An expenditure estimate for the first year of the next biennium. In accordance with this paragraph, the governor shall provide a total expenditure target for each department which shall be a percentage of the adjusted authorized budget for the second year of the current biennium. The adjusted authorized budget is the level of funding for the second year of the current operating budget including budget footnote adjustments, executive orders, and adjustments by law including additional appropriations and any changes in laws that affect revenues and expenses outside of the operating budget. The target shall have as its basis revenue and economic forecasts and the forecasted financial condition of the state for the first year of the next biennium.

(b) An estimate for the second year of the next biennium. In accordance with this paragraph, the governor shall provide a total expenditure target for each department which is a percentage of the estimate developed for the first year of the next biennium. The target shall have as its basis revenue and economic forecasts for the second year of the next biennium and the financial condition of the state and shall reflect any changes in law that affect both revenues and expenses.

(c) The current mission statement of the department and its divisions.

(d) The goals of the department and its divisions for the next biennium.

(e) The impact of salary grade and steps for each authorized and requested position.

(f) The identification of special or problematic needs to be funded or supported, consistent with department goals, which will support improved department efficiencies and deliverables. The department shall identify the risks or implications associated with not funding or supporting these special or problematic needs. Such needs are expected to be few and prioritized.

- (g) Outcome and output performance measures, displaying trends over time, and the data used by the department to create those measures, to evaluate the quality and consequence of services it delivers; and the identification of performance measures it may develop and implement in the following biennium.
- (h) Planned reorganization or restructuring initiatives that promise performance improvement and savings.
- (i) The identification of information technology or other technology investments, and the linkage for which the net effect is process improvement, improved quality of deliverables, and the resultant cost reduction.
- (j) The results of innovation initiatives in process improvement and delivery of services executed in the past biennium, if any, and those innovations planned for the following biennium that hold promise of improved efficiencies.
- (k) Investments in staff training and development consistent with department goals, and with the objectives in paragraph III, that show promise of improved productivity, service, and results within a specific time frame.
- (l) Inclusion of additional operating costs associated with previously authorized capital improvement projects to be completed during the biennium.
- (m) The source of funding for all expenditures.

V. Within the meaning of this section, the governor shall make the final determination as to whether a particular cost shall be deemed to be an efficiency expenditure.

VI. The efficiency expenditure request shall incorporate recommendations for any necessary changes to state statutes and administrative rules which are barriers to the mission of the department, barriers to the attainment of goals, and barriers to enabling delivery of improved quality of services or services which have not been funded and have a financial burden on the department and/or taxpayers.

VII. Subsequent to submission to the commissioner of administrative services, requests and estimates submitted pursuant to this section shall be made publicly available by each department under RSA 91-A.

Source. RL 23:4. RSA 9:4. 1955, 337:16. 1957, 173:4. 1977, 436:2. 1985, 399:3, I. 1994, 189:1. 1998, 222:2. 2000, 296:1. 2011, 229:1. 2012, 247:3, eff. Aug. 17, 2012. 2014, 168:1, eff. June 30, 2015; 168:3, eff. July 11, 2014.

9:4-a Judicial Branch Budget. The supreme court, in consultation with the judicial branch administrative council appointed pursuant to supreme court rule 54, shall prepare the judicial branch budget for review and processing by the legislature according to the same time schedule for budgetary review and analysis required of executive agencies. The judicial branch budget shall be prepared upon forms and according to procedures prescribed by the commissioner of administrative services. The budget request documents and such additional information as may be requested shall be submitted to the commissioner of administrative services to be included in the governor's budget in the amounts requested, and with such comments as the governor deems appropriate.

Source. 1969, 21:1. 1979, 403:2. 1983, 381:6. 1985, 399:3, I. 1995, 9:2, eff. June 11, 1995. 2015, 102:1, eff. Jan. 1, 2016.

9:4-b Information Technology Plan. Each executive department, with the necessary assistance of the chief information officer, shall prepare an information technology plan and submit it to the information technology council. The portion of each plan which addresses the upcoming biennium shall define the capital and operating budgets necessary for implementing the plan. The budget data in the information technology plan shall provide for both new information technology initiatives and existing operations and shall be consistent with the budget data submitted under RSA 9:4 and 9:4-a. In the case of the failure of any executive department to submit an information technology plan, the chief information officer shall cause a plan to be prepared as in his or her opinion is reasonable and proper. Each information technology

plan shall identify a process for collaborative involvement of stakeholders representing other levels of government within the state in the development, design, and deployment of information technology systems that involve or impact such other political subdivisions of the state.

Source. 1991, 346:3. 2000, 320:1. 2003, 223:20, eff. July 1, 2003.

9:4-c Repealed by 2008, 177:16, I, eff. June 11, 2008.

9:4-d Requests for Appropriations From the Highway Fund.

I. On or before October 1 prior to each biennial legislative session, all departments of the state, except the department of transportation, and the judicial branch requesting appropriations from the highway fund shall transmit to the commissioner of administrative services, on blanks to be furnished by the commissioner, appropriate program measures which support the use of highway funds being requested. This data shall reflect the volume of activity within each accounting unit directly related to highway activity.

II. All departments of the state subject to paragraph I shall develop and implement a cost allocation plan and maintain such records as are necessary to support their expenditures of highway funds. These records shall include, but not be limited to, revising the integrated system of government cost accounting and financial reporting which accurately and systematically accounts for all expenditures of highway funds within budget and appropriations and from which it shall be possible to obtain accurate annual and interim financial statements and other reports which present fairly and with full disclosure the use of highway funds.

Source. 1993, 358:105. 2007, 133:1. 2012, 247:3, eff. Aug. 17, 2012.

9:4-e University System of New Hampshire and Community College System of New Hampshire Operating Budgets. For the university system of New Hampshire and community college system of New Hampshire, the state operating budget shall include only general fund appropriations. The chancellor of the university system and the chancellor of the community college system shall provide detailed budgets of their respective system operations upon legislative or executive request.

Source. 1998, 115:1. 2010, 199:3, eff. Aug. 20, 2010. 2017, 25:1, eff. June 24, 2017.

9:5 Estimates of Income.

I. On or before October 1 next prior to each biennial legislative session, the commissioner of administrative services shall prepare an estimate of the total income of the state for each fiscal year of the ensuing biennium, in which the several items of income shall be listed and classified according to sources or character, departments or establishments producing said funds and brought into comparison with the income actually received during the last completed fiscal year and the estimated income to be received during the year in progress.

II. On or before January 15 of each even numbered year, the commissioner of administrative services shall present to the legislature an updated estimate of the total income of the state for the current fiscal year, in which the several items of income shall be listed and classified according to sources or character, departments or establishments producing said funds and brought into comparison with the income actually received and projected to be received during the current fiscal year and an updated estimate of the income to be received during the next fiscal year. These updated estimates shall require ratification by the legislature by the end of the regular legislative session of such even numbered year.

Source. RL 23:5. RSA 9:5. 1985, 399:3, I. 1986, 18:2, eff. July 1, 1986.

9:6 Tentative Budget. Upon the receipt of the efficiency expenditure requests called for by RSA 9:4 and the preparation of the estimates of income called for by RSA 9:5, and not later than November 1 next succeeding, the commissioner of administrative services shall cause to be prepared a tentative budget conforming as to scope, contents, and character to the requirements of RSA 9:3 and containing the efficiency expenditure requests and estimates of revenue as called for by RSA 9:4 and RSA 9:5, which tentative budget shall be transmitted to the director of the budget for submittal to the governor. The tentative budget shall comply with the requirements of RSA 9:9-b. The budget shall be made available in printed format and in at least one electronic computer file format in common use at the time. The sections of the budget that state: gross appropriations from the highway fund, the highway block grant aid appropriation, the highway fund appropriation to the department of safety, and highway fund appropriations that are transferred to other agencies that comply with part II, article 6-a of the New Hampshire constitution relative to the use of highway funds, shall be reported to the president of the senate, the speaker of the house of representatives, and the chairpersons of the house and senate standing committees on finance, the house public works and highways committee, the senate transportation committee, and the senate capital budget committee.

Source. RL 23:6. RSA 9:6. 1970, 6:2. 1985, 399:3, I. 1998, 222:3. 2008, 237:7, eff. July 1, 2009. 2014, 168:2, eff. June 30, 2015. 2015, 222:1, eff. July 1, 2015.

9:7 Hearings on Tentative Budget. Upon the receipt by the governor of the tentative budget provided for by RSA 9:6, the governor shall make provision for public hearings thereon not later than the ensuing month of December, at which the governor may require the attendance of the heads and other officers of all departments, and other persons receiving or requesting the grant of state funds and the giving by them of such explanations and suggestions as they may be called upon to give or as they may desire to offer in respect to items of requested appropriations in which they are interested. The governor shall also extend invitations to the governor-elect, the commissioner of administrative services, and the chairpersons of the finance committees of the house and senate to be present at such hearings and to participate in the hearings through the asking of questions or the expression of opinion in regard to the items of the tentative budget. The chairpersons of the finance committees of the house and senate, while sitting at such hearings, shall hold the office of budget advisors and shall receive the same per diem allowance and expenses as are provided for members of the governor's council. If either chairperson shall be unable to sit, the vice chairperson of the committee shall act in the chairperson's place and receive the same compensation and expenses.

Source. RL 23:7. RSA 9:7. 1985, 399:3, I. 1995, 9:3, eff. June 11, 1995.

9:8 Formulation of the Budget. Following his inauguration, the governor shall proceed to the formulation of the budget provided for by RSA 9:2 and 3. In doing so he shall give such weight to the estimates of income as prepared by the commissioner of administrative services and to the estimates of expenditure requirements as submitted by the departments and to the testimony elicited at the hearings thereon as he deems proper, but the proposals contained in the budget shall represent his judgment and recommendations in respect to the provision to be made for meeting the revenue and expenditure needs of the state for each of the fiscal years of the ensuing biennium.

Source. RL 23:8. RSA 9:8. 1985, 399:3, I, eff. July 1, 1985.

9:8-a Accounting Unit Format.

I. All budgets provided for by this subdivision shall be in accounting unit format consistent with the chart of accounts of the state integrated financial accounting system. For expository purposes, the budget may

be presented as a summarized 3 class line document consisting of personnel services, operating expenses, and other expenses; provided, however, that the final budget as passed and the warrants issued by the commissioner of administrative services shall be classified into at least the following classes as appropriate: personnel services, current expense, equipment, other personnel services, benefits, travel in-state, travel out-of-state, individual and departmental dues to national and regional organizations, and other expenditures.

II. [Repealed.]

Source. 1973, 376:76. 1981, 568:143. 1983, 469:3. 1985, 399:3, I. 1998, 10:1; 222:4. 2003, 319:41, II. 2008, 177:5. 2012, 247:4, eff. Aug. 17, 2012.

9:8-b Adoption of Operating Budget. The general court shall not adopt an operating budget for any fund, or any other legislation which provides for appropriations, which exceed the state's total estimated revenues from existing, increased, or new taxes, fees, operating income and other sources. If the estimated revenues of the state for the ensuing biennium as set forth in the budget on the basis of existing laws, plus the estimated amounts in the treasury at the close of the year in progress available for expenditure in the ensuing biennial period is less than the aggregate recommended for the ensuing biennial period as contained in the budget, the general court shall adopt a budget in which such deficit shall be met, whether by an increase in the state tax or the imposition of new taxes, increased rates on existing taxes, or otherwise; and if the aggregate of such estimated revenues, plus estimated balances in the treasury is greater than such recommended appropriations for the ensuing biennial period, the general court shall adopt a budget applying such surplus to the reduction of debt or otherwise, to the reduction in taxation, or to such other action as is in the interest of the public welfare. Such operating budget shall not use bonded indebtedness to fund operating appropriations. Nothing contained herein shall prohibit the use of projected lapses in determining compliance with this section.

Source. 1998, 313:3, eff. Aug. 25, 1998.

9:9 Supplemental Estimates. The governor shall transmit to the legislature supplemental estimates for such appropriations as in his judgment may be necessary on account of laws enacted after the transmission of the budget, or as he deems otherwise in the public interest. He shall accompany such estimates with a statement of the reasons therefor, including the reasons for their omission from the budget. Whenever such supplemental estimates amount to an aggregate which, if they had been contained in the budget, would have required the governor to make a recommendation for the raising of additional revenue, he shall make such recommendation.

Source. RL 23:9.

9:9-a Collection of Highway Fund Revenue; Reporting Requirement. Pursuant to part II, article 6-a of the New Hampshire constitution, any costs associated with the collection and administration of highway funds by the department of safety shall be deducted by the department before such funds are credited to the highway fund. On or before January 1, the department shall provide an annual accounting of such administration and collection costs to the president of the senate and the speaker of the house of representatives. No current fiscal year collection or administration costs shall be expended until the previous year's collection cost report has been received.

Source. 2003, 263:1. 2005, 177:3, eff. July 1, 2005.

9:9-b Allocation of Highway Fund Appropriations.

In each biennium, highway fund appropriations, including costs of collections of the department of safety, shall be subject to the following limitations:

- I. Department of transportation: Not less than 73 percent of anticipated total gross road toll and motor vehicle fees and fines for the biennium.
- II. Department of safety: Not to exceed 26 percent of total anticipated gross road toll and motor vehicle fees and fines for the biennium.
- III. All other agencies: Not to exceed 1 percent of total anticipated gross road toll and motor vehicle fees and fines for the biennium.

Source. 2003, 263:1. 2008, 237:1, eff. July 1, 2009; 237:2, eff. July 1, 2011; 237:3, eff. July 1, 2013. 2015, 276:191, eff. July 1, 2015.

9:9-c Reporting Requirement for Departments That Receive Highway Funds.

All departments of the executive branch and the judicial branch that receive highway fund transfers for any purpose shall file a report with the commissioner of administrative services on or before January 1 of each year for the preceding fiscal year. The format of the report shall be determined by the commissioner and shall be in a format similar to reports filed pursuant to RSA 9:4-d.

- I. The report shall include:
 - (a) A description of each of the programs supported by highway funds.
 - (b) Actual expenditures incurred by programs supported in whole or in part by the highway fund transfers compared to amounts budgeted for those purposes.
- II. No highway fund transfers shall be disbursed to a department of the executive branch or the judicial branch if the department or judicial branch has not filed the report required under this section for the preceding fiscal year.

Source. 2003, 263:1. 2007, 32:1, eff. July 13, 2007.

9:9-d Ten-Year Current Services Cost Projections.

- I. Each of the following state agencies shall provide 10-year cost projections for the identified service or program:
 - (a) The department of administrative services: state retiree health insurance, and in conjunction with the department of revenue administration, state revenues.
 - (b) The state treasurer: debt service.
 - (c) The department of education: adequate education grants.
 - (d) The New Hampshire retirement system: state employer retirement contributions.
- II. The cost projections shall be based on current policy, programs, and tax rates, and shall be adjusted only for demographically-induced changes in demand for public services and projected effects on state government revenues and expenditures.

Source. 2018, 162:2, eff. July 1, 2018.

9:9-e Department of Health and Human Services; Ten-Year Current Services Cost Projections.

- I. The department of health and human services shall provide 10-year cost projections for the identified service or program:
 - (a) Uncompensated care.
 - (b) Medicaid care management.
 - (c) Medicaid-funded home and community based waiver services: Choices for Independence, Developmental Services, Acquired Brain Disorder, and Children's In Home Services.

(d) Nursing home services.

II. The cost projections required in paragraph I for years one through 5 shall be based on the best available data and information available to the department to ensure accurate and reliable information is provided to the public and the general court.

III. The cost projections required in paragraph I for years 6 through 10 shall be based on current policy, programs, and federal and state law, and shall assume economic and other external factors remain static.

IV. The department shall issue the cost projections by September 30, 2019 and shall issue new projections every 2 years thereafter, or upon notice to the department by the state demographer of demographically-induced changes in demand for public services and projected effects on state government revenues.

Source. 2018, 162:2, eff. July 1, 2018.

9:9-f Legislative Report of 10-Year Current Services Cost Projections. On or before February 1 of each budget year, prior to the transmission of the budget to the legislature under RSA 9:2, the legislative budget assistant, in consultation with the state demographer, shall provide to the house and senate finance committees, a report with the 10-year current services cost projections described in RSA 9:9-d and RSA 9:9-e and any other relevant factors identified by the legislative budget assistant or state demographer. The report also shall be posted on the general court website.

Source. 2018, 162:2, eff. July 1, 2018.

9:10 Appropriations. The appropriations made shall be available for expenditure on July 1, unless otherwise provided.

Source. RL 23:10. 1957, 112:1, eff. July 1, 1957.

9:11 Monthly Statements.

I. Once each month the director, division of accounting services shall make a report to each state agency showing in detail the total amount expended during the previous month and the accumulated amount expended to date from July 1. The report shall also show the total encumbrances outstanding and the balance available for the remainder of the fiscal year. Whenever it appears that a department is spending at a rate which will deplete its appropriation before June 30 the director, division of accounting services shall immediately report the fact to the governor who shall thereupon investigate and may, if necessary, order the department head to reduce expenditures in proportion to the balance available and the remaining time in the fiscal year. When such an order has been made by the governor the director, division of accounting services shall establish a limit of expenditures for the department and shall not allow any expenditure by said department in excess of said limit unless and until said order has been modified by the governor. Provided, however, that the provisions of this section shall not apply to appropriations made for land, permanent improvements, and other capital projects.

II. (a) For the funds and entities identified in subparagraph (b), the department of administrative services shall prepare and submit to the fiscal committee of the general court a combined report describing the status of the state's fund expenditures for the current fiscal year. The report shall include a comparison of actual expenditures to projected expenditures, and an explanation for any substantial variance, as provided by each entity. The department shall submit such report for the quarters ending September 30, December 31, and March 31, and any time the governor submits to the fiscal committee, pursuant to RSA 9:16-b, a plan to reduce state expenditures.

(b)(1) For the general fund and education trust fund, the judicial branch and any agency that receives appropriations from the general fund or education trust fund.

(2) For the fish and game fund, the fish and game department.

- (3) For the highway fund, including the cost of collections, the department of safety and the department of transportation.
- (4) For the turnpike fund, the department of transportation.
- (5) For the liquor fund, the liquor commission.
- (6) For the sweepstakes fund, the lottery commission.

Source. RL 23:11. RSA 9:11. 1957, 112:2. 1985, 399:3, III, eff. July 1, 1985. 2015, 245:1, eff. Dec. 31, 2015.

9:12 Investigatory Powers. The governor or the governor and council and the commissioner of administrative services and any officer of the department of administrative services, when so authorized by the governor, or the governor and council, are hereby authorized to make such inquiries regarding the receipt, custody, and application of state funds, existing organization, activities, and methods of business of the departments, assignments of particular activities to particular services, and the regrouping of such services, as in the opinion of the governor will enable him to make recommendations, and, within the scope of the powers possessed by him, to order action to be taken, having for their purpose to bring about increased economy and efficiency in the conduct of the affairs of the state.

Source. RL 23:12. RSA 9:12. 1985, 399:3, I, eff. July 1, 1985.

9:13 Fiscal Year. The fiscal year of the state shall commence on the first day of July and end on the thirtieth day of June. This fiscal year shall be used for purposes of making appropriations and of financial reporting and shall be uniformly adopted by all departments of the state.

Source. RL 23:16.

9:13-a to 9:13-c Repealed by 1987, 416:1, eff. July 1, 1987. –

9:13-d Civil Emergency. Should it be determined by the governor that a civil emergency exists, the governor may, with the advice and consent of the fiscal committee, authorize such expenditures, by any department or agency, as may be necessary to effectively deal with said civil emergency and may draw his warrants in payment for the same from any money in the treasury not otherwise appropriated. In determining whether a civil emergency exists, the governor shall consider whether there is such imminent peril to the public health, safety and welfare of the inhabitants of this state so as to require immediate action to remedy the situation. This section shall not be construed to enlarge any of the powers which the governor may possess under the constitution or other statutes.

Source. 1978, 52:15. 1987, 416:2, eff. July 1, 1987.

9:13-e Revenue Stabilization Reserve Account.

- I. Notwithstanding the definition of "budget" in RSA 9:1, for purposes of this section the term "budget" means the operating budget in effect for the appropriate fiscal biennium.
- II. There is hereby established within the general fund general ledger a revenue stabilization reserve account. At the close of the fiscal biennium ending June 30, 2001, and at the close of each fiscal biennium thereafter, except as otherwise provided in law, any surplus, as determined by the official audit performed pursuant to RSA 21-I:8, II(a) shall be transferred by the comptroller to a special nonlapsing revenue stabilization reserve account. The comptroller is hereby directed to establish the revenue stabilization reserve account in which to deposit any money received from a general fund operating budget surplus. The state treasurer shall invest funds in this account as authorized by RSA 6:8. The interest so earned

shall be deposited as unrestricted general fund revenue.

III. In the event of a general fund operating budget deficit at the close of any fiscal biennium as determined by the official audit performed pursuant to RSA 21-I:8, II(a), the comptroller shall notify the fiscal committee of the general court and the governor of such deficit and request that sufficient funds, to the extent available, be transferred from the revenue stabilization reserve account to eliminate such deficit. Such transfer may be made only when both of the following conditions have been met:

- (a) A general fund operating budget deficit occurred for the most recently completed fiscal biennium; and
- (b) Unrestricted general fund revenues in the most recently completed fiscal biennium were less than the budget forecast.

The amount of said transfer shall not exceed a sum equal to the lower of the amount of the deficit in subparagraph (a) or the revenue shortfall in subparagraph (b). Upon receipt of approval from both the fiscal committee and the governor, the comptroller shall immediately transfer the sums so approved to the general fund surplus account.

IV. No available balance in the revenue stabilization reserve account shall be utilized for any purpose other than those authorized by paragraphs II and III, without the specific approval of 2/3 of each house of the general court and the governor.

V. If, after the requirements of paragraphs II-IV have been met and the balance remaining in the revenue stabilization reserve account is in excess of an amount equal to 10 percent of the actual general fund unrestricted revenues for the most recently completed fiscal year, then such excess, less any amounts deposited pursuant to RSA 7:6-e, shall be transferred, without further action, to the general fund surplus account.

Source. 1986, 18:3. 1987, 416:3. 1992, 289:2. 1993, 358:73. 1998, 109:1, 2. 2001, 158:41. 2012, 247:1, eff. Aug. 17, 2012. 2016, 237:2, eff. June 10, 2016. 2017, 156:68, eff. June 30, 2017; 156:132, eff. July 1, 2017.

9:13-f Debt Redemption; State Treasurer Required to Report.

I. The state treasurer shall report annually to the legislature, prior to the beginning of each session, on the state's outstanding bond obligations. The report shall describe in detail the bond issues which, in the state treasurer's judgment, could be redeemed prior to their stated date of maturity; the value of such issues; and the reasons why the state treasurer believes such issues should be redeemed prior to maturity.

II. The state treasurer shall make recommendations for appropriate legislation relative to early redemption of the state's outstanding bond obligations.

III. The legislature, upon receipt of the state treasurer's report, may appropriate funds for the purpose of debt redemption.

Source. 1986, 18:3, eff. July 1, 1987.

9:13-g Repealed by 1999, 17:58, X, eff. July 1, 1999.

9:14 Repealed by 1959, 37:2, eff. July 1, 1959.

9:14-a Working Capital. The governor is hereby authorized to draw his warrant with the advice and consent of the council, upon any money in the general fund of the treasury, including special and capital funds, for departments other than transportation or fish and game, for such sums to be set apart from time to time to the credit of the state treasurer as a working capital fund as may appear to the governor and council necessary and proper upon recommendation of the commissioner of administrative services for payment of all proper charges against said departments other than transportation and fish and game. The governor is likewise (for working capital) hereby authorized to draw his warrant, with the advice and

consent of the council, upon any money in the highway fund for expenditures for the department of transportation, or upon any money in the fish and game fund for expenditures for the fish and game department. The provisions of this section shall not authorize the manifesting, approval or payment of any claim in excess of appropriations or for the purposes for which appropriations do not exist. A warrant duly executed under the provisions hereof shall be a sufficient warrant under RSA 6:10.

Source. 1959, 37:1. 1985, 399:3, I, eff. July 1, 1985.

9:15 Creation. The governor is hereby authorized to draw his warrant, with the advice and consent of the council, upon any money in the general fund of the treasury for sums to be delivered into the custody of the responsible heads of departments and institutions for their use as petty cash revolving funds within their departments or institutions. The authorized balances and number of revolving funds shall be kept at minimum levels consistent with efficiency, and shall be carried as a charge against the departments or institutions concerned. No revolving fund shall be authorized by the governor and council except upon written application establishing the necessity for such fund consistent with the efficient operation of the applicant department. Any revolving fund authorized hereunder for the department of transportation or for the fish and game department shall be established from the highway fund or the fish and game fund, respectively. The heads of such departments and institutions shall be personally responsible for such moneys while in revolving funds, and shall be authorized to use the same as a petty cash fund only for such departmental purposes as are authorized by law. No payment from a revolving fund shall bind the state unless and until the specific payment has been pre-audited by the director, division of accounting services and warranted by the governor with the advice and consent of the council. After such audit and warrant, the treasurer shall be authorized to issue out public funds to restore the authorized balance of the revolving fund concerned. Department heads responsible for revolving funds shall be bonded in sums sufficient to protect the state against loss of any revolving funds the authorized balances of which exceed \$1,000. All existing revolving funds shall lapse upon the date of the first meeting of the governor and council in 1953, unless renewed at that meeting and revolving funds thereafter authorized hereunder shall similarly lapse on the date of the first meeting of the governor and council in each biennium thereafter, unless then renewed and unless sooner reduced or lapsed by resolution of the governor and council. Upon such reduction or lapse, the responsible head of the department or institution concerned shall pay the revolving fund moneys into the treasury and the treasurer shall credit the same against the amount standing as a charge to the department or institution concerned.

Source. 1951, 252:3. RSA 9:15. 1985, 399:3, III, eff. July 1, 1985.

9:16 Repealed by 2008, 177:16, II, eff. June 11, 2008.

9:16-a Transfers Authorized.

I. Notwithstanding any other provision of law, every department as defined in RSA 9:1 is hereby authorized to transfer funds within and among all accounting units within said department, provided that any transfer of \$100,000 or more shall require prior approval of the fiscal committee of the general court and the governor and council, and provided that no funds may be transferred in violation of the provisions of RSA 9:17-a, 9:17-b, 9:17-c, or 9:17-d or in violation of any restrictions otherwise provided by law. The restrictions included in RSA 9:17-a, 9:17-b, 9:17-c, or 9:17-d shall not apply if a transfer is necessary to satisfy a federal maintenance of effort requirement to ensure the receipt of federal funds.

II. Subject to the limitations in paragraph III and approval of the fiscal committee of the general court and the governor and council, the transfers authorized in this section may include the establishment of new accounting units and expenditure class codes as necessary and appropriate to respond to changes in federal or state laws, regulations, or programs and otherwise as necessary for the efficient management of

the department; provided that if a transfer does not include new accounting units or expenditure class codes, only transfers of \$100,000 or more shall require prior approval of the fiscal committee of the general court and the governor and council.

II-a. Unless specifically permitted by an operating budget section or footnote, the following transfer restrictions shall apply to all departments:

(a) The appropriation budgeted in class 023-heat-electricity-water shall not be transferred or expended for any other purpose, except that agencies may transfer between class 023 appropriations as necessary.

(b) The appropriations in classes 047 and 048 for the maintenance of buildings and grounds shall not be transferred or expended for any other purpose and shall not lapse in the first year of the operating budget, except that appropriations for maintenance of buildings and grounds may be transferred as follows:

(1) Appropriations in class 047-own forces maintenance-buildings and grounds may be transferred to other class 047 appropriations or to class 048-contractual maintenance- buildings and grounds appropriations.

(2) Appropriation in 048-contractual maintenance-buildings and grounds may be transferred to other class 048-contractual maintenance-buildings and grounds appropriations or to class 047 appropriations.

(c) The appropriations budgeted in class 027-transfers to DoIT, class 028-transfers to general services, class 041-audit funds set aside, class 042-additional fringe benefits, class 049-transfers, class 061-unemployment compensation, class 062-workers compensation, and class 064-retiree pension benefit-health insurance, shall not be transferred or expended for any other purpose, except that agencies may transfer any portion of funds in class 027 transfers to OIT not related to IT shared services upon consultation with and approval from the CIO.

(d) The following account units within the department of natural and cultural resources shall be exempt from the transfer restrictions in subparagraphs (a), (b), and (c): 03-35-35-351510-3701, 03-35-35-351510-3745, 03-35-35-351510-3720, 03-35-35-351510-7300, 03-35-35-351510-3414, 03-35-35-351510-3556, 03-35-35-351510-3558, 03-35-35-351510-3484, 03-35-35-351510-3486, 03-35-35-351510-3488, 03-35-35-351510-3562, 03-35-35-351510-3415, 03-35-35-351510-3746, 03-35-35-351510-3777, 03-35-35-351510-3717, 03-35-35-351510-3703, and 03-35-35-351510-4016.

III. The \$100,000 threshold under paragraphs I-II shall be applied at the accounting unit level on a cumulative basis within the fiscal year. Once the threshold has been reached, the approval of the fiscal committee of the general court and the governor and council shall be required for subsequent transfers within the fiscal year.

IV. Notwithstanding any other provision of law, the governor is hereby authorized to transfer funds within and among all accounting units within the governor's office, provided that any transfer of \$75,000 or more shall require prior approval of the fiscal committee of the general court, and provided that no funds may be transferred in violation of the provisions of RSA 9:17-a, 9:17-b, or 9:17-c or in violation of any restrictions otherwise provided by law or to or from any account. The \$75,000 threshold shall be applied at the accounting unit level on a cumulative basis within the fiscal year. Once the threshold has been reached, the approval of the fiscal committee of the general court shall be required for subsequent transfers within the fiscal year.

Source. 1986, 207:2. 1987, 416:4. 1990, 3:35. 2006, 96:1. 2012, 247:2, eff. Aug. 17, 2012. 2017, 156:203, eff. July 1, 2017. 2018, 163:1, eff. June 6, 2018; 163:2, eff. July 1, 2018 and July 1, 2019; 163:3, eff. July 1, 2018. 2019, 346:159, eff. July 1, 2019.

9:16-b Reductions Authorized.

I. Notwithstanding any other provision of law, the governor may, with the prior approval of the fiscal committee, order reductions in any or all expenditure classes within any or all departments, as defined in RSA 9:1, if he determines at any time during the fiscal year that:

(a) Projected state revenues will be insufficient to maintain a balanced budget and that the likelihood of a serious deficit exists; or

(b) The actual lapse for each fiscal year is not going to equal the level estimated in the forecast of funds, unappropriated surplus, as issued by the legislative budget assistant.

II. The governor shall make available a summary report every 60 days to the presiding officers and to the chairman of the fiscal committee about any actions under this section.

Source. 1990, 3:36, eff. Feb. 20, 1990.

9:16-c Transfer of Federal Grant Funds.

I. In order to maximize the use of federal grant funds and to avoid lapsing such funds where changes in the state or federal accounting systems, changes in federal grant guidelines, or overestimation or underestimation of funds required in various class codes due to program needs or requirements have occurred subsequent to the passage of the budget, every department as defined in RSA 9:1 may, subject to the prior approval of the fiscal committee of the general court and the approval of governor and council, transfer funds in or out of any class code and to create new class codes within federally funded areas of the department's operating budget if such transfers do not result in an over-expenditure of any grant.

II. In order to maximize the use of federal grant funds and not lapse such funds, every department as defined in RSA 9:1 may, subject to the approval of the commissioner of the department of administrative services, carry forward into future state fiscal years any budgeted appropriation balances in class from federal grants for the duration of the federal grant award.

Source. 2012, 192:7, eff. July 1, 2012.

9:17 Transfer Within Division or Functional Unit. The governor and council, with the prior approval of the fiscal committee of the general court, may authorize the commissioner of administrative services to make such transfers of appropriation items and changes in allocation of funds available for operational purposes within any division or functional unit of a department or institution as may be necessary or desirable to best carry out the purpose of such division or functional unit of such department or institution.

Source. 1950, 5, part 2:1. RSA 9:17. 1985, 399:3, I. 2008, 177:12, eff. June 11, 2008.

9:17-a Limitations.

I. Notwithstanding the provisions of RSA 9:17, no transfer shall be made from any appropriation items for permanent personal services to any other use or purpose, provided however that this provision shall not supersede the provisions of RSA 99:4.

II. The provisions of this section shall apply to transfers in general appropriations, capital budget appropriations and in any other special appropriations.

[Paragraph III effective until June 30, 2021.]

III. The department of health and human services may be exempt from the limitations set forth in paragraph I, subject to approval by the fiscal committee of the general court of any transfer of appropriations from permanent personal services to any other use or purpose.

Source. 1967, 292:1. 1969, 367:6. 1974, 40:75. 1977, 600:50. 1985, 399:3, I. 2008, 177:13, eff. June 11, 2008. 2017, 156:204, eff. July 1, 2017.

9:17-b Fish and Game Limitation. Notwithstanding the provisions of RSA 9:17, no transfers shall be made into the appropriation for the fish and game department for land acquisition.

Source. 1969, 146:3. 2008, 177:13, eff. June 11, 2008.

9:17-c Employee Benefit Adjustment Account. Whereas the appropriations for employee benefits in state departments and institutions may upon occasion not be totally needed for each position due to vacancies and personnel turnover, the department of administrative services shall transfer said amount quarterly from the departmental or institutional appropriation to a special account to be known as the employee benefit adjustment account. This fund shall lapse at the end of each fiscal year and revert to the appropriate fund. Upon the certification of the commissioner of administrative services, subject to the approval of governor and council, the employee benefit account shall be available for transfer to departments and institutions in amounts that are deemed necessary to pay the state's required proportionate share of any legally authorized employee benefit. Notwithstanding the provisions of RSA 9:17, no transfer shall be made from any appropriation for employee benefits to any other appropriation for any other use or purpose except as provided in this section.

Source. 1973, 376:67. 1975, 505:18. 1985, 399:3, I, II. 2008, 177:13, eff. June 11, 2008.

9:17-d Transfer of Appropriations, Judicial Branch. The supreme court may transfer funds for any specific purposes to funds for other purposes in the general appropriations for any accounting unit within the judicial branch, provided that any transfer of \$75,000 or more shall require prior approval of the fiscal committee of the general court, and provided that no funds may be transferred in violation of the provisions of RSA 9:17-a or any other restriction provided by law. The judicial branch shall certify such transfers to the commissioner of administrative services. The certification shall state that the transfers are necessary to efficiently carry out the functions of the courts and that the legislative fiscal committee has approved the transfers. The provisions of this section shall not supersede the provisions of RSA 99:4 and RSA 9:17-a.

Source. 1979, 403:3. 1985, 399:3, I. 2012, 247:38, eff. Aug. 17, 2012. 2017, 156:205, eff. July 1, 2017; 156:247, eff. Sept. 3, 2017 at 12:01 a.m.; 195:7, eff. Sept. 3, 2017.

9:17-e Audit of Judicial Branch. Other provisions of law notwithstanding, the chief justice of the supreme court shall pre-audit all claims of the judicial branch to be presented for the issuance of warrants and this certification shall be sufficient evidence for the director, division of accounting services, to fulfill his responsibilities under the provisions of RSA 8:13, VII relative to debt incurred by the judicial branch.

Source. 1979, 403:3. 1985, 399:3, III, eff. July 1, 1985.

9:17-f Repealed by 2012, 247:39, eff. Aug. 17, 2012.

9:18 Lapsed Appropriations.

I. Except for capital appropriations under paragraph I-a or as otherwise specially provided, all unexpended portions of special appropriations shall lapse when the object for which the appropriation was made has been accomplished and, in any event, at the end of 2 years from the date when the act creating the appropriation first took effect, unless there are obligations incurred by contract thereunder, made within said period, in which case there shall be no lapse until the satisfaction or fulfillment of such contractual obligations.

I-a. All unexpended portions of appropriations made by the 6-year capital budget shall lapse when the project for which the appropriation was made has been accomplished and, in any event, at the end of 6 years from the date when the act creating the appropriation first took effect, unless there are obligations incurred by contract thereunder, made within said period, in which case there shall be no lapse until the

satisfaction or fulfillment of such contractual obligations

II. Except as otherwise specially provided, all unexpended portions of general appropriations for which a legally enforceable obligation has not been incurred during the fiscal year for which they were appropriated shall lapse at the end of each fiscal year.

Source. 1913, 66:1. 1925, 169:1. PL 15:34. 1927, 9:1. 1929, 97:1. RL 22:29. RSA 9:18. 1967, 77:1. 1971, 424:1. 1973, 493:6. 1982, 38:12. 2004, 138:3, 4, eff. May 24, 2004.

9:19 Exceeding Appropriations. No state official, commissioner, trustee, or other person having control of public funds appropriated by the general court shall use any part of such funds for any other purpose than that for which they were appropriated, or expend any money or make any contract or bargain, or in any way bind the state in excess of the amount voted by the legislature.

Source. 1903, 71:1. PL 15:35. RL 22:30.

9:20 Personal Liability. Any person who violates the provisions of RSA 9:19 individually or as a member of a board shall be personally liable for the amount of the excess expended, contracted, or bargained above the appropriation.

Source. 1903, 71:2. PL 15:36. RL 22:31.

9:21 Removal for. Any commissioner, trustee or agent who shall violate said provisions shall be removed by the governor, and his successor shall be appointed in conformity to the law providing for filling vacancies in such positions.

Source. 1903, 71:3. PL 15:37. RL 22:32.

9:22 Dissenting Officials Not Liable. RSA 9:20 and 9:21 shall not apply to members of boards or commissions who do not aid in, sanction, or assent to a violation thereof by other members of such boards or commissions, and who, when such violations come to their knowledge, shall indicate their dissent by entry thereof in the records of the respective board or commission or in the office of the secretary of state.

Source. 1903, 71:4. PL 15:38. RL 22:33.

9:23 Certificates of Service. No bill of a state officer or employee for services or expenses, except salaries provided by statute, shall be approved by the governor and council or paid by the state treasurer unless it is accompanied by a certificate under oath of said officer or employee that the service has been actually performed and the expense actually incurred.

Source. 1905, 78:1. PL 15:39. RL 22:34.

9:24 Exception. If a state officer or employee dies prior to the filing of his account, the account may be paid by the state treasurer if the governor and council are satisfied that the service was performed and the expense incurred.

Source. 1905, 78:1. PL 15:40. RL 22:35.

9:25, 9:26 Repealed by 1999, 225:22, eff. Sept. 7, 1999.

9:26-a Prohibited Changes. No change shall be made in the plan, location, or design of a project in the capital budget after the project has been approved and funds appropriated, unless the change is ratified by the capital budget overview committee.

Source. 1981, 540:2. 2010, 29:1, eff. July 12, 2010.

9:27 Insurance. Any agency or department of the state may, with the approval of the governor and council and within the limits of its appropriation, secure casualty or liability insurance on any property owned by the state or in connection with any program or activity of the state; provided, however, that all such purchases shall first be reviewed and approved by the division of risk and benefits of the department of administrative services and that any insurance specifically required by law shall be carried.

Source. 1909, 176:1. 1917, 10:1. PL 19:29. RL 27:35. 1950, 5, part 24:1. RSA 9:27. 1972, 24:1. 1985, 412:14, eff. July 3, 1985. 2017, 193:2, eff. Aug. 29, 2017. 2019, 346:18, eff. July 1, 2019.

9:28 Financing Gubernatorial Transition. Funds which are appropriated to the department of administrative services for a gubernatorial transition shall not be used to finance the transition expenses for an incumbent governor-elect. No other funds, either public or private, shall be expended for this purpose. The governor-elect may, however, accept and use in-kind services for transition expenses. In order to accept and use in-kind services for transition expenses, the governor shall file a report with the secretary of state no later than March 1 following the election which details all the in-kind services which were accepted and used for transition expenses.

Source. 1994, 330:2, eff. June 8, 1994.

2021 SESSION
HOUSE DEADLINES

Friday, January 15, 2021	Last day to introduce House Bills
	Last day to amend House Rules by majority vote
Thursday, February 18, 2021	Last day to report HBs going to a second committee
Thursday, February 25, 2021	Last day to act on HBs going to a second committee
Thursday, March 11, 2021	Last day to report all HBs not in a second committee, except budget bills
Thursday, March 18, 2021	Last day to act on HBs not in a second committee, except budget bills
Thursday, March 25, 2021	Last day to report House Bills, except budget bills
	Last day to report list of retained HBs
Thursday, April 1, 2021	Last day to report budget bills
	Last day to act on House Bills, except budget bills
Thursday, April 8, 2021	BUDGET CROSSOVER - Last day to act on budget bills
Thursday, May 6, 2021	Last day to report Senate Bills going to a second committee
Thursday, May 13, 2021	Last day to act on SBs going to a second committee
Thursday, May 27, 2021	Last day to report all remaining SBs
	Last day to report list of retained SBs
Thursday, June 3, 2021	Last day to act on SBs
Thursday, June 10, 2021	Last day to form Committees of Conference
Thursday, June 17, 2021	Last day to sign Committee of Conference reports (4:00 p.m.)
Thursday, June 24, 2021	Last day to act on Committee of Conference reports

2021 SESSION

SENATE DEADLINES

7-1 Deadlines. *In an effort to thwart the spread of Covid-19, after conferring with the Minority Leader, and public health officials about best practices concerning the safety of Senators, staff, and the public, the deadlines may be reasonably amended at the discretion of the Senate President, to be timely noticed on the General Court website.*

Tuesday, January 12, 2021	Deadline for sponsors to sign off on legislation.
Monday, January 18, 2021	Martin Luther King Jr./Civil Rights Day (State Holiday)
Monday, February 15, 2021	President's Day (State Holiday)
Monday, February 22, 2021	SENATE BREAK
Thursday, March 11, 2021	Deadline for Policy Committees to ACT on all Senate bills with a fiscal impact, except bills exempted pursuant to Senate Rule 4-5.
Thursday, April 01, 2021	CROSSOVER – Deadline to ACT on all Senate bills.
Thursday, May 13, 2021	Deadline for Policy Committees to ACT on all House bills with a fiscal impact, except bills exempted pursuant to Senate Rule 4-5.
Monday, May 31, 2021	Memorial Day (State Holiday)
Thursday, June 03, 2021	Deadline to ACT on all House bills.
Thursday, June 10, 2021	Deadline to FORM Committees of Conference.
Thursday, June 17, 2021	Deadline to SIGN Committee of Conference Reports.
Thursday, June 24, 2021	Deadline to ACT on Committee of Conference Reports.

The Operating Budget Process

Fiscal Issue Brief

January 2021

The State's Operating Budget Process begins during an even-numbered year, and ends during an odd-numbered year

AGENCY PHASE

March - October
 On or before October 1st of the even-numbered years, RSA 9:4 requires State agencies to prepare a budget request for the upcoming biennium based on expenditure targets provided by the Governor. These targets are based on revenue and economic forecasts, and the forecasted financial condition of the State.

GOVERNOR PHASE

November - February
 In November, the Governor conducts public hearings for State agencies to explain their Agency Budget Request. The Governor is required to submit a recommended budget to the Legislature for their consideration by February 15th. Historically, the budget is introduced as House Bills 1 and 2.

HOUSE PHASE

February - March
 HB1 (operating budget) and HB2 ("trailer bill"), are referred to the House Finance Committee. The Committee splits into three "divisions", each with assigned budget categories, to ultimately craft amendments to HB1 and HB2 for the full committee and the House to consider and act upon.

SENATE PHASE

April - June
 Once the House has acted upon HB1 and HB2, the bills are referred to the Senate Finance Committee. The Senate Finance Committee considers the House budget, crafts its amendments and proposes final recommendations on the two bills to the full Senate for action.

COMMITTEE OF CONFERENCE AND SUBMISSION TO THE GOVERNOR

June
 Typically, the House will request and the Senate will accede to a Committee of Conference on HB1 and HB2. These Committees, usually comprised of members of House and Senate Ways and Means and Finance Committees, will negotiate the final versions of HB1 and HB2 (including revenue estimates). If the House and Senate adopt the recommendations from the Committees of Conference on HB1 and HB2, the bill is submitted to the Governor for action.

CHAPTER 345
HB 3-A - FINAL VERSION

2019 SESSION

19-1123
06/10

HOUSE BILL

3-A

AN ACT

making appropriations for the expenses of certain departments of the state for fiscal years ending June 30, 2020 and June 30, 2021.

SPONSORS:

Rep. Wallner, Merr. 10; Sen. D'Allesandro, Dist 20

COMMITTEE:

[committee]

ANALYSIS

No analysis needed.

Explanation:

Matter added to current law appears in ***bold italics***.

Matter removed from current law appears [~~in brackets and struckthrough.~~]

regular type.

Matter which is either (a) all new or (b) repealed and reenacted appears in

**CHAPTER 345
HB 3-A - FINAL VERSION**

19-1123
06/10

STATE OF NEW HAMPSHIRE

In the Year of Our Lord Two Thousand Nineteen

AN ACT **making appropriations for the expenses of certain departments of the state for fiscal years ending June 30, 2020 and June 30, 2021.**

Be it Enacted by the Senate and House of Representatives in General Court convened:

1

CHAPTER 345
HB 3-A - FINAL VERSION
- Page 709 -

1 1.08 Budget Footnotes; General. For any state department, as defined in RSA 9:1 the
2 following general budget footnotes that contain class codes shall apply to all specified
3 class codes in section 1.01 through 1.07 unless specifically exempted.

4 A. Not used.

5 B. Not used.

6 C. Revenue in excess of the estimate may be expended with prior approval of the
7 fiscal committee and the approval of the governor and council.

8 D. The funds in this appropriation shall not be transferred or expended for any other
9 purpose.

10 E. The appropriation budgeted in class 040-indirect costs are for general overhead
11 state charges and such sums shall be transferred by the agency to the general fund of the
12 state consistent with federal requirements.

13 F. This appropriation shall not lapse until June 30, 2021.

14 G. The funds in this appropriation shall not be transferred or expended for any other
15 purpose and shall not lapse until June 30, 2021.

16 H. Not used.

17 I. In the event that estimated revenue in revenue class 001-transfers for other
18 agencies, 002-transfers from department of transportation, 003-revolving funds, 004-
19 agency income, 005-private local funds, 006-agency income, 007-agency income, 008-
20 agency income, 009-agency income is less than budgeted, the total appropriation shall be
21 reduced by the amount of the shortfall in either actual or projected budgeted revenue.
22 The agency head shall notify the bureau of accounting services forthwith, in writing, as to
23 precisely which line item appropriation and in what specific amounts reductions are to
24 be made in order to fully compensate for the total revenue deficits. For the biennium
25 ending June 30, 2021 account number 02-46-46-4620-5731 within the department of
26 corrections shall be exempt from these provisions. The provisions of this footnote do not
27 apply to federal funds covered by RSA 124:14.

28 J. This appropriation, to be administered by the commissioner, is for the necessary
29 equipment needs of the department and shall be expended at the commissioner's
30 discretion.

31 345:2 General Fund and Total Appropriation Limits. The amounts included in section
32 1 of this act for all university system accounts and community college system accounts,
33 under estimated source of funds from general funds, shall be the total appropriation from
34 general funds for such accounting units that may be expended for the purpose of section
35 1 of this act. Any funds received by said systems from other than general funds are
36 hereby appropriated for the use of the systems and may be expended by said systems

CHAPTER 345
HB 3-A - FINAL VERSION
- Page 710 -

1 whether or not this will result in an appropriation and expenditure by the system in
2 excess of the total appropriation therefor.

3 345:3 Assignment of Office Space. If, during the biennium ending June 30, 2021,
4 because of program reductions, consolidations, or any other reason, office space becomes
5 available in the health and human services complex, the Hayes building, or any other
6 state building, except office space under the control of the legislature pursuant to RSA
7 14:14-b, the commissioner of administrative services shall, with the prior approval of the
8 fiscal committee of the general court, and with the approval of the governor and council,
9 require that any agency renting private space be required to occupy such available space
10 in said building or buildings forthwith. Such funds as have been allocated or committed
11 by any agency affected by this section for outside rental shall be transferred by the
12 director of the division of accounting services to the bureau of general services, activity
13 number 01-14-14-141510 for maintenance of applicable state buildings.

14 345:4 Lottery Commission; Authority Granted. For the biennium ending June 30,
15 2021, in order to provide sufficient funding to the lottery commission to carryout lottery
16 games that will provide funds for the distribution in accordance with RSA 284:21-j, the
17 commission shall apply to the fiscal committee of the general court for approval of any
18 new games, the expansion of any existing lottery games, or for the purchase of any tickets
19 for new or continuing games. Additionally, no expenditures for consultants shall be made
20 without prior approval by the fiscal committee of the general court. If approved, the
21 commission may then apply to the governor and council to transfer funds from the
22 sweepstakes revenue special account. The total of such transfers shall not exceed
23 \$6,000,000 for the biennium ending June 30, 2021.

24 345:5 Positions Abolished. The following positions are hereby abolished effective at
25 the close of business on June 30, 2019:

26 State Department

27 01-032-032-320010-7889 11365

28 Board of Tax and Land Appeals

29 01-089-089-890010-1241 41676

30 Department of Safety

31 02-023-023-236010-2740 16622 17131

32 Banking Department

33 02-072-072-720010-2046 43143

34 Department of Natural and Cultural Resources

35 03-035-035-353010-2555 42031

36 Department of Education

37 06-056-056-565010-2537 13137

CHAPTER 345
HB 3-A - FINAL VERSION
- Page 711 -

1	06-056-056-565010-2538	13237	13245	13259	13266	13270
2		13276	19797	30375	30391	
3	06-056-056-562010-7534	44110				
4	06-056-056-566510-9008	13171				

5 **345:6** Department of Health and Human Services; Division of Child Support Services;
6 Payments to the Administrative Office of the Courts. The appropriation in account 05-95-
7 42-427010-7934, class 085, includes funds for payment to the administrative office of the
8 courts in accordance with the cooperative agreement between the division of child
9 support services and the administrative office of the courts. The division of child support
10 services and the administrative office of the courts shall, prior to payment of such funds,
11 enter into a cooperative agreement specifying in detail the services to be performed by
12 the administrative office of the courts and the estimated costs of such services. Any
13 change or modification in the services to be performed shall likewise be agreed to in
14 writing and specify the change and the adjustment to the costs. Funds appropriated for
15 these purposes shall be paid only after demonstration by the administrative office of the
16 courts that it consistently transmits court orders to the division of child support services
17 in accordance with the cooperative agreement.

18 **345:7** General Fund Unrestricted Revenue Estimates. The general fund unrestricted
19 revenue estimates in section 8 of this act, for fiscal years 2020-2021, are presented as net
20 of all estimated tax credits.

21 **345:8** Estimates of Unrestricted Revenue.

		<u>FY 2020</u>		<u>FY 2021</u>
22	GENERAL FUND			
23	BUSINESS PROFITS TAX	\$384,400,000		\$365,400,000
24	BUSINESS ENTERPRISE TAX	<u>50,000,000</u>		<u>47,500,000</u>
25	SUBTOTAL BUSINESS TAXES	\$434,400,000		\$412,900,000
26	MEALS AND ROOMS TAX	357,400,000		375,300,000
27	TOBACCO TAX	110,900,000		109,500,000
28	TRANSFER FROM LIQUOR	132,800,000		133,800,000
29	INTEREST AND DIVIDENDS TAX	116,900,000		116,900,000
30	INSURANCE	125,100,000		130,900,000
31	COMMUNICATIONS TAX	39,200,000		37,300,000
32	REAL ESTATE TRANSFER TAX	106,800,000		109,500,000
33	COURT FINES & FEES	12,900,000		12,700,000
34	SECURITIES REVENUE	45,000,000		44,300,000
35	BEER TAX	13,100,000		13,100,000
36	OTHER REVENUES	68,400,000		71,900,000
37	MEDICAID RECOVERIES	<u>3,700,000</u>		<u>3,300,000</u>

CHAPTER 345
HB 3-A - FINAL VERSION
- Page 712 -

1	TOTAL GENERAL FUND	\$1,566,600,000	\$1,571,400,000
2			
3	EDUCATION FUND	<u>FY 2020</u>	<u>FY 2021</u>
4	BUSINESS PROFITS TAX	\$90,200,000	\$85,700,000
5	BUSINESS ENTERPRISE TAX	<u>244,000,000</u>	<u>231,900,000</u>
6	SUBTOTAL BUSINESS TAXES	\$334,200,000	\$317,600,000
7	MEALS AND ROOMS TAX	11,100,000	11,600,000
8	TOBACCO TAX	87,100,000	86,000,000
9	REAL ESTATE TRANSFER TAX	52,600,000	53,900,000
10	TRANSFER FROM LOTTERY	100,400,000	100,400,000
11	TOBACCO SETTLEMENT	39,700,000	39,200,000
12	UTILITY PROPERTY TAX	43,400,000	44,200,000
13	STATEWIDE PROPERTY TAX	<u>363,100,000</u>	<u>363,100,000</u>
14	TOTAL EDUCATION FUND	\$1,031,600,000	\$1,016,000,000
15			
16	HIGHWAY FUND	<u>FY 2020</u>	<u>FY 2021</u>
17	GASOLINE ROAD TOLL	\$130,200,000	\$132,300,000
18	MOTOR VEHICLE FEES	120,200,000	114,600,000
19	MISCELLANEOUS	<u>200,000</u>	<u>200,000</u>
20	TOTAL HIGHWAY FUND	\$250,600,000	\$247,100,000
21			
22	FISH AND GAME FUND	<u>FY 2020</u>	<u>FY 2021</u>
23	FISH AND GAME LICENSES	\$9,700,000	\$9,700,000
24	FINES AND MISCELLANEOUS	<u>3,200,000</u>	<u>3,200,000</u>
25	TOTAL FISH AND GAME FUND	\$12,900,000	\$12,900,000

26 345:9 Department of Health and Human Services; Sununu Youth Services Center;
27 Reduction in Appropriation. The department of health and human services is hereby
28 directed to reduce state general fund appropriations to the Sununu youth services center
29 by \$704,790 for the fiscal year ending June 30, 2020 and by \$945,658 for the fiscal year
30 ending June 30, 2021. The department shall develop a plan for the reductions required
31 under this section and present the plan to the fiscal committee of the general court no
32 later than December 31, 2019.

33 345:10 Department of Health and Human Services; Reduction in Appropriation. The
34 department of health and human services is hereby directed to reduce state general fund
35 appropriations by \$25,000,000 for the biennium ending June 30, 2021. No reductions shall
36 be made to appropriations for developmental services, county programs, or Medicaid
37 rates. The department shall develop a plan for the reductions required under this section

CHAPTER 345
HB 3-A - FINAL VERSION
- Page 713 -

1 and present the plan to the fiscal committee of the general court no later than December
2 31, 2019.

345:11 Effective Date. This act shall take effect July 1, 2019.

Approved: September 26, 2019
Effective Date: July 01, 2019

02 ADMIN OF JUSTICE AND PUBLIC PRTN
 20 JUSTICE DEPT
 20 JUSTICE DEPT
 200510 DIV OF PUBLIC PROTECTION
 2616 VICTIM WITNESS

010 Personal Services-Perm. Classi	252,584	255,066
014 Personal Services-Unclassified	101,059	101,060
018 Overtime	20,000	20,000
019 Holiday Pay	3,200	3,200
020 Current Expenses	7,050	7,050
022 Rents-Leases Other Than State	4,582	4,582
027 Transfers To Oit	23,635	22,594
030 Equipment New/Replacement	1,500	1,500
039 Telecommunications	7,539	7,539
040 Indirect Costs	10,275	10,583
042 Additional Fringe Benefits	17,101	17,539
059 Temp Full Time	129,002	134,784
060 Benefits	213,955	222,098
070 In-State Travel Reimbursement	7,700	7,700
102 Contracts for program services	8,000	8,000
211 Property and Casualty Insurance	105	105
TOTAL	807,287	823,400

ESTIMATED SOURCE OF FUNDS FOR
 VICTIM WITNESS

009 Agency Income	353,048	362,967
FEDERAL FUNDS	133,651	135,274
GENERAL FUND	320,588	325,159
TOTAL SOURCE OF FUNDS	807,287	823,400

02 ADMIN OF JUSTICE AND PUBLIC PRTN
 20 JUSTICE DEPT
 20 JUSTICE DEPT
 200510 DIV OF PUBLIC PROTECTION
 2630 DEBT RECOVERY FUND

013 Personal Services-Unclassified	86,664	86,664
017 FT Employees Special Payments *	6,003	6,003
018 Overtime	15,000	15,000
020 Current Expenses	500	500
027 Transfers To Oit	3,939	3,766
030 Equipment New/Replacement	750	750
039 Telecommunications	363	363
040 Indirect Costs	1,712	1,764
042 Additional Fringe Benefits	6,803	6,803
060 Benefits	50,310	51,968

COMPARE HOUSE FINANCE TO GOVERNOR

CATEGORY: 02 **ADMIN OF JUSTICE AND PUBLIC PRTN**
DEPARTMENT: 20 **JUSTICE DEPT**
AGENCY: 020 **JUSTICE DEPT**
ACTIVITY: 200510 **DIV OF PUBLIC PROTECTION**
ORGANIZATION: 2616 **VICTIM WITNESS**

CLS	DESCRIPTION	FY2018 ACTUAL	FY2019 ADJ AUTH	FY2020			FY2021		
				GOVERNOR	HOUSE FINANCE	DIFF	GOVERNOR	HOUSE FINANCE	DIFF
010	Personal Services-Perm. Classi	169,039	172,194	252,584	252,584	0	255,066	255,066	0
014	Personal Services-Unclassified	92,649	98,693	101,059	101,059	0	101,060	101,060	0
018	Overtime	13,330	20,000	20,000	20,000	0	20,000	20,000	0
019	Holiday Pay	0	0	3,200	3,200	0	3,200	3,200	0
020	Current Expenses	1,343	2,000	7,050	7,050	0	7,050	7,050	0
022	Rents-Leases Other Than State	1,797	1,400	4,582	4,582	0	4,582	4,582	0
027	Transfers To Oit	23,099	25,257	23,635	23,635	0	22,594	22,594	0
029	Intra-Agency Transfers	0	10	0	0	0	0	0	0
030	Equipment New/Replacement	1,177	1,495	1,500	1,500	0	1,500	1,500	0
039	Telecommunications	6,591	6,800	7,539	7,539	0	7,539	7,539	0
040	Indirect Costs	0	0	10,275	10,275	0	10,583	10,583	0
042	Additional Fringe Benefits	0	0	17,101	17,101	0	17,539	17,539	0
059	Temp Full Time	114,765	117,527	129,002	129,002	0	134,784	134,784	0
060	Benefits	161,356	167,415	213,955	213,955	0	222,098	222,098	0
070	In-State Travel Reimbursement	4,795	10,200	7,700	7,700	0	7,700	7,700	0
102	Contracts for program services	0	0	8,000	8,000	0	8,000	8,000	0
211	Property and Casualty Insurance	0	0	105	105	0	105	105	0
TOTAL EXPENSES		589,941	622,991	807,287	807,287	0	823,400	823,400	0

ESTIMATED SOURCE OF FUNDS FOR VICTIM WITNESS									
000	Federal Funds	116,703	99,365	133,651	133,651	0	135,274	135,274	0
004	Intra-Agency Transfers	0	10	0	0	0	0	0	0
009	Agency Income	190,661	231,683	353,048	353,048	0	362,967	362,967	0
	General Fund	282,577	291,933	320,588	320,588	0	325,159	325,159	0
TOTAL FUNDS		589,941	622,991	807,287	807,287	0	823,400	823,400	0

New Hampshire State Constitution

[Art.] 18-a [Budget Bills.] All sections of all budget bills before the general court shall contain only the operating and capital expenses for the executive, legislative and judicial branches of government. No section or footnote of any such budget bill shall contain any provision which establishes, amends, or repeals statutory law, other than provisions establishing, amending, or repealing operating and capital expenses for the executive, legislative and judicial branches of government.

November 28, 1984

CHAPTER 346
HB 4-FN-A-LOCAL - FINAL VERSION

25Sept2019... 2717-EBA

2019 SESSION

19-1124
10/06

HOUSE BILL ***4-FN-A-LOCAL***

AN ACT relative to state fees, funds, revenues and expenditures.

SPONSORS: Rep. Wallner, Merr. 10; Sen. D'Allesandro, Dist 20

COMMITTEE: [committee]

ANALYSIS

This bill:

1. Repeals 2017, 155:7, which directed the commissioner of administrative services to eliminate appropriations to class 027 transfers to OIT in all agencies and departments.
2. Establishes the unclassified position of director of plant and property within the department of administrative services.
3. Converts managers in the department of administrative services to directors, and renames divisions and units accordingly.
4. Authorizes the department of administrative services to consolidate state agency human resources, payroll, and business processing functions.
5. Provides that cost sharing and plan design for unrepresented active state employees who participate in the health plans offered by the state shall be the same as those for individuals covered by the collective bargaining agreement.
6. Establishes an additional surplus fund within the department of administrative services.
7. Establishes the building maintenance fund within the department of administrative services and assesses charges to state agencies.
8. Permits the supreme court to transfer funds among judicial branch accounts.
9. Provides the department of corrections with additional transfer authority for the biennium ending June 30, 2021, establishes the cost of care reimbursement account, and establishes unclassified positions of director of nursing and pharmacist positions in the department of corrections.
10. Provides for administrative attachment of the commission for human rights and the boxing and wrestling commission.
11. Provides that chartered public school lease aid shall not exceed more than \$30,000 per school in any fiscal year.

CHAPTER 346
HB 4-FN-A-LOCAL - FINAL VERSION

12. Directs the department of health and human services to raise the income eligibility for elderly and adult clients under the social services block grant program each January.
13. Increases the limit for county reimbursements under RSA 167:18-a.
14. Extends the prospective repeal for eligibility of state mental health services under 2011, 209:6, I.
15. Suspends direct and indirect graduate medical education payments to hospitals for the biennium ending June 30, 2021.
16. Suspends catastrophic aid to hospitals for the biennium ending June 30, 2021.
17. Makes an appropriation to the department of safety, division of fire standards and training and emergency medical services, for the purpose of providing grants to local firefighters for medical examinations conducted pursuant to RSA 281-A:17.
18. Requires the commissioner of the department of health and human services to make quarterly reports to the governor, speaker of the house of representatives, and president of the senate on the status of estimated Medicaid payments in relation to actual costs.
19. Permits the department of health and human services to fill unfunded positions during the biennium ending June 30, 2021.
20. Suspends RSA 151-E:18, relative to presumptive eligibility for home and community-based services, for the biennium ending June 30, 2021.
21. Establishes certain revolving funds within the department of health and human services.
22. Directs that the Laconia state school trust shall be dissolved upon final distribution of the funds pursuant to court order.
23. Establishes a committee to study outdated non-regulatory boards.
24. Requires the department of health and human services to develop a plan to close the cliff effect for individuals and families who receive public benefits.
25. Suspends revenue sharing with cities and towns for the biennium ending June 30, 2021.
26. Adds requirements for uses of system benefits charges for energy efficiency programs.
27. Suspends provisions of the RSAs that credit a portion of meals and rooms tax revenue to the division of travel and tourism development for the biennium ending June 30, 2021.
28. Suspends the integrated land development permit procedure for the biennium ending June 30, 2021.
29. Suspends certain environmental state aid grants.
30. Provides for reimbursement for sheriff's offices for court security.

CHAPTER 346
HB 4-FN-A-LOCAL - FINAL VERSION

31. Adds a representative from the New Hampshire Hospital Association and a representative from the state's faith-based community to the governor's commission on alcohol and drug abuse prevention, treatment, and recovery.

32. Modifies the provision of civil legal services funds for low-income persons to New Hampshire legal assistance and eliminates the dedicated civil services legal fund.

33. Requires Keno revenue to be deposited in the education trust fund.

34. Defines and regulates the sale of electronic cigarettes or e-cigarettes; and increases the minimum age for sales and possession of tobacco products.

35. Modifies the duties of the board of veterinary medicine.

36. Modifies the procedure for certified application prepayers for minimum environmental impact projects.

37. Regulates public bathing facilities.

38. Moves recreational camp licensing to the department of health and human services.

39. Authorizes the sale of National Guard armory property in Berlin.

40. Transfers the bureau of visitor services within the department of business and economic affairs to the office of the commissioner of business and economic affairs.

41. Permits the community college system to establish the finish line New Hampshire program to support eligible students completing postsecondary credentials in areas of high demand.

42. Authorizes the commissioner of the department of transportation to recommend the bulk disposal of real estate purchased with state or federal highway funds or both, or turnpike funds.

43. Repeals the Maine-New Hampshire interstate bridge authority.

44. Repeals witness fees for witnesses summoned before certain boards and commissions.

45. Amends the granite workforce program.

46. Exempts certain accounting units within the department of natural and cultural resources from transfer restrictions.

47. Requires payment of any transaction costs assessed for credit card payments on motor vehicle fines to be paid out of the fine amount which is credited to the highway fund.

48. Deletes obsolete limits on total bonds issued by the business finance authority.

49. Repeals the requirement for the Pease development authority to submit a comprehensive development plan.

CHAPTER 346
HB 4-FN-A-LOCAL - FINAL VERSION

50. Requires moneys in the office of professional licensure and certification fund to lapse each fiscal year.

51. Authorizes the attorney general, subject to the approval of the governor and council, to appoint a director of the office of victim/witness assistance and a director of communications.

52. Establishes an unclassified full-time investigator position in the department of justice for the purpose of working on officer-involved use of deadly force investigations and to provide training to local law enforcement officers.

53. Abolishes a position in the department of justice to fund the director of communication position and establishes the position of assistant attorney general.

54. Provides for the rehiring of laid-off classified state employees, if possible.

55. Makes an appropriation to the state treasurer for the fiscal year ending June 30, 2020 for the purpose of providing municipal aid grants to each city, town, and unincorporated place in the state by October 1 of the fiscal years ending in June 30, 2020 and June 30, 2021.

56. Establishes the community development fund for New Hampshire, which shall be administered by the community development finance authority, and makes an appropriation to the fund.

57. Makes appropriations to the department of environmental services for the purpose of funding state aid grant programs.

58. Establishes victim/witness specialist positions in the department of justice.

59. Establishes an unclassified, full-time elections attorney position within the department of justice.

60. Permits the department of natural and cultural resources to suspend curatorial responsibilities for the biennium ending June 30, 2021.

61. Allows for statewide public boat access funds to be used for payment of the cost of bonds for the Mount Sunapee state park beach boat ramp project of the department of natural and cultural resources.

62. Clarifies the qualifications of the director of the division of archives and records management.

63. Modifies the election fund to include moneys received by the state pursuant to the 2018 Election Reform Program, and expands the list of authorized uses of monies deposited into the fund.

64. Makes changes to unemployment compensation contribution rates.

65. Transfers the job training program for economic growth from the department of business and economic affairs to the department of employment security and nullifies the provisions of SB 2 of the 2019 regular legislative session.

66. Makes an appropriation to the housing finance authority for affordable housing.

CHAPTER 346
HB 4-FN-A-LOCAL - FINAL VERSION

67. Establishes a separate account for funds acquired to provide financial and technical assistance associated with agricultural restricted covenants, funding developmental rights, or for farmland preservation and makes an appropriation therefor.

68. Suspends the position of state demographer for the biennium.

69. Changes the number of review appraisers the staff of the board of tax and land appeals is required to have.

70. Extends the Coos county job creation tax credit until 2027.

71. Establishes the rates of the business profits tax and the business enterprise tax for taxpayer tax years ending on or after December 31, 2019 and for subsequent tax years, and repeals rate reductions effective in 2021.

72. Establishes a deduction from business profits for global intangible low-taxed income under section 951A of the United States Internal Revenue Code.

73. Directs the governor to submit a document to be known as the trailer bill to the legislature as part of the budget process and clarifies that the document shall not be considered a budget bill under the New Hampshire constitution.

74. Establishes the position of deputy director of administration in the department of safety, division of administration.

75. Provides that the current assistant director of the division of fire standards and training and emergency medical services, department of safety, shall be considered to have been properly enrolled as a member in group II of the New Hampshire retirement system as of his original date of hire.

76. Raises the fee for email or other computer-generated motor vehicle record requests by insurance companies or other authorized agents.

77. Establishes the fee for a Real ID Act compliant driver's license.

78. Permits the department of transportation to access certain federal funding for the purpose of completing the project development phase of the capital corridor rail project in the 2019-2028 Ten Year Transportation Improvement Plan and permits the department of transportation to use toll credits for this project.

79. Makes an appropriation to the department of transportation for the purpose of demolition and environmental mitigation of structures on state-owned property.

80. Exempts certain rules on the Medicaid rate of reimbursement methodology for nursing facilities from the administrative procedures act, RSA 541-A.

81. Clarifies disbursements of community benefit contributions from the alcohol abuse prevention and treatment fund.

82. Makes an appropriation to the department of health and human services for the purpose of operating a new treatment facility for children in need of inpatient psychiatric treatment.

83. Makes an appropriation to the department of health and human services for the purpose of repurposing the children's unit of New Hampshire hospital for adult beds.

CHAPTER 346
HB 4-FN-A-LOCAL - FINAL VERSION

84. Makes an appropriation to the department of health and human services for the purpose of constructing transitional housing beds.

85. Makes an appropriation to the department of health and human services for the purpose of providing due process for patients residing in emergency rooms in hospitals.

86. Requires fiscal committee approval for any transfer of funds required for operation of the Sununu youth services center.

87. Requires the Medicaid managed care program to provide dental benefits to covered persons beginning in 2021.

88. Establishes a child abuse specialized medical evaluation program in the department of health and human services.

89. Requires the department of health and human services to contract with a health care provider to administer the child abuse specialized medical evaluation program.

90. Provides for the availability of certain federal family planning funds.

91. Establishes a commission to study school funding.

92. Calculates kindergarten pupils as full day attendance for the purpose of adequate education grants.

93. Repeals distribution of kindergarten grants based on Keno revenue.

94. Permits additional education-related expenditures from the education trust fund for the biennium ending June 30, 2021, and revises the formula for fiscal disparity aid and stabilization grants.

95. Provides that any budget surplus at the close of the biennium ending June 30, 2019, shall not be deposited in the revenue stabilization reserve account but shall remain in the general fund.

96. Makes an appropriation to the Internet crimes against children fund.

97. Requires the governor's commission on disability to analyze the state's system of support for individuals with developmental disabilities and recommend reforms and improvements.

98. Requires the commissioner of the department of administrative services to conduct a study of the state's personnel system and makes an appropriation therefor.

99. Makes an appropriation to the department of administrative services for scheduling software.

100. Increases the annual appropriation to the joint legislative historical committee.

101. Provides that unexpended and unencumbered funds in the legislative branch special account shall not lapse.

102. Establishes the director of the division of technical professions and director of the division of health professions in the office of professional licensure and certification as unclassified officials.

CHAPTER 346
HB 4-FN-A-LOCAL - FINAL VERSION

103. Modifies the membership qualifications for the board of nursing.
104. Requires a portion of the revenue collected from the imposition of the real estate transfer tax to be transferred to the affordable housing fund.
105. Updates provisions and adjustments of the United States Internal Revenue Code applicable to the business profits tax.
106. Clarifies the applicability of the communications services tax to voice over Internet protocol (VoIP) and prepaid wireless telecommunications service.
107. Establishes a housing appeals board to hear appeals of decisions of municipal boards, committees, and commissions regarding questions of housing and housing development, and makes an appropriation to the housing appeals board for the administration of the board's duties.
108. Amends the procedure for determining an indigent defendant's ability to pay for services rendered by court appointed counsel in a criminal case, provides that a repayment obligation shall only apply to a defendant who has been convicted or a juvenile who has been found delinquent, and establishes a committee to study the cost to the state for the appointment of counsel to represent indigent defendants in criminal cases.
109. Prohibits off highway recreational vehicles from traveling on Hoit Road Marsh in the city of Concord.
110. Establishes the office of outdoor recreation industry development in the department of business and economic affairs and also establishes the position of director of the office.
111. Makes an appropriation to the department of business and economic affairs to support the small business development center and its programs.
112. Renames the wetlands and shoreland review fund as the water resources fund; clarifies that certain application and permit fees are non-refundable; and repeals the terrain alteration fund.
113. Makes a supplemental appropriation to the department of environmental services for the Ossipee Lake Dam reconstruction.
114. Adds an exception to the real estate transfer tax for any lease involving the Pease development authority.
115. Requires costs that are recovered from damages awarded in cases of hazardous waste clean up after expenditures from the drinking water and groundwater trust fund be deposited in such fund.
116. Repeals a provision relative to liquor commission revenue shortfalls.
117. Repeals the definition of commercial kennel and revises the definition of pet vendor; authorizes the department of agriculture, markets, and food to make rules relative to the number of amphibians, reptiles, fish, or small mammals a person may sell and qualify as a pet vendor; requires dogs, cats, and ferrets offered for transfer to be accompanied by a health certificate; and establishes and makes an appropriation to the cost of care fund.

CHAPTER 346
HB 4-FN-A-LOCAL - FINAL VERSION

118. Makes federal funds and internment fees received by the state veterans cemetery nonlapsing.

119. Makes an appropriation to the department of environmental services to study, investigate, and test for contamination caused by perfluorinated chemicals and design a system to treat such contamination, and requires reporting on developments.

120. Defines terms for executive branch departments, agencies, commissions, and units, and provides for delegation of a departmental commissioner's authority.

121. Makes a transfer from the general fund to the highway fund.

122. Converts certain funds credited to the fish and game department to unrestricted revenue in the fish and game fund.

123. Exempts department of safety appropriations funded with income from motor vehicle fines from certain reductions for the fiscal year ending June 30, 2019.

124. Authorizes the department of safety to transfer funds between certain accounting units as necessary and upon approval of the department of administrative services budget office.

125. Makes appropriations to the department of safety for narcotics related law enforcement activities.

126. Makes an appropriation to the department of safety for the purpose of providing administrative support to the building code review board.

127. Authorizes the department of education to retain a certain percentage of public school infrastructure funds to administer the public school infrastructure program.

128. Permits the department of education to request funds for vocational rehabilitation programs and services.

129. Requires schools to make at least one free or reduced cost meal available to children who meet federal eligibility guidelines and increases reimbursement to schools offering breakfast at no cost to eligible students.

130. Establishes the position of school nurse coordinator in the division of learner support, department of education.

131. Provides family and medical leave to certain school district employees who are not otherwise eligible for leave under the federal Family and Medical Leave Act.

132. Makes an appropriation to the department of administrative services for the purchase and replacement of the heat and hot water systems in the Concord school district.

133. Makes an appropriation to the community college system of New Hampshire for the fiscal year ending June 30, 2019.

134. Makes an appropriation to the department of education to support the Granite State Independent Living IMPACCT program.

CHAPTER 346
HB 4-FN-A-LOCAL - FINAL VERSION

135. Makes an appropriation to the department of safety to fund the reallocation of certain state police troopers, and makes an appropriation to the department of administrative services to fund an assessment review for such reallocation.

136. Expands home and community-based behavioral health services for children and makes an appropriation to the department of health and human services for this purpose.

137. Requires the commissioner of the department of health and human services to increase Medicaid provider rates and makes an appropriation therefor.

138. Makes an appropriation to the department of health and human services for safe stations in Manchester and Nashua.

139. Extends the funding for supported housing.

140. Makes an appropriation to the department of health and human services for the purpose of enhancing provider rates for mental health and substance use disorder inpatient and outpatient services.

141. Modifies appropriations and provisions for new designated receiving facilities (DRF) beds and diagnosis-related group (DRG) rates.

142. Makes an appropriation to the department of health and human services for the purpose of constructing a new secure psychiatric facility on the New Hampshire hospital grounds.

143. Repeals the ICF quality assessment imposed on intermediate care facilities for the intellectually disabled.

144. Expands eligibility for Medicaid for employed adults with disabilities age 65 and over.

145. Restricts the use of appropriations to the department of health and human services to hiring additional child protective service workers and child protective service supervisors.

146. Requires dementia training for direct care staff in residential facilities and community-based settings and grants rulemaking authority to the commissioner.

147. Prohibits the use of state funds for abortion services unless specifically appropriated in a budget.

148. Clarifies proportionate share payments to county nursing homes.

149. Provides for the transfer of funds from the department of health and human services to municipalities, counties, and nongovernmental organizations to encourage the development of local juvenile diversion programs and makes an appropriation to the department for this purpose.

150. Makes appropriations to the department of health and human services for the purpose of funding existing supervised visitation centers in New Hampshire.

151. Makes appropriations to the department of health and human services for the purpose of funding existing supervised visitation centers in New Hampshire.

CHAPTER 346
HB 4-FN-A-LOCAL - FINAL VERSION

152. Makes appropriations to the department of health and human services, rural health and primary care section to establish new positions and to fund the state loan repayment program.

153. Makes an appropriation to the department of business and economic affairs to support education programs with non-profit business incubators.

154. Establishes the lead paint hazard remediation fund in RSA 204-C and makes an appropriation for the purposes of the fund.

155. Makes an appropriation to the department of health and human services, division of public health services to fund a study to determine the causes of high levels of pediatric cancer in New Hampshire.

156. Grants authority to the New Hampshire Veterans' Home to transfer funds among accounts and classes for the biennium ending June 30, 2021.

157. Establishes a committee to study the disparity in reimbursement among organizations that provide case management under Social Security Act section 1915(c) waiver programs.

158. Establishes the New Hampshire pharmaceutical assistance pilot program for seniors and makes an appropriation therefor.

159. Makes an appropriation to the department of health and human services for the purposes of upgrades to substance use disorder treatment facilities.

160. Makes an appropriation to the education trust fund for the fiscal year ending June 30, 2019.

161. Permits either full or part-time students to serve as student members of the community college system board of trustees.

162. Revises the contingency provision of 2016, 218 (HB 626-FN-A) to give effect to RSA 162-R, relative to energy infrastructure development and corridors.

163. Makes an appropriation to the department of health and human services for emergency shelter and stabilization services.

164. Requires the commissioner of health and human services to submit a state plan amendment or waiver to create a state Medicaid benefit for supportive housing services.

165. Modifies an allocation to the department of health and human services for parental assistance programs.

166. Provides that the department of transportation shall not be required to comply with the notice of lease provisions in RSA 72:73, I(b)(1)(B) until January 1, 2021.

167. Modifies exemptions for certain seasonal workers who are temporarily laid off from the requirement to search for work to qualify for unemployment compensation.

168. Requires indigent defendants to complete a financial statement under oath, rather than a financial affidavit, prior to appointment of counsel in criminal cases.

169. Directs the department of safety to solicit requests for information regarding the future deployment of a statewide, real-time threat notification system for schools.

CHAPTER 346
HB 4-FN-A-LOCAL - FINAL VERSION

170. Makes changes to the law governing multiple-employer welfare arrangements.

171. Revises the method of apportionment of gross business profits in this state under the business profits tax and the apportionment of dividends under the business enterprise tax and establishes a committee to study the apportionment of gross business profits under the business profits tax, and to hold hearings and vote on rescinding the enactment of the single sales factor for business taxes.

172. Makes an appropriation to the university of New Hampshire nursing program.

173. Makes an appropriation to the Pease development authority for a fish pier.

174. Makes an appropriation for state employee collective bargaining agreement costs.

Explanation: Matter added to current law appears in ***bold italics***.
Matter removed from current law appears [~~in brackets and struck through.~~]
Matter which is either (a) all new or (b) repealed and reenacted appears in regular type.

STATE OF NEW HAMPSHIRE								
COMPARATIVE STATEMENT OF UNDESIGNATED SURPLUS								
COMBINED GENERAL AND EDUCATION TRUST FUNDS								
(Dollars in Thousands)								
	FY 2019		FY 2020		FY 2021			
	CofC	Proposed	CofC	Proposed	CofC	Proposed		
1	<u>Beginning Balance, July 1</u>	\$ 95,800	\$ 95,800	\$ 158,429	\$ 211,535	\$ 117,671	\$ 27,131	1
2								2
3	<u>Revenues:</u>							3
4	Estimated Revenues	2,679,700	2,645,300	2,626,600	2,598,200	2,623,900	2,587,400	4
5	Revenue Adjustments	55,700	-	60,536	96,050	100,698	68,650	5
6	Total Revenues	2,735,400	2,645,300	2,687,136	2,694,250	2,724,598	2,656,050	6
7								7
8	<u>Appropriations:</u>							8
9	Budget Appropriations	(2,535,067)	(2,535,067)	(2,725,059)	(2,716,400)	(2,817,748)	(2,746,229)	9
10	Appropriation Adjustments	(206,704)	(137,150)	(49,535)	(218,954)	(62,653)	(11,100)	10
11	<i>Less General Fund Lapse Estimate</i>	74,000	147,652	46,700	56,700	62,400	75,400	11
12	Total Appropriations	(2,667,771)	(2,524,565)	(2,727,894)	(2,878,654)	(2,818,001)	(2,681,929)	12
13								13
14	Current Year Balance	67,629	120,735	(40,758)	(184,404)	(93,403)	(25,879)	14
15								15
16	Cumulative Ending Balance, June 30	163,429	216,535	117,671	27,131	24,268	1,252	16
17								17
18	<i>Transfer (To)/From Rainy Day Fund</i>	(5,000)	(5,000)	-	-	(3,464)	(1,188)	18
19								19
20	Balance After Transfers, June 30	\$ 158,429	\$ 211,535	\$ 117,671	\$ 27,131	\$ 20,804	\$ 64	20
24								24
25	Rainy Day Fund Balance	\$ 115,000	\$ 115,000	\$ 115,000	\$ 115,000	\$ 118,464	\$ 116,188	25
26	Rainy Day Fund Balance at 06/30/18 = \$110,000,000							26

STATE OF NEW HAMPSHIRE											
COMPARATIVE STATEMENT OF UNDESIGNATED SURPLUS											
GENERAL FUND											
(Dollars in Thousands)											
	FY 2019		FY 2020		FY 2021						
	CofC	Proposed	CofC	Proposed	CofC	Proposed					
1	Beginning Balance, July 1	\$ 74,400	\$ 74,400	\$ 17,676	\$ 197,702	\$ 15,387	\$ (6,685)			1	
2										2	
3	Revenues:									3	
4	Estimated Revenues	1,645,280	1,627,800	1,582,400	1,566,600	1,591,900	1,571,400			4	
5	Schedule 2 Adjustments	6,000	-	61,195	22,962	75,126	39,812			5	
6	Total Revenues	1,651,280	1,627,800	1,643,595	1,589,562	1,667,026	1,611,212			6	
7										7	
8	Appropriations:									8	
-1	Budget Appropriations	(1,584,700)	(1,584,700)	(1,643,549)	(1,632,195)	(1,678,696)	(1,667,639)			-1	
10	Schedule 2 Adjustments	(192,304)	(62,450)	(49,035)	(218,454)	(62,653)	(11,100)			10	
11	Less Lapse Estimate	74,000	147,652	46,700	56,700	62,400	75,400			11	
12	Lapse Estimate %*	-4.2%	-9.0%	-2.8%	-3.1%	-3.6%	-4.5%			12	
13	Total Appropriations	(1,703,004)	(1,499,498)	(1,645,884)	(1,793,949)	(1,678,949)	(1,603,339)			13	
14										14	
15	Current Year Balance	(51,724)	128,302	(2,289)	(204,387)	(11,923)	7,873			15	
16										16	
17	Cumulative Ending Balance, June 30	22,676	202,702	15,387	(6,685)	3,464	1,188			17	
18										18	
19	Transfer (To)/From Education Trust Fund	-	-	-	-	-	-			19	
20										20	
21	Net Cumulative Ending Balance, June 30	22,676	202,702	15,387	(6,685)	3,464	1,188			21	
22										22	
23	Transfer (To)/From Rainy Day Fund	(5,000)	(5,000)	-	-	(3,464)	(1,188)			23	
24										24	
25	Balance After Transfers, June 30	\$ 17,676	\$ 197,702	\$ 15,387	\$ (6,685)	\$ -	\$ -			25	
26										26	
27										27	
28	Rainy Day Fund Balance	\$ 115,000	\$ 115,000	\$ 115,000	\$ 115,000	\$ 118,464	\$ 116,188			28	
29	Rainy Day Fund Balance at 06/30/18 = \$110,000,000									29	

STATE OF NEW HAMPSHIRE		SCHEDULE 1						
COMPARATIVE STATEMENT OF REVENUE		FY 2019		FY 2020		FY 2021		
GENERAL FUND		CofC	Proposed	CofC	Proposed	CofC	Proposed	
(Dollars in Thousands)								
1	Business Profits Tax	\$ 428,700	\$ 387,800	\$ 404,000	\$ 384,400	\$ 388,900	\$ 365,400	1
2	Business Enterprise Tax	85,200	96,600	52,500	50,000	50,600	47,500	2
3	Subtotal	\$ 513,900	\$ 484,400	\$ 456,500	\$ 434,400	\$ 439,500	\$ 412,900	3
4	Meals & Rooms	339,500	338,900	357,400	357,400	375,300	375,300	4
5	Tobacco Tax	112,600	119,600	110,900	110,900	109,500	109,500	5
6	Transfers from Liquor Sales	133,400	133,100	130,600	132,800	132,600	133,800	6
7	Interest & Dividends Tax	112,500	114,600	113,600	116,900	113,600	116,900	7
8	Insurance Tax	138,500	135,100	125,100	125,100	130,900	130,900	8
9	Communications Tax	41,300	41,300	38,400	39,200	35,700	37,300	9
10	Real Estate Transfer Tax	103,180	102,000	106,800	106,800	109,500	109,500	10
11	Court Fines & Fees	13,100	13,200	12,900	12,900	12,700	12,700	11
12	Securities Revenue	44,000	42,600	45,000	45,000	44,300	44,300	12
13	Utility Consumption Tax	3,000	3,300	-	-	-	-	13
14	Beer Tax	13,000	12,600	13,100	13,100	13,100	13,100	14
15	Other	68,900	78,100	68,400	68,400	71,900	71,900	15
16	Tobacco Settlement	4,600	4,600	-	-	-	-	16
17	Medicaid Recovery	3,800	4,400	3,700	3,700	3,300	3,300	17
18	Utility Property Tax	-	-	-	-	-	-	18
19	Statewide Education Property Tax (SWEPT)	-	-	-	-	-	-	19
20	Subtotal	\$ 1,645,280	\$ 1,627,800	\$ 1,582,400	\$ 1,566,600	\$ 1,591,900	\$ 1,571,400	20

STATE OF NEW HAMPSHIRE		SCHEDULE 2						
ADJUSTMENTS - SCHEDULE 2		FY 2019		FY 2020		FY 2021		
GENERAL FUND		CofC	Proposed	CofC	Proposed	CofC	Proposed	
(Dollars in Thousands)								
1	REVENUE ADJUSTMENTS:							1
2	Revenue Estimates, General Fund Interest (Other Revenue)	6,000	-	-	-	-	-	2
3	Chapter 342, L'19 (SB190) - Business Tax Apportionment	-	-	-	-	8,100	8,100	3
4	HB 1 - DRA Auditor Positions	-	-	200	200	800	2,000	4
5	HB 2 - Business Tax Rates (with +/- 6% triggers vs plan)	-	-	42,283	-	48,414	3,800	5
6	HB 2 - Business Tax Conformity	-	-	17,212	17,212	17,212	17,212	6
7	HB 2 - Tobacco Tax, E-cigarettes	-	-	-	-	3,200	3,200	7
8	HB 2 - Communications Tax, Prepaid Wireless/VoIP	-	-	1,500	1,500	2,500	2,500	8
9	HB 2 - RETT, Affordable Housing Fund	-	-	-	-	(5,000)	(5,000)	9
10	HB 2 - Other Revenue, Cost Containment Revenue	-	-	-	-	(100)	(100)	10
11	HB 2 - Business Taxes, GILTI	-	-	-	4,050	-	8,100	11
12	TOTAL REVENUE ADJUSTMENTS	\$ 6,000	\$ -	\$ 61,195	\$ 22,962	\$ 75,126	\$ 39,812	12
13								13
14	APPROPRIATION ADJUSTMENTS:							14
15	Statutory/Fiscal/G&C Estimated Appropriations	(13,400)	(13,400)	-	-	-	-	15
16	Legislative Specials	(43,450)	(43,450)	-	-	-	-	16
17	DHHS, Excess Appropriation Allocation Account Lapse	20,212	-	-	-	-	-	17
18	Ch. 41, L'19 (SB 11), HB 2 - Mental Health Services	(5,600)	(5,600)	(366)	(366)	(488)	(488)	18
19	Ch. 43, L'19 (SB 6) - Child Protection Staffing	-	-	(1,940)	(1,940)	(4,076)	(4,076)	19
20	Ch. 44, L'19 (SB 14), HB 2 - Child Welfare Funding	-	-	(6,084)	(6,084)	(13,164)	(13,164)	20
21	Ch. 152, L'19 (HB 621)- State Commission on Aging	-	-	(145)	(145)	(144)	(144)	21
22	Ch. 240, L'19 (SB 185) - State Rail Trail Plan/Commission	-	-	(200)	(200)	-	-	22
23	HB 1 - DHHS, Sununu Youth Services Center Reduction	-	-	705	705	946	946	23
24	HB 1 - DHHS Back of Budget Reduction	-	-	-	12,500	-	12,500	24
25	HB 2 - Legislative Branch, Historical Committee	-	-	(15)	(15)	(15)	(15)	25
26	HB 2 - DAS, Scheduling Software	(1,300)	-	-	(1,300)	-	-	26
27	HB 2 - DAS, State Personnel System Study	(150)	-	-	(150)	-	-	27
28	HB 2 - DAS, Concord School District Heating Systems	-	-	(1,000)	(1,000)	-	-	28
29	HB 2 - DAS, Building Maintenance Fund	-	-	(263)	(263)	(263)	(263)	29
30	HB 2 - Treasury, Municipal Aid	(40,000)	-	-	(40,000)	-	-	30
31	HB 2 - Treasury, Sunny Day Fund	(1,000)	-	-	-	-	-	31
32	HB 2 - BTLA, Housing Appeals Board	-	-	-	-	(415)	(415)	32
33	HB 2 - Agriculture, Farm Conservation Federal Match	-	-	(250)	(250)	(500)	(500)	33
34	HB 2 - Agriculture, Pet Vendors	-	-	(100)	(100)	(100)	(100)	34
35	HB 2 - Justice, Internet Crimes Against Children	-	-	(250)	(250)	(250)	(250)	35
36	HB 2 - Safety, General Fund/Highway Fund Offset	(6,463)	-	-	(3,963)	-	-	36
37	HB 2 - Safety, Granite Shield	(2,988)	-	-	(2,988)	-	-	37

STATE OF NEW HAMPSHIRE		SCHEDULE 2						
ADJUSTMENTS - SCHEDULE 2								
GENERAL FUND								
(Dollars in Thousands)								
		FY 2019		FY 2020		FY 2021		
		CofC	Proposed	CofC	Proposed	CofC	Proposed	
38	HB 2 - Safety, State Building Code Review Board	(195)	-	-	(195)	-	-	38
39	HB 2 - Safety, State Trooper Reallocation	-	-	(1,500)	(1,500)	-	-	39
40	HB 2 - Employment Security, FMLI	(3,500)	-	-	-	-	-	40
41	HB 2 - DBEA, Business Technology Incubators	-	-	(100)	(100)	(100)	(100)	41
42	HB 2 - DBEA, Small Business Development Center	-	-	(125)	(125)	(125)	(125)	42
43	HB 2 - DES Wastewater State Aid Grants	-	-	(3,652)	(3,652)	(3,781)	(3,781)	43
44	HB 2 - DES, Ossipee Lake Dam Reconstruction	(1,500)	-	-	(1,500)	-	-	44
45	HB 2 - DOT, Demolition of Buildings	(1,870)	-	-	(1,870)	-	-	45
46	HB 2 - DHHS, Plan to Close Cliff Effect (\$1 per year)	-	-	-	-	-	-	46
47	HB 2 - DHHS, Children's Inpatient Psychiatric Facility	-	-	(5,000)	(5,000)	-	-	47
48	HB 2 - DHHS, Repurpose NHH Beds, SPU Design/Eng.	(3,000)	-	-	(4,000)	-	-	48
49	HB 2 - DHHS, Secure Psychiatric Unit	(17,500)	-	-	(8,750)	-	-	49
50	HB 2 - DHHS, Transitional Housing Beds	(5,000)	-	-	(5,000)	-	-	50
51	HB 2 - DHHS, Hospital Involuntary Emergency Admissions	(750)	-	-	(750)	-	-	51
52	HB 2 - DHHS, Part D "Donut Hole" Coverage Gap	(2,000)	-	-	(2,000)	-	-	52
53	HB 2 - DHHS, Mental Health and SUD Rates	(8,000)	-	-	(8,000)	-	-	53
54	HB 2 - DHHS, SUD Emergency Shelter and Stabilization	(450)	-	-	(450)	-	-	54
55	HB 2 - DHHS, SUD Housing	(1,000)	-	-	(1,000)	-	-	55
56	HB 2 - DHHS, State Loan Repayment Program	-	-	(3,370)	(6,740)	(3,370)	-	56
57	HB 2 - DHHS, Juvenile Diversion	-	-	(300)	(300)	(300)	(300)	57
58	HB 2 - DHHS, Safe Stations	-	-	(375)	(375)	(375)	(375)	58
59	HB 2 - DHHS, Supervised Visitation Centers	-	-	(450)	(450)	(450)	(450)	59
60	HB 2 - DHHS, Medicaid Provider Rate Increase of 3.1%	-	-	(15,555)	(22,238)	(35,683)	-	60
61	HB 2 - DOE, Building Aid Lease Reduction	-	-	300	300	-	-	61
62	HB 2 - DOE, Voc Rehab IMPACCT Program	(500)	-	-	(400)	-	-	62
63	HB 2 - DOE, Education Trust Fund Appropriation #1	(43,300)	-	-	(68,100)	-	-	63
64	HB 2 - DOE, Education Trust Fund Appropriation #2	(6,400)	-	-	-	-	-	64
65	HB 2 - CCSNH, One-Time IT Appropriation	(3,200)	-	-	(3,200)	-	-	65
66	HB 2 - CDFA, Community Development Fund	-	-	(1,000)	(1,000)	-	-	66
67	HB 2 - NHHFA, Lead Paint Hazard Remediation Fund	-	-	(3,000)	(3,000)	-	-	67
68	HB 2 - NHHFA, Affordable Housing Fund	-	-	(5,000)	(5,000)	-	-	68
69	HB 2 - State Fish Pier Replacement	-	-	-	(3,250)	-	-	69
70	HB 2 - State Employee Contract Set Aside	-	-	-	(6,000)	-	-	70
71	HB 2 - USNH Nursing Program	-	-	-	(9,000)	-	-	71
72	TOTAL APPROPRIATION ADJUSTMENTS	\$ (192,304)	\$ (62,450)	\$ (49,035)	\$ (218,454)	\$ (62,653)	\$ (11,100)	72

STATE OF NEW HAMPSHIRE								
COMPARATIVE STATEMENT OF FUND BALANCE								
EDUCATION TRUST FUND								
(Dollars in Thousands)								
	FY 2019		FY 2020		FY 2021			
	CofC	Proposed	CofC	Proposed	CofC	Proposed		
1	Beginning Balance, July 1	\$ 21,400	\$ 21,400	\$ 140,753	\$ 13,833	\$ 102,284	\$ 33,816	1
2								2
3	<u>Revenues:</u>							3
4	Estimated Revenues	1,034,420	1,017,500	1,044,200	1,031,600	1,032,000	1,016,000	4
5	Schedule 4 Adjustments	49,700	-	(659)	73,088	25,572	28,838	5
6	Total Revenue	1,084,120	1,017,500	1,043,541	1,104,688	1,057,572	1,044,838	6
7								7
8	<u>Appropriations:</u>							8
9	Budget Appropriations	(950,367)	(950,367)	(1,081,510)	(1,084,205)	(1,139,052)	(1,078,590)	9
10	Schedule 4 Adjustments	(14,400)	(74,700)	(500)	(500)	-	-	10
11	Total Appropriations	(964,767)	(1,025,067)	(1,082,010)	(1,084,705)	(1,139,052)	(1,078,590)	11
12								12
13	Current Year Balance	119,353	(7,567)	(38,469)	19,983	(81,480)	(33,752)	13
14								14
15	Cumulative Ending Balance, June 30	140,753	13,833	102,284	33,816	20,804	64	15
16								16
17	<i>Transfer (To)/From General Fund</i>	-	-	-	-	-	-	17
18								18
19	Balance After Transfers, June 30	\$ 140,753	\$ 13,833	\$ 102,284	\$ 33,816	\$ 20,804	\$ 64	19

STATE OF NEW HAMPSHIRE		SCHEDULE 3						
COMPARATIVE STATEMENT OF REVENUE		FY 2019		FY 2020		FY 2021		
EDUCATION TRUST FUND		CofC	Proposed	CofC	Proposed	CofC	Proposed	
(Dollars in Thousands)								
1	Business Profits Tax	\$ 100,500	\$ 95,500	\$ 94,800	\$ 90,200	\$ 91,200	\$ 85,700	1
2	Business Enterprise Tax	242,600	235,300	256,400	244,000	246,800	231,900	2
3	Subtotal	\$ 343,100	\$ 330,800	\$ 351,200	\$ 334,200	\$ 338,000	\$ 317,600	3
4	Meals & Rooms	10,500	10,000	11,100	11,100	11,600	11,600	4
5	Tobacco Tax	88,400	82,700	87,100	87,100	86,000	86,000	5
6	Real Estate Transfer Tax	50,820	51,000	52,600	52,600	53,900	53,900	6
7	Transfer from Lottery	96,000	100,400	96,000	100,400	96,000	100,400	7
8	Tobacco Settlement	40,000	40,000	39,700	39,700	39,200	39,200	8
9	Utility Property Tax	42,500	39,500	43,400	43,400	44,200	44,200	9
10	Statewide Education Property Tax (SWEPT)	363,100	363,100	363,100	363,100	363,100	363,100	10
11	Total	\$ 1,034,420	\$ 1,017,500	\$ 1,044,200	\$ 1,031,600	\$ 1,032,000	\$ 1,016,000	11

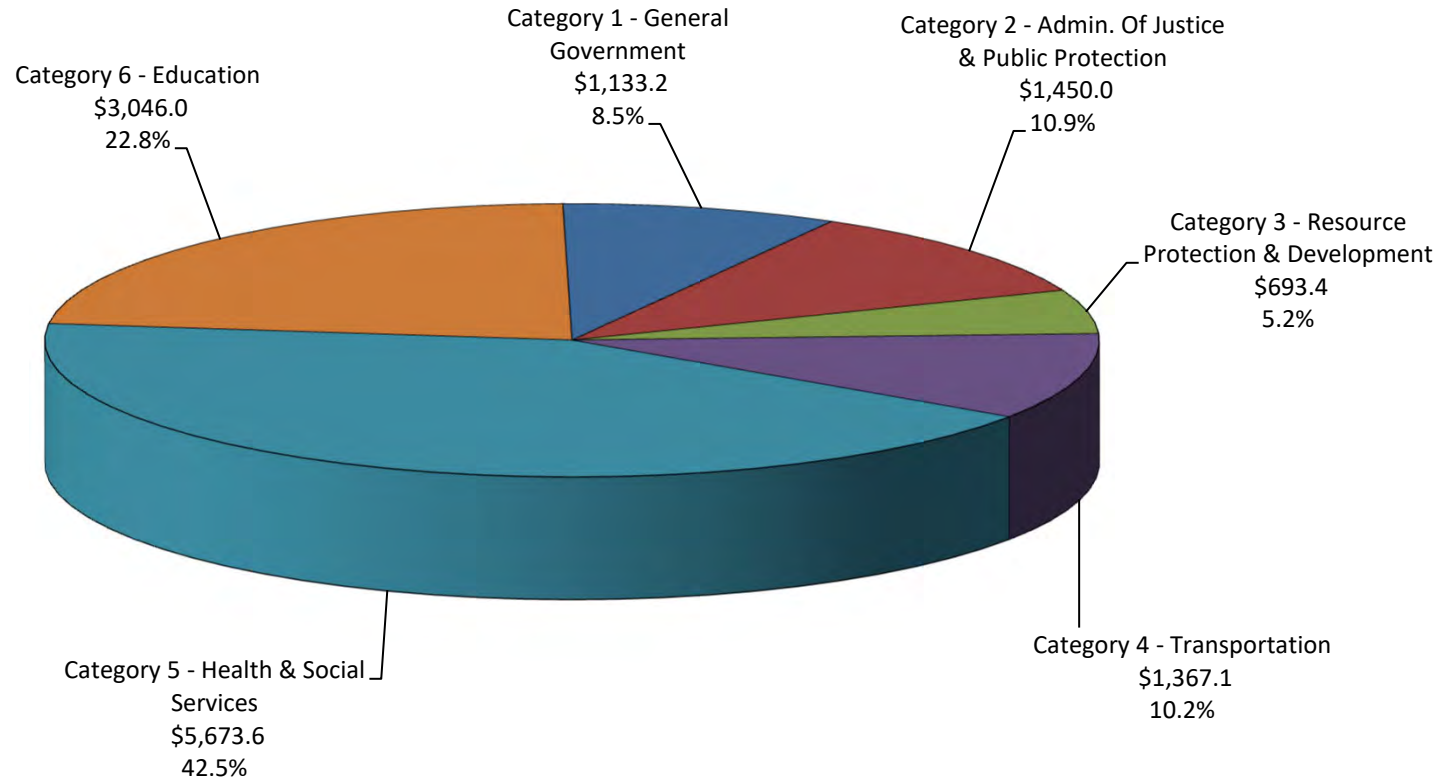
STATE OF NEW HAMPSHIRE		SCHEDULE 4						
ADJUSTMENTS - SCHEDULE 2								
EDUCATION TRUST FUND								
(Dollars in Thousands)								
		FY 2019		FY 2020		FY 2021		
		CofC	Proposed	CofC	Proposed	CofC	Proposed	
1	REVENUE ADJUSTMENTS:							1
2	HB 2 - Business Tax Rates (with +/- 6% Triggers)	-	-	(4,697)	-	7,134	8,500	2
3	HB 2, SB 190 - Business Tax Apportionment	-	-	-	-	1,900	1,900	3
4	HB 2 - Business Tax Conformity	-	-	4,038	4,038	4,038	4,038	4
5	HB 2, HB 680 - Tobacco Tax, E-cigarettes	-	-	-	-	2,500	2,500	5
6	HB 2, HB 480 - Lottery, Sports Betting	-	-	-	-	10,000	10,000	6
7	HB 2 - DOE, Education Trust Fund Appropriation #1	43,300	-	-	68,100	-	-	7
8	HB 2 - DOE, Education Trust Fund Appropriation #2	6,400	-	-	-	-	-	8
9	HB 2 - Business Taxes, GILTI	-	-	-	950	-	1,900	9
10	TOTAL REVENUE ADJUSTMENTS	\$ 49,700	\$ -	\$ (659)	\$ 73,088	\$ 25,572	\$ 28,838	10
11								11
12	APPROPRIATION ADJUSTMENTS:							12
13	Statutory Appropriations	(3,400)	(3,600)	-	-	-	-	13
14	Previous Session - Legislative Specials	(11,000)	(11,000)	-	-	-	-	14
15	Estimated ETF Lapse	-	2,400	-	-	-	-	15
16	HB 2, HB 551- School funding commission	-	-	(500)	(500)	-	-	16
17	Move FCDA/F&R Aid to One-Time	-	(62,500)	-	-	-	-	17
18	TOTAL APPROPRIATION ADJUSTMENTS	\$ (14,400)	\$ (74,700)	\$ (500)	\$ (500)	\$ -	\$ -	18

STATE OF NEW HAMPSHIRE														
COMPARATIVE STATEMENT OF UNDESIGNATED SURPLUS														
HIGHWAY FUND														
(Dollars in Thousands)														
	FY 2019				FY 2020				FY 2021					
	Governor	House	Senate	C of C	Governor	House	Senate	C of C	Governor	House	Senate	C of C		
1	Beginning Balance, July 1 (Budgetary)	\$ 72,682	\$ 72,682	\$ 72,682	\$ 72,682	\$ 63,282	\$ 60,623	\$ 67,086	\$ 67,086	\$ 48,013	\$ 48,985	\$ 51,854	\$ 51,854	1
2														2
3	Additions:													3
4	Revenue:													4
5	Road Toll	129,000	129,000	129,000	129,000	130,200	130,200	130,200	130,200	132,300	132,300	132,300	132,300	5
6	Motor Vehicle Fees & Fines	120,000	120,000	120,000	120,000	120,100	120,200	120,200	120,200	114,500	114,600	114,600	114,600	6
7	Miscellaneous	200	100	100	100	100	200	200	200	100	200	200	200	7
8	Total Revenue	249,200	249,100	249,100	249,100	250,400	250,600	250,600	250,600	246,900	247,100	247,100	247,100	8
9	Revenue Adjustments:													9
10	HB 1 - Dept. of Safety Costs of Collection/Administration	(31,416)	(31,416)	(31,416)	(31,416)	(33,325)	(33,325)	(33,325)	(33,325)	(33,696)	(33,696)	(33,696)	(33,696)	10
11	HB 1 - Cost of Collection/Administration Lapse	1,416	1,416	1,416	1,416	1,505	1,505	1,505	1,505	1,495	1,495	1,495	1,495	11
12	HB 2 - Increase Real ID Drivers' License Fee	-	-	-	-	-	434	434	434	-	521	521	521	12
13	HB 2 - Plea-By-Mail Revenue to Highway Fund	-	-	-	-	-	8,400	8,400	8,400	-	8,400	8,400	8,400	13
14	HB 2 - General Fund Transfer to Highway Fund	-	-	6,463	6,463	-	-	-	-	-	-	-	-	14
15	Total Revenue Adjustments	(30,000)	(30,000)	(23,537)	(23,537)	(31,820)	(22,986)	(22,986)	(22,986)	(32,201)	(23,280)	(23,280)	(23,280)	15
16	Total Additions	219,200	219,100	225,563	225,563	218,580	227,614	227,614	227,614	214,699	223,820	223,820	223,820	16
17														17
18	Deductions:													18
19	HB 1 - Appropriations	(238,244)	(238,244)	(238,244)	(238,244)	(254,544)	(257,179)	(257,483)	(257,483)	(259,513)	(266,133)	(266,252)	(266,252)	19
20	Appropriation Adjustments:													20
21	HB 1 - Department of Safety Appropriation Reduction	-	-	-	-	-	3,232	-	-	-	3,231	-	-	21
22	HB 2 - Building Maintenance Fund	-	-	-	-	-	-	(58)	(58)	-	-	(58)	(58)	22
23	Transfer from Surplus (Winter Maintenance) (RSA 228:12)	(9,400)	(11,126)	(11,126)	(11,126)	-	-	-	-	-	-	-	-	23
24	Other Appropriation Adjustments	(3,056)	(3,889)	(3,889)	(3,889)	-	-	-	-	-	-	-	-	24
25	Total Appropriation Adjustments	(12,456)	(15,015)	(15,015)	(15,015)	-	3,232	(58)	(58)	-	3,231	(58)	(58)	25
26	Lapse Percent	8.6%	8.5%	8.5%	8.5%	7.9%	5.5%	5.4%	5.4%	7.7%	5.3%	5.3%	5.3%	26
27	Less: Lapse	21,500	21,500	21,500	21,500	19,995	13,995	13,995	13,995	20,005	14,005	14,005	14,005	27
28	Net Appropriations	(229,200)	(231,759)	(231,759)	(231,759)	(234,549)	(239,952)	(243,546)	(243,546)	(239,508)	(248,897)	(252,305)	(252,305)	28
29	Other Debits	600	600	600	600	700	700	700	700	700	700	700	700	29
30	Total Deductions	(228,600)	(231,159)	(231,159)	(231,159)	(233,849)	(239,252)	(242,846)	(242,846)	(238,808)	(248,197)	(251,605)	(251,605)	30
31														31
32														32
33	Current Year Balance	(9,400)	(12,059)	(5,596)	(5,596)	(15,269)	(11,638)	(15,232)	(15,232)	(24,109)	(24,377)	(27,785)	(27,785)	33
34														34
35	Balance, June 30 (Budgetary)	63,282	60,623	67,086	67,086	48,013	48,985	51,854	51,854	23,904	24,608	24,069	24,069	35
36														36
37														37
38	GAAP Adjustments	(24,000)	(24,000)	(24,000)	(24,000)	(24,000)	(24,000)	(24,000)	(24,000)	(24,000)	(24,000)	(24,000)	(24,000)	38
39														39
40	Balance, June 30 (GAAP)	39,282	36,623	43,086	43,086	24,013	24,985	27,854	27,854	(96)	608	69	69	40

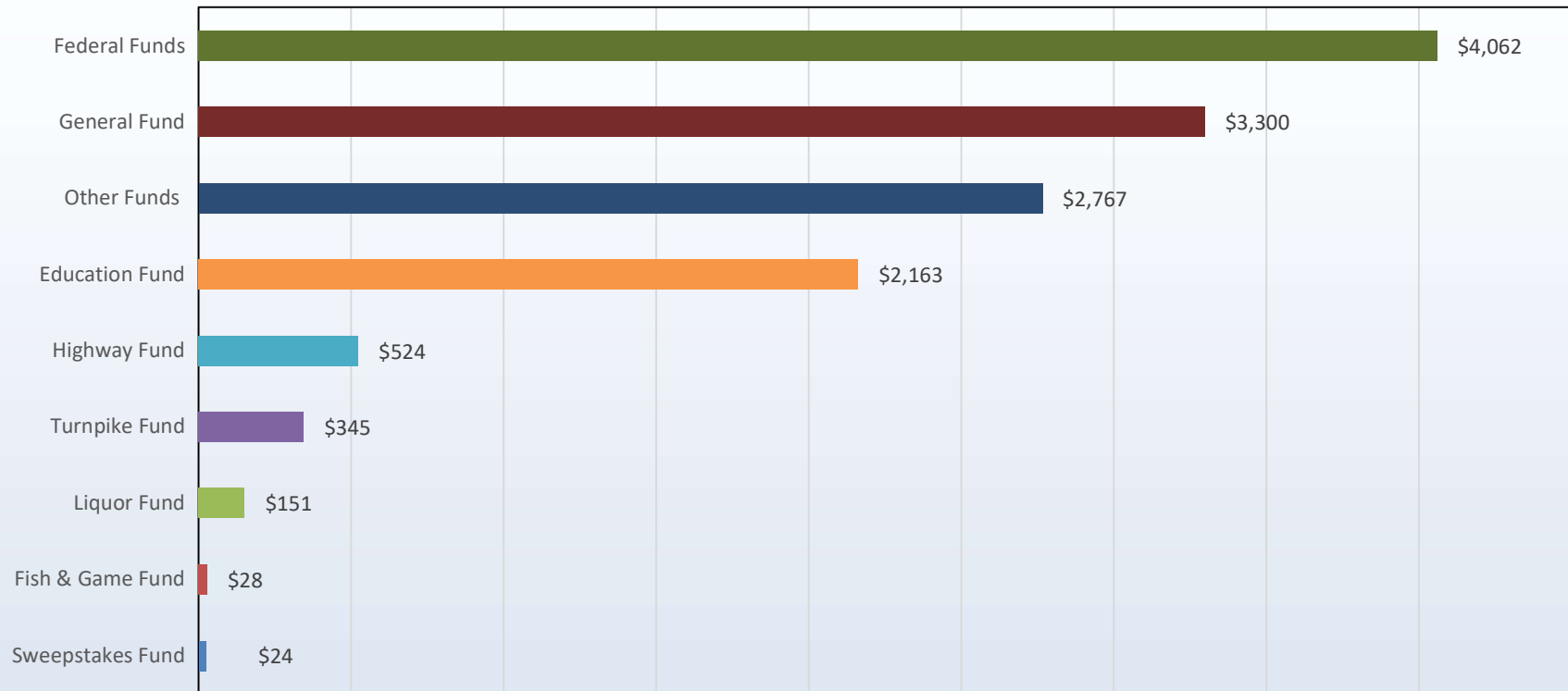
Note: Budgetary balances and GAAP adjustments do not include bonds authorized/unissued

STATE OF NEW HAMPSHIRE														
COMPARATIVE STATEMENT OF UNDESIGNATED SURPLUS														
FISH AND GAME FUND														
(Dollars in Thousands)														
	FY 2019				FY 2020				FY 2021					
	Governor	House	Senate	C of C	Governor	House	Senate	C of C	Governor	House	Senate	C of C		
1	Beginning Balance, July 1 (Budgetary)	\$ 3,906	\$ 3,906	\$ 3,906	\$ 3,906	\$ 3,404	\$ 3,404	\$ 3,404	\$ 3,404	\$ 4,086	\$ 3,586	\$ 3,586	\$ 3,586	1
2														2
3	Additions:													3
4	Unrestricted Revenue	11,400	11,400	11,400	11,400	12,900	12,900	12,900	12,900	12,900	12,900	12,900	12,900	4
5	Other Credits	1,500	1,500	1,500	1,500	-	-	-	-	-	-	-	-	5
6	Total Additions	12,900	12,900	12,900	12,900	12,900	12,900	12,900	12,900	12,900	12,900	12,900	12,900	6
7														7
8	Deductions:													8
9	Budget Appropriation (HB 1)	(14,322)	(14,322)	(14,322)	(14,322)	(13,418)	(13,918)	(13,918)	(13,918)	(13,547)	(14,047)	(14,047)	(14,047)	9
10	Other Appropriation Adjustments	(280)	(280)	(280)	(280)	-	-	-	-	-	-	-	-	10
11	Total Appropriations Net of Estimated Revenues	(14,602)	(14,602)	(14,602)	(14,602)	(13,418)	(13,918)	(13,918)	(13,918)	(13,547)	(14,047)	(14,047)	(14,047)	11
12	Lapse Percent	8.2%	8.2%	8.2%	8.2%	8.9%	8.6%	8.6%	8.6%	8.9%	8.5%	8.5%	8.5%	12
13	Less: Lapse	1,200	1,200	1,200	1,200	1,200	1,200	1,200	1,200	1,200	1,200	1,200	1,200	13
14	Net Appropriations	(13,402)	(13,402)	(13,402)	(13,402)	(12,218)	(12,718)	(12,718)	(12,718)	(12,347)	(12,847)	(12,847)	(12,847)	14
15														15
16	Total Deductions	(13,402)	(13,402)	(13,402)	(13,402)	(12,218)	(12,718)	(12,718)	(12,718)	(12,347)	(12,847)	(12,847)	(12,847)	16
17														17
18														18
19	Current Year Balance	(502)	(502)	(502)	(502)	682	182	182	182	553	53	53	53	19
20														20
21	Balance, June 30 (Budgetary)	3,404	3,404	3,404	3,404	4,086	3,586	3,586	3,586	4,639	3,639	3,639	3,639	21
22														22
23														23
24	GAAP Adjustments	(1,200)	(1,200)	(1,200)	(1,200)	(1,200)	(1,200)	(1,200)	(1,200)	(1,200)	(1,200)	(1,200)	(1,200)	24
25														25
26	Balance, June 30 (GAAP)	2,204	2,204	2,204	2,204	2,886	2,386	2,386	2,386	3,439	2,439	2,439	2,439	26

**CHAPTER 345, LAWS OF 2019 LEGISLATIVE SESSION
THE OPERATING BUDGET FOR FY 20/21
TOTAL APPROPRIATIONS BY SOURCE OF FUNDS \$13,363 (\$millions)**

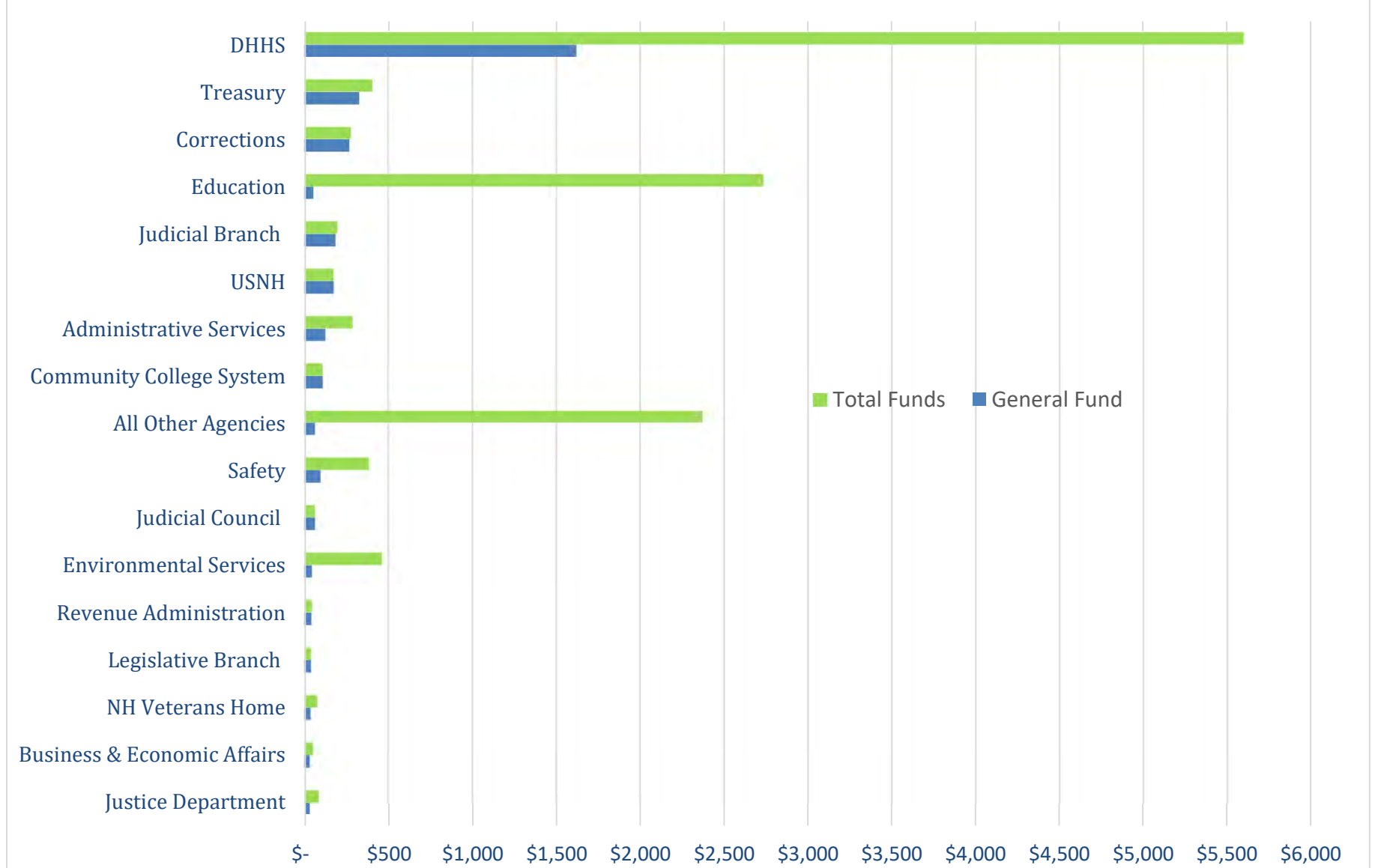


CHAPTER 345, LAWS OF 2019 LEGISLATIVE SESSION
THE OPERATING BUDGET FOR FY 20/21
TOTAL APPROPRIATIONS BY SOURCE OF FUNDS \$13,363



Section 1 Only
Amounts in Millions
LBA
09/15/20

FY 2020-2021 Operating Budget General Fund and Total Funds Appropriations by Agency (In Millions)



TITLE I

THE STATE AND ITS GOVERNMENT

CHAPTER 14

LEGISLATIVE OFFICERS AND PROCEEDINGS

Legislative Budget Assistant

Section 14:30-a

14:30-a Fiscal Committee. –

- I. There is hereby established a fiscal committee of the general court. Said committee shall consist of 10 members. Five shall be members of the house as follows: the chairperson of the finance committee and 2 other members of the committee, appointed by the chairperson; and 2 other house members appointed by the speaker of the house. Five members shall be members of the senate as follows: the chairperson of the finance committee and 2 other members of that committee, appointed by the chairperson; and 2 other senators appointed by the senate president. The chairperson of the house finance committee shall be the chairperson of the fiscal committee.
- II. The committee shall, while the general court is in session and during the interim, consult with, assist, advise, and supervise the work of the legislative budget assistant, and may at its discretion investigate and consider any matter relative to the appropriations, expenditures, finances, revenues or any of the fiscal matters of the state. The members shall be paid the regular legislative mileage during the interim while engaged in their work as members of the committee.
- III. The fiscal committee shall consider recommendations proposed to it by the legislative performance audit and oversight committee established under RSA 17-N:1. The fiscal committee shall adopt all recommendations proposed to it as provided in RSA 17-N:1, III by the performance audit and oversight committee unless the fiscal committee refuses by unanimous vote to adopt such recommendations.
- IV. [Repealed.]
- V. [Repealed.]
- VI. Any non-state funds in excess of \$100,000, whether public or private, including refunds of expenditures, federal aid, local funds, gifts, bequests, grants, and funds from any other non-state source, which under state law require the approval of governor and council for acceptance and expenditure, may be accepted and expended by the proper persons or agencies in the state government only with the prior approval of the fiscal committee of the general court.

Source. 1965, 239:19. 1987, 416:7. 1989, 396:13; 408:2. 1991, 346:18, I. 1995, 9:8. 2005, 177:11. 2006, 290:21, eff. June 15, 2006. 2012, 247:10, eff. Aug. 17, 2012.

ADDITIONAL REVENUES AND POSITIONS - BIENNIUM ENDING JUNE 30, 2021
Fiscal Committee Approvals Through Meeting of 01/15/21

Item #	Meeting	Department	Chapter / RSA Reference	General	Federal	Other	Total	Positions Established		Comments
								Full-Time	Part-Time	
FISCAL YEAR 2020										
19-180	July'19	Adjutant General's Department	RSA 14:30-a, VI	-	4,604,600	-	4,604,600	-	-	
19-193	August'19	Adjutant General's Department	RSA 14:30-a, VI	-	340,000	-	340,000	-	-	
		Adjutant General's Department Total		-	4,944,600	-	4,944,600	-	-	
19-175	July'19	Administrative Services, Department of	RSA 14:30-a, VI and RSA 124:15	-	-	32,500	32,500	-	1	Class 050 position extended.
19-292	Nov'19	Administrative Services, Department of	RSA 14:30-a, VI and RSA 124:15	-	-	97,500	97,500	-	1	Class 050 position extended.
20-113	June'20	Administrative Services, Department of	RSA 14:30-a, VI	-	215,000	-	215,000	-	-	
20-118	June'20	Administrative Services, Department of	RSA 14:30-a, VI	-	101,000	-	101,000	-	-	
20-099	June'20	Administrative Services, Department of	Chapter 346:328 Laws of 2019	1,450,000	-	-	1,450,000	-	-	Reallocation of Department of Safety Trooper Classifications
		Administrative Services, Department of Total		1,450,000	316,000	130,000	1,896,000	-	2	
20-069	May'20	Agriculture, Department of	RSA 14:30-a, VI	-	-	152,015	152,015	-	2	
		Agriculture, Department of Total		-	-	152,015	152,015	-	2	
19-293	Nov'19	Business & Economic Affairs, Department of	RSA 14:30-a, VI and RSA 124:15	-	113,832	-	113,832	-	2	
		Business & Economic Affairs, Department of Total		-	113,832	-	113,832	-	2	
19-166	July'19	Corrections, Department of	RSA 14:30-a, VI and RSA 124:15	-	-	336,304	336,304	3	-	
20-037	March'20	Corrections, Department of	RSA 14:30-a, VI	-	-	213,298	213,298	-	-	
20-042	March'20	Corrections, Department of	Chapter 345, Laws of 2019, Class Footnote	1,696,000	-	-	1,696,000	-	-	Prescription Drugs
20-036	March'20	Corrections, Department of	RSA 14:30-a, VI	-	-	267,620	267,620	-	-	
		Corrections, Department of Total		1,696,000	-	817,222	2,513,222	3	-	
19-159	July'19	Education, Department of	RSA 14:30-a, VI	-	-	1,600,000	1,600,000	-	-	
19-160	July'19	Education, Department of	RSA 14:30-a, VI	-	256,266	-	256,266	-	-	
19-181	July'19	Education, Department of	RSA 14:30-a, VI	-	139,000	-	139,000	-	-	
19-167	August'19	Education, Department of	RSA 14:30-a, VI and RSA 124:15	-	399,625	-	399,625	3	-	
19-318	Dec'19	Education, Department of	RSA 14:30-a, VI	-	-	250,000	250,000	-	-	
19-320	Dec'19	Education, Department of	RSA 14:30-a, VI	-	358,589	-	358,589	-	-	
		Education, Department of Total		-	1,153,480	1,850,000	3,003,480	3	-	
20-003	Jan'20	Employment Security, Department of	RSA 14:30-a, VI	-	-	400,000	400,000	-	-	
20-018	Jan'20	Employment Security, Department of	RSA 14:30-a, VI and RSA 124:15	-	-	1,430,797	1,430,797	-	11	Part-time Temporary Positions
		Employment Security, Department of Total		-	-	1,830,797	1,830,797	-	11	
19-150	July'19	Environmental Services, Department of	RSA 14:30-a, VI and RSA 124:15	-	-	-	-	-	-	Extends DWGW Trust Funds & Positions to 9/30/19.
20-038	March'20	Environmental Services, Department of	RSA 14:30-a, VI	-	-	50,000,000	50,000,000	-	-	
20-079	May'20	Environmental Services, Department of	RSA 14:30-a, VI	-	-	2,250,000	2,250,000	-	-	
20-080	May'20	Environmental Services, Department of	RSA 14:30-a, VI	-	-	4,500,000	4,500,000	-	-	
20-101	June'20	Environmental Services, Department of	RSA 14:30-a, VI	-	-	1,650,000	1,650,000	-	-	
20-102	June'20	Environmental Services, Department of	RSA 14:30-a, VI	-	243,368	-	243,368	-	-	
		Environmental Services, Department of Total		-	243,368	58,400,000	58,643,368	-	-	
20-046	March'20	Fish and Game Department	RSA 14:30-a, VI	-	-	200,100	200,100	-	-	
		Fish and Game Department Total		-	-	200,100	200,100	-	-	
20-028	Feb'20	DHHS - Office of the Commissioner	RSA14:30-a, VI & Chp 346:223	-	(2,858,551)	(111,841)	(2,970,392)	-	-	
20-062	April'20	DHHS - Office of the Commissioner	RSA 14:30-a, VI	-	997,000	-	997,000	-	-	Office of Finance
20-064	April'20	DHHS - Office of the Commissioner	RSA 14:30-a, VI	-	-	1,200,000	1,200,000	-	-	Office of Finance DCYF Parental Reimbursement
20-091	May'20	DHHS - Office of the Commissioner	RSA 14:30-a, VI and RSA 9:16-a	-	2,626,869	96,488	2,723,357	-	-	Office of Finance
20-121	June'20	DHHS - Office of the Commissioner	RSA 14:30-a, VI and RSA 9:16-a	-	1,756,431	22,801	1,779,232	-	-	Office of Finance
		DHHS - Office of the Commissioner Total		-	2,521,749	1,207,448	3,729,197	-	-	

ADDITIONAL REVENUES AND POSITIONS - BIENNIUM ENDING JUNE 30, 2021
Fiscal Committee Approvals Through Meeting of 01/15/21

Item #	Meeting	Department	Chapter / RSA Reference	General	Federal	Other	Total	Positions Established		Comments
								Full-Time	Part-Time	
19-275	Sept '19	DHHS - Children, Youth & Families	RSA 14:30-a, VI and RSA 9:16-a	-	711,109	-	711,109	-	-	
20-063	April'20	DHHS - Children, Youth & Families	RSA 14:30-a, VI	-	352,278	-	352,278	-	-	Residential accreditation pursuant to Families First
		DHHS - Children, Youth & Families Total		-	711,109	-	711,109	-	-	
19-161	July'19	DHHS - Division of Economic & Housing Stability	RSA 14:30-a, VI	-	1,000,000	-	1,000,000	-	-	Amended approval amount to \$1 million through 9/30/19 with a requirement that the Department document expenditures on 8/28/19.
19-261	August'19	DHHS - Division of Economic & Housing Stability	RSA 14:30-a, VI	-	1,801,800	-	1,801,800	-	-	
19-259	August'19	DHHS - Division of Economic & Housing Stability	RSA 14:30-a, VI	-	1,130,113	-	1,130,113	-	-	
19-309	Dec'19	DHHS - Division of Economic & Housing Stability	RSA 14:30-a, VI	-	215,845	-	215,845	-	-	
19-310	Dec'19	DHHS - Division of Economic & Housing Stability	RSA 14:30-a, VI	-	147,515	-	147,515	-	-	
20-009	Jan'20	DHHS - Division of Economic & Housing Stability	RSA 14:30-a, VI and RSA 124:15	-	1,774,953	-	1,774,953	-	-	
		DHHS - Division of Economic & Housing Stability Total		-	6,070,226	-	6,070,226	-	-	
20-016	Jan'20	DHHS - Division of Long Term Supports & Services	RSA 14:30-a, VI and RSA 124:15	-	1,113,509	-	1,113,509	-	-	
20-066	April'20	DHHS - Division of Long Term Supports & Services	RSA 14:30-a, VI	-	1,200,000	-	1,200,000	-	-	Families First Coronavirus Response Act (FFCRA)
		DHHS - Division of Long Term Supports & Services Total		-	2,313,509	-	2,313,509	-	-	
19-152	July'19	DHHS - Office of Medicaid Services	RSA 14:30-a, VI and RSA 9:16-a	-	11,721,935	-	11,721,935	-	-	Amended approval on a pro rata basis through 8/31/19.
19-262	August'19	DHHS - Office of Medicaid Services	RSA 14:30-a, VI	-	2,002,000	2,000,000	4,002,000	-	-	
20-027	Feb'20	DHHS - Office of Medicaid Services	RSA 14:30-a, VI and RSA 124:15	-	364,371	-	364,371	1	-	
20-096	May'20	DHHS - Office of Medicaid Services	RSA 14:30-a, VI	-	3,753,750	3,750,000	7,503,750	-	-	
		DHHS - Office of Medicaid Services Total		-	17,842,056	5,750,000	23,592,056	1	-	
19-146	July'19	DHHS - Division of Public Health Services	RSA 14:30-a, VI	-	3,729,727	-	3,729,727	-	-	Amended approval on a pro rata basis through 8/31/19.
19-147	July'19	DHHS - Division of Public Health Services	RSA 14:30-a, VI and RSA 124:15	-	137,500	-	137,500	1	-	
19-148	July'19	DHHS - Division of Public Health Services	RSA 14:30-a, VI and RSA 124:15	-	111,251	-	111,251	1	-	
19-283	Nov'19	DHHS - Division of Public Health Services	RSA 14:30-a, VI	-	3,223,980	-	3,223,980	-	-	
19-284	Nov'19	DHHS - Division of Public Health Services	RSA 14:30-a, VI	-	150,000	-	150,000	-	-	
19-285	Nov'19	DHHS - Division of Public Health Services	RSA 14:30-a, VI	-	120,000	-	120,000	-	-	
19-286	Nov'19	DHHS - Division of Public Health Services	RSA 14:30-a, VI	-	1,500,000	-	1,500,000	-	-	
20-039	March'20	DHHS - Division of Public Health Services	RSA 14:30-a, VI	-	178,396	-	178,396	-	-	
20-050	March'20	DHHS - Division of Public Health Services	RSA 14:30-a, VI and RSA 124:15	-	5,000,000	-	5,000,000	-	-	Funding 10 existing vacant Class 059 positions. COVID-19
20-093	May'20	DHHS - Division of Public Health Services	RSA 14:30-a, VI	-	51,400	-	51,400	-	-	
		DHHS - Division of Public Health Services Total		-	14,202,254	-	14,202,254	2	-	
19-162	July'19	DHHS- Division for Behavioral Health	RSA 14:30-a, VI and RSA 124:15	-	35,267,411	-	35,267,411	6	-	Amended approval on a pro rata basis through 8/31/19.
19-265	August'19	DHHS- Division for Behavioral Health	RSA 14:30-a, VI	-	1,436,338	-	1,436,338	-	-	
20-052	April'20	DHHS- Division for Behavioral Health	RSA 14:30-a, VI	-	-	110,000	110,000	-	-	Bureau of Drug & Alcohol Svcs.
20-092	May'20	DHHS- Division for Behavioral Health	RSA 14:30-a, VI	-	-	137,362	137,362	-	-	
		DHHS - Division of Behavioral Health Total		-	36,703,749	247,362	36,951,111	6	-	
20-008	Jan'20	Information Technology, Department of	RSA 14:30-a, VI	-	-	25,000	25,000	-	-	
20-010	Jan'20	Information Technology, Department of	RSA 14:30-a, VI and RSA 124:15	-	-	61,477	61,477	-	-	

ADDITIONAL REVENUES AND POSITIONS - BIENNIUM ENDING JUNE 30, 2021
Fiscal Committee Approvals Through Meeting of 01/15/21

Item #	Meeting	Department	Chapter / RSA Reference	General	Federal	Other	Total	Positions Established		Comments
								Full-Time	Part-Time	
		Information Technology, Department of Total		-	-	86,477	86,477	-	-	
19-182	July'19	Insurance Department	RSA 14:30-a, VI and RSA 124:15	-	226,926	-	226,926	-	-	Consultant in class 046.
		Insurance Department Total		-	226,926	-	226,926	-	-	
19-314	Dec'19	Judicial Council	RSA604-A:1-b	325,000	-	-	325,000	-	-	
20-024	Feb'20	Judicial Council	RSA604-A:1-b	850,000	-	-	850,000	-	-	
20-057	April'20	Judicial Council	RSA604-A:1-b	150,000	-	-	150,000	-	-	
		Judicial Council Total		1,325,000	-	-	1,325,000	-	-	
19-155	July'19	Justice, Department of	RSA 14:30-a, VI	-	249,752	-	249,752	-	-	
19-156	July'19	Justice, Department of	RSA 14:30-a, VI	-	152,202	-	152,202	-	-	
19-151	July'19	Justice, Department of	RSA 14:30-a, VI and RSA 124:15	-	70,600	-	70,600	1	-	
19-157	July'19	Justice, Department of	RSA 14:30-a, VI and RSA 124:15	-	25,190	-	25,190	-	-	
19-169	July'19	Justice, Department of	RSA 7:12	562,340	-	-	562,340	-	-	
19-319	Dec'19	Justice, Department of	RSA 14:30-a, VI	-	493,000	-	493,000	-	-	
19-321	Dec'19	Justice, Department of	RSA 14:30-a, VI	-	780,038	-	780,038	-	-	
20-006	Jan'20	Justice, Department of	RSA 14:30-a, VI & RSA 7:12	300,000	-	420,309	720,309	-	-	
20-071	May'20	Justice, Department of	RSA 7:12	520,832	-	-	520,832	-	-	
		Justice, Department of Total		1,383,172	1,770,782	420,309	3,574,263	1	-	
19-312	Dec'19	Natural & Cultural Resources, Department of	RSA 14:30-a, VI	-	-	1,636,160	1,636,160	-	-	
19-311	Dec'19	Natural & Cultural Resources, Department of	RSA 14:30-a, VI	-	-	410,000	410,000	-	-	
20-074	May'20	Natural & Cultural Resources, Department of	RSA 14:30-a, VI	-	811,265	-	811,265	-	-	
20-075	May'20	Natural & Cultural Resources, Department of	RSA 14:30-a, VI	-	11,000	-	11,000	-	-	
20-076	May'20	Natural & Cultural Resources, Department of	RSA 14:30-a, VI	-	10,000	-	10,000	-	-	
		Natural & Cultural Resources, Department of Total		-	832,265	2,046,160	2,878,425	-	-	
20-033	Feb'20	Pease, Division of Ports & Harbors	RSA 14:30-a,	-	-	1,122,293	1,122,293	-	-	
		Pease, Division of Ports & Harbors Total		-	-	1,122,293	1,122,293	-	-	
20-085	May'20	Police Standards & Training Council	RSA 14:30-a,	-	-	115,838	115,838	-	-	
		Police Standards & Training Council Total		-	-	115,838	115,838	-	-	
19-183	July'19	Office of Professional Licensure and Certification	RSA 14:30-a, VI and RSA 124:15	-	-	68,928	68,928	2	-	
19-197	August'19	Office of Professional Licensure and Certification	RSA 14:30-a, VI and RSA 124:15	-	-	11,050	11,050	-	2	
19-294	Nov'19	Office of Professional Licensure and Certification	RSA 14:30-a, VI and RSA 124:15	-	-	-	-	-	-	Extends the positions above.
20-004	Jan'20	Office of Professional Licensure and Certification	RSA 14:30-a, VI	-	-	61,447	61,447	-	-	
20-005	Jan'20	Office of Professional Licensure and Certification	RSA 14:30-a, VI	-	-	184,680	184,680	-	-	
20-058	April'20	Office of Professional Licensure and Certification	RSA 14:30-a, VI	-	-	184,680	184,680	-	-	
20-117	June'20	Office of Professional Licensure and Certification	RSA 14:30-a, VI and RSA 124:15	-	-	191,328	191,328	3	-	
		Office of Professional Licensure and Certification Total		-	-	702,113	702,113	5	2	
19-163	July'19	Safety, Department of	RSA 14:30-a, VI	-	210,385	-	210,385	-	-	
19-195	August'19	Safety, Department of	RSA 14:30-a, VI	-	552,016	-	552,016	-	-	
19-196	August'19	Safety, Department of	RSA 14:30-a, VI	-	544,680	-	544,680	-	-	
19-199	August'19	Safety, Department of	RSA 14:30-a, VI and RSA 124:15	-	187,133	-	187,133	2	-	
19-200	August'19	Safety, Department of	RSA 14:30-a, VI and RSA 124:15	-	9,195,143	-	9,195,143	2	-	
19-287	Nov'19	Safety, Department of	RSA 14:30-a, VI	-	136,637	-	136,637	-	-	
19-288	Nov'19	Safety, Department of	RSA 14:30-a, VI	-	341,086	-	341,086	-	-	
19-289	Nov'19	Safety, Department of	RSA 14:30-a, VI and RSA 124:15	-	1,431,711	-	1,431,711	-	-	2 Positions from 19-200 extended.
19-313	Dec'19	Safety, Department of	RSA 14:30-a, VI and RSA 124:15	-	-	176,000	176,000	-	-	Class 046 Consultant
20-021	Feb'20	Safety, Department of	RSA 14:30-a, VI	-	-	406,804	406,804	-	-	

ADDITIONAL REVENUES AND POSITIONS - BIENNIUM ENDING JUNE 30, 2021
Fiscal Committee Approvals Through Meeting of 01/15/21

Item #	Meeting	Department	Chapter / RSA Reference	General	Federal	Other	Total	Positions Established		Comments
								Full-Time	Part-Time	
20-040	March'20	Safety, Department of	RSA 14:30-a, VI	-	-	691,200	691,200	-	-	
20-041	March'20	Safety, Department of	RSA 14:30-a, VI and RSA 124:15	-	103,750	-	103,750	-	-	
20-060	April'20	Safety, Department of	RSA 14:30-a, VI	-	-	167,300	167,300	-	-	
20-055	April'20	Safety, Department of	RSA 106-H-9-1E	-	-	164,714	164,714	-	-	E-911
20-114	June'20	Safety, Department of	RSA 14:30-a, VI	-	650,000	-	650,000	-	-	
		Safety, Department of Total		-	13,352,541	1,606,018	14,958,559	4	-	
20-049	March'20	Site Evaluation Committee	Chapter 345, Laws of 2019, Budget Footnote	216,002	-	-	216,002	-	-	
		Site Evaluation Committee Total		216,002	-	-	216,002	-	-	
19-154	July'19	Transportation, Department of	RSA 14:30-a, VI	-	-	175,000	175,000	-	-	
20-001	Jan'20	Transportation, Department of	RSA 14:30-a, VI	-	2,106,165	-	2,106,165	-	-	
20-108	June'20	Transportation, Department of	RSA 14:30-a, VI	-	-	1,400,000	1,400,000	-	-	
		Transportation, Department of Total		-	2,106,165	1,575,000	3,681,165	-	-	
19-278	Nov'19	State Treasury	RSA 14:30-a, VI	-	-	477,219	477,219	-	-	
		State Treasury, Total		-	-	477,219	477,219	-	-	
19-302	Nov'19	Strategic Initiatives, Office of	RSA 14:30-a, VI	-	201,815	-	201,815	-	-	
		Strategic Initiatives, Office of Total		-	201,815	-	201,815	-	-	
		FY 2020 Total		6,070,174	105,978,704	78,736,371	190,785,249	25	19	
FISCAL YEAR 2021										
20-128	July'20	Administrative Services Department	RSA 14:30-a, VI	-	-	128,000	128,000	-	-	
20-147	Sept'20	Administrative Services Department	RSA 14:30-a, VI	-	-	900,000	900,000	-	-	
		Administrative Services Department Total		-	-	1,028,000	1,028,000	-	-	
20-146	Sept'20	Agriculture, Markets & Food, Department of	RSA 14:30-a, VI	-	-	158,131	158,131	-	-	
20-243	Nov'20	Agriculture, Markets & Food, Department of	RSA 14:30-a, VI	-	-	250,000	250,000	-	-	
		Agriculture, Markets & Food, Department of Total		-	-	408,131	408,131	-	-	
20-197	Oct'20	Business & Economic Affairs, Department of	RSA 14:30-a, VI	-	225,427	-	225,427	-	-	
21-007	Jan'21	Business & Economic Affairs, Department of	RSA 14:30-a, VI	-	391,666	-	391,666	-	-	
		Business & Economic Affairs, Department of Total		-	617,093	-	617,093	-	-	
21-005	Jan'21	Department of Corrections	RSA 14:30-a, VI	-	-	200,000	200,000	-	-	
		Department of Corrections Total		-	-	200,000	200,000	-	-	
20-103	June'20	Department of Education	RSA 14:30-a, VI and RSA 124:15	-	1,092,233	-	1,092,233	3	-	
20-256	Dec'20	Department of Education	RSA 14:30-a, VI and RSA 124:15	-	10,114,548	-	10,114,548	3	-	
21-011	Jan'21	Department of Education	RSA 14:30-a, VI	-	-	154,000	154,000	-	-	
21-012	Jan'21	Department of Education	RSA 14:30-a, VI	-	-	500,000	500,000	-	-	
21-013	Jan'21	Department of Education	RSA 14:30-a, VI	-	-	500,000	500,000	-	-	
		Department of Education Total		-	11,206,781	1,154,000	12,360,781	6	-	
20-018	Jan'20	Employment Security, Department of	RSA 14:30-a, VI	-	-	1,456,145	1,456,145	-	-	
		Employment Security, Department of Total		-	-	1,456,145	1,456,145	-	-	
20-120	June'20	Environmental Services, Department of	RSA 14:30-a, VI	-	-	450,000	450,000	-	-	
20-220	Nov'20	Environmental Services, Department of	RSA 14:30-a, VI	-	-	1,500,000	1,500,000	-	-	
21-003	Jan'21	Environmental Services, Department of	RSA 14:30-a, VI	-	180,324	-	180,324	-	-	
21-002	Jan'21	Environmental Services, Department of	RSA 14:30-a, VI, RSA 9:16-c,1	-	158,706	-	158,706	-	-	
		Environmental Services, Department of Total		-	339,030	1,950,000	2,289,030	-	-	
20-141	July'20	Fish and Game Department	RSA 14:30-a, VI	-	164,854	-	164,854	-	-	
20-226	Nov'20	Fish and Game Department	RSA 14:30-a, VI	-	620,000	-	620,000	-	-	
20-227	Nov'20	Fish and Game Department	RSA 14:30-a, VI	-	1,511,600	-	1,511,600	-	-	
20-228	Nov'20	Fish and Game Department	RSA 14:30-a, VI & RSA 206:33-b	-	966,529	-	966,529	-	-	
		Fish and Game Department Total		-	3,262,983	-	3,262,983	-	-	
20-232	Nov'20	DHHS - Office of the Commissioner -Health Equity	RSA 14:30-a, VI	-	200,000	-	200,000	-	-	
		DHHS - Office of the Commissioner Total		-	200,000	-	200,000	-	-	
20-150	Sept'20	DHHS - Office of Finance	RSA 14:30-a, VI	-	300,300	-	300,300	-	-	
20-151	Sept'20	DHHS - Office of Finance	RSA 14:30-a, VI	-	9,009,940	9,000,939	18,010,879	-	-	
20-244	Nov'20	DHHS - Office of Finance	RSA 14:30-a, VI	-	-	212,632	212,632	-	-	
		DHHS - Office of Finance Total		-	9,310,240	9,213,571	18,523,811	-	-	
20-177	Sept'20	DHHS - Children, Youth & Families	RSA 14:30-a, VI	-	259,222	-	259,222	-	-	

ADDITIONAL REVENUES AND POSITIONS - BIENNIUM ENDING JUNE 30, 2021
Fiscal Committee Approvals Through Meeting of 01/15/21

Item #	Meeting	Department	Chapter / RSA Reference	General	Federal	Other	Total	Positions Established		Comments
								Full-Time	Part-Time	
20-178	Sept'20	DHHS - Children, Youth & Families	RSA 14:30-a, VI	-	276,638	-	276,638	-	-	
20-200	Oct'20	DHHS - Children, Youth & Families	RSA 14:30-a, VI	-	568,674	-	568,674	-	-	
21-008	Jan'21	DHHS - Children, Youth & Families	RSA 14:30-a, VI	-	215,398	-	215,398	-	-	
		DHHS - Children, Youth & Families - Total		-	1,319,932	-	1,319,932	-	-	
20-201	Oct'20	DHHS - Economic & Housing Stability	RSA 14:30-a, VI	-	494,160	-	494,160	-	-	
		DHHS - Economic & Housing Stability Total		-	494,160	-	494,160	-	-	
20-251	Nov'20	DHHS - Long Term Supports & Services	RSA 14:30-a, VI	-	121,061	-	121,061	-	-	
		DHHS - Long Term Supports & Services Total		-	121,061	-	121,061	-	-	
20-027	Feb'20	DHHS - Division of Medicaid Services	RSA 14:30-a, VI and RSA 124:15	-	385,629	-	385,629	-	-	
20-184	Sept'20	DHHS - Division of Medicaid Services	RSA 14:30-a, VI	-	2,501,156	2,498,657	4,999,813	-	-	
		DHHS - Division of Medicaid Services Total		-	2,886,785	2,498,657	5,385,442	-	-	
19-283	Nov'19	DHHS - Division of Public Health Services	RSA 14:30-a, VI	-	3,570,971	-	3,570,971	-	-	
19-284	Nov'19	DHHS - Division of Public Health Services	RSA 14:30-a, VI	-	150,000	-	150,000	-	-	
19-285	Nov'19	DHHS - Division of Public Health Services	RSA 14:30-a, VI	-	120,000	-	120,000	-	-	
20-093	May'20	DHHS - Division of Public Health Services	RSA 14:30-a, VI	-	369,045	-	369,045	-	-	
20-185	Sept'20	DHHS - Division of Public Health Services	RSA 14:30-a, VI	-	500,000	-	500,000	-	-	
		DHHS - Division of Public Health Services Total		-	4,710,016	-	4,710,016	-	-	
20-052	April'20	DHHS- Division for Behavioral Health	RSA 14:30-a, VI	-	-	137,362	137,362	-	-	
20-206	Oct'20	DHHS- Division for Behavioral Health	RSA 14:30-a, VI	-	29,442,795	-	29,442,795	-	-	
		DHHS - Division for Behavioral Health - Total		-	29,442,795	137,362	29,580,157	-	-	
20-010	Jan'20	Information Technology, Department of	RSA 14:30-a, VI	-	-	206,948	206,948	-	-	
		Information Technology, Department of Total		-	-	206,948	206,948	-	-	
20-246	Nov'20	Justice, Department of	RSA 7:12	1,837,816	-	580,434	2,418,250	-	-	
21-004	Jan'21	Justice, Department of	RSA 14:30-a, VI	-	628,472	-	628,472	-	-	
		Justice, Department of Total		1,837,816	628,472	580,434	3,046,722	-	-	
20-004	Jan'20	Office of Professional Licensure and Certification	RSA 14:30-a, VI	-	-	206,948	206,948	-	-	
20-117	June'20	Office of Professional Licensure and Certification	RSA 14:30-a, VI and RSA 124:15	-	-	765,312	765,312	-	-	Positions established in FY 20
		Office of Professional Licensure and Certification Total		-	-	972,260	972,260	-	-	
20-074	May'20	Natural & Cultural Resources, Department of	RSA 14:30-a, VI	-	444,000	-	444,000	-	-	
20-075	May'20	Natural & Cultural Resources, Department of	RSA 14:30-a, VI	-	99,000	-	99,000	-	-	
20-076	May'20	Natural & Cultural Resources, Department of	RSA 14:30-a, VI	-	92,800	-	92,800	-	-	
20-166	Sept'20	Natural & Cultural Resources, Department of	RSA 14:30-a, VI	-	-	1,765,823	1,765,823	-	-	
20-221	Nov'20	Natural & Cultural Resources, Department of	RSA 14:30-a, VI	-	-	300,000	300,000	-	-	
21-010	Jan'21	Natural & Cultural Resources, Department of	RSA 14:30-a, VI	-	2,600,000	-	2,600,000	-	-	
		Department of Natural & Cultural Resources Total		-	3,235,800	2,065,823	5,301,623	-	-	
20-138	July'20	Safety, Department of	RSA 14:30-a, VI	-	393,587	-	393,587	-	-	
20-158	Sept'20	Safety, Department of	RSA 14:30-a, VI	-	475,437	-	475,437	-	-	
20-214	Oct'20	Safety, Department of	RSA 14:30-a, VI	-	-	107,295	107,295	-	-	
20-234	Nov'20	Safety, Department of	RSA 14:30-a, VI	-	256,059	-	256,059	-	-	
21-016	Jan'21	Safety, Department of	RSA 14:30-a, VI	-	516,959	-	516,959	-	-	
21-017	Jan'21	Safety, Department of	RSA 14:30-a, VI	-	576,831	-	576,831	-	-	
		Safety, Department of Total		-	2,218,873	107,295	2,326,168	-	-	
21-023	Jan'21	Office of Strategic Initiatives	RSA 14:30-a, VI	-	100,100	-	100,100	-	-	
		Office of Strategic Initiatives Total		-	100,100	-	100,100	-	-	
20-163	Sept'20	Transportation, Department of	RSA 14:30-a, VI	-	485,194	-	485,194	-	-	
20-247	Nov'20	Transportation, Department of	RSA 14:30-a, VI	-	-	237,729	237,729	-	-	
		Transportation, Department of Total		-	485,194	237,729	722,923	-	-	
		FY 2021 Total		1,837,816	70,579,315	22,216,355	94,633,486	6	-	

FEDERAL CORONAVIRUS FUNDS
BIENNIUM ENDING JUNE 30, 2021

Item #	Meeting	Department	Chapter / RSA Reference	General	Federal	Other	Total	Positions Established		Comments
								Full-Time	Part-Time	
FISCAL YEAR 2020										
FISCAL COMMITTEE APPROVALS										
20-063	April'20	DHHS - Children, Youth & Families	RSA 14:30-a, VI	-	352,278	-	352,278	-	-	Residential accreditation pursuant to Families First Coronavirus Response Act (FFCRA)
20-066	April'20	Division of Long Term Supports & Services Total	RSA 14:30-a, VI	-	1,200,000	-	1,200,000	-	-	Families First Coronavirus Response Act (FFCRA)
20-050	March'20	DHHS - Division of Public Health Services	RSA 14:30-a, VI and RSA 124:15	-	5,000,000	-	5,000,000	-	-	Funding 10 existing vacant Class 059 positions. COVID-19
TOTAL FISCAL COMMITTEE APPROVALS:				-	6,552,278	-	6,552,278	-	-	
GOVERNOR APPROVALS										
20-081	May'20	Education, Department of	Informational RSA 21-P:43, 4:45 and 4:47 and Executive Order #2020-04	-	8,891,470	-	8,891,470	-	-	Governor's Funds under the CARES Act.
20-082	May'20	Education, Department of	Informational RSA 21-P:43, 4:45 and 4:47 and Executive Order #2020-04	-	33,920,493	-	33,920,493	1	-	CARES Act Elementary and Secondary School Relief Funds.
Education, Department of Total				-	42,811,963	-	42,811,963	1	-	
20-073	May'20	Employment Security, Department of	Informational RSA 21-P:43, 4:45 and 4:47 and Executive Order #2020-04	-	4,472,551	-	4,472,551	23	-	8 new positions with 15 more possible. Families First Coronavirus Response Act (FFCRA)
Employment Security, Department of Total				-	4,472,551	-	4,472,551	23	-	
20-110	June'20	Office of the Governor / Transfer to DHHS	Informational RSA 21-P:43, 4:45 and 4:47 and Executive Order #2020-04 as extended by Executive Order 2020-05 and 2020-08	-	46,000,000	-	46,000,000	-	-	Emergency operations including PPE.
20-111	June'20	Office of the Governor / Transfer to NH Employment Security	Informational RSA 21-P:43, 4:45 and 4:47 and Executive Order #2020-04 as extended by Executive Order 2020-05 and 2020-08 and Emergency Order #31	-	45,000,000	-	45,000,000	-	-	Long Term Care Stabilization Program
20-115	June'20	Governor's Office for Emergency Relief and Recovery	Informational RSA 21-P:43, 4:45 and 4:47 and Executive Order #2020-04 as extended by Executive Orders 2020-05, 2020-08 and 2020-09	-	24,000,000	-	24,000,000	-	-	First Responder COVID-19 Stipend Program
20-116	June'20	Governor's Office for Emergency Relief and Recovery	Informational RSA 21-P:43, 4:45 and 4:47 and Executive Order #2020-04 as extended by Executive Orders 2020-05, 2020-08 and 2020-09	-	40,000,000	-	40,000,000	-	-	Municipal and County payments for allowable expenditures from the CARES Act Funding.
20-235	Nov'20	Governor's Office for Emergency Relief and Recovery	Informational RSA 21-P:43, RSA 4:45, RSA 4:47 and Executive Order 2020-04, as extended by Executive Orders 2020-05, 2020-08, 2020-09, 2020-10, 2020-14, 2020-15, and 2020-16	-	10,000,000	-	10,000,000	-	-	CARES Act Funding to the NH Department of Agriculture, Markets and Food to provide grants to support New Hampshire dairy farmers, and specialty crop producers, including fruit, vegetable, and ornamental plant growers, and maple producers, with COVID-19 related expenses and lost revenues from March 1, 2020 to December 30, 2020.
Office of the Governor Total				-	165,000,000	-	165,000,000	-	-	
20-065	April'20	DHHS - Financial Services	Informational RSA 21-P:43, 4:45 and 4:47 and Executive Order #2020-04	-	-	-	-	-	-	General Fund Transfer of \$14,450,000 for Covid-19 Public Health Response
20-067	April'20	DHHS - Financial Services	Informational RSA 21-P:43, 4:45 and 4:47 and Executive Order #2020-04	-	-	-	-	-	-	General Fund Transfer of \$3,600,000 for Covid-19 Public Health Response
20-088	May'20	DHHS - Financial Services	Informational RSA 21-P:43, 4:45 and 4:47 and Executive Order #2020-04	-	(6,341,837)	(87,770)	(6,429,607)	-	-	General Fund Transfer of \$7,193,898 for Covid-19 Public Health Response
20-124	June'20	DHHS - Financial Services	Informational RSA 21-P:43, 4:45 and 4:47 and Executive Order #2020-04 as extended by Executive Orders 2020-05, 2020-08	-	43,092,937	-	43,092,937	-	-	Families First Coronavirus Response Act (FFCRA) Temporary 6.2% increase to Medicaid Federal Match (FMAP)
DHHS - Office of the Commissioner Total				-	36,751,100	(87,770)	36,663,330	-	-	
20-089	May'20	DHHS - Division of Economic & Housing Stability	Informational RSA 21-P:43, 4:45 and 4:47 and Executive Order #2020-04	-	6,999,268	-	6,999,268	-	-	CARES ACT Child Care Development Funds
20-090	May'20	DHHS - Division of Economic & Housing Stability	Informational RSA 21-P:43, 4:45 and 4:47 and Executive Order #2020-04	-	3,209,928	-	3,209,928	-	-	CARES ACT. Emergency Solutions Grants Program.
DHHS - Division of Economic & Housing Stability Total				-	10,209,196	-	10,209,196	-	-	CARES Act Emergency Solutions Grant Program

FEDERAL CORONAVIRUS FUNDS
BIENNIUM ENDING JUNE 30, 2021

Item #	Meeting	Department	Chapter / RSA Reference	General	Federal	Other	Total	Positions Established		Comments
								Full-Time	Part-Time	
20-122	June'20	Division of Long Term Supports and Services	Informational RSA 21-P:43, 4:45 and 4:47 and Executive Order #2020-04 as extended by Executive Orders 2020-05, 2020-08 and 2020-09	-	3,900,000	-	3,900,000	-	-	Prevent, prepare for, and respond to COVID-19 among older isolated adults and their caregivers.
20-123	June'20	Division of Long Term Supports and Services	Informational RSA 21-P:43, 4:45 and 4:47 and Executive Order #2020-04 as extended by Executive Orders 2020-05, 2020-08 and 2020-09	-	300,000	-	300,000	-	-	Federal Coronavirus Preparedness and Response Supplemental Appropriations for Aging and Disability Resource Centers.
		DHHS - Division of Long Term Supports & Services Total		-	4,200,000	-	4,200,000	-	-	
20-126	June'20	DHHS - Division of Public Health Services	Informational RSA 21-P:43, 4:45 and 4:47 and Executive Order #2020-04 as extended by Executive Orders 2020-05, 2020-08 and 2020-09	-	1,695,895	-	1,695,895	6	-	The Coronavirus Aid, Relief, and Economic Security Act (the "CARES Act") (S.3548) (PL 116-136) Epidemiology and Laboratory Capacity
		DHHS - Division of Public Health Services Total		-	1,695,895	-	1,695,895	6	-	
20-087	May'20	DHHS - Division of Behavioral Health	Informational RSA 21-P:43, 4:45 and 4:47 and Executive Order #2020-04	-	1,964,122	-	1,964,122	6	-	New Hampshire COVID-19 Rapid Response Program
		DHHS - Division of Behavioral Health Total		-	1,964,122	-	1,964,122	-	-	
20-104	June'20	Safety, Department of	Informational RSA 21-P:43, 4:45 and 4:47 and Executive Order #2020-04	-	2,000,000	-	2,000,000	-	-	Federal Emergency Management Agency (FEMA) for COVID-19
		Safety, Department of Total		-	7,000,000	-	7,000,000	4	-	
20-094	May'20	Transportation, Department of	Informational RSA 21-P:43, 4:45 and 4:47 and Executive Order #2020-04	-	15,236,432	-	15,236,432	-	-	CARES Act General Aviation Airport Grants
20-095	May'20	Transportation, Department of	Informational RSA 21-P:43, 4:45 and 4:47 and Executive Order #2020-04	-	3,595,106	-	3,595,106	-	-	CARES Act Public Transportation
		Transportation, Department of Total		-	18,831,538	-	18,831,538	-	-	
		FY 2020 - Total Approved by the Governor under RSA 21-P:43, 4:45 and 4:47 and Executive Order #2020-04:		-	296,390,435	(87,770)	296,302,665	34	-	
		Plus: Fiscal Committee Approvals Above:		-	6,552,278	-	6,552,278	-	-	
		FY 2020 TOTAL CORONAVIRUS FUNDS:		-	302,942,713	(87,770)	302,854,943	34	-	
FISCAL YEAR 2021										
20-235	Nov'20	Agriculture, Markets and Food, Department of	Informational to RSA 21-P:43, RSA 4:45, RSA 4:47 and Executive Order 2020-04, as extended by Executive Orders 2020-05, 2020-08, 2020-09, 2020-10, 2020-14, 2020-15, and 2020-16	-	10,000,000	-	10,000,000	-	-	CARES Act Funding to the New Hampshire Department of Agriculture, Markets and Food for grants to support New Hampshire dairy farmers, and specialty crop producers, including fruit, vegetable, and ornamental plant growers, and maple producers, with COVID-19 related expenses and lost revenues from March 1, 2020 to December 30, 2020,
		Agriculture, Markets and Food, Department of Total		-	10,000,000	-	10,000,000	-	-	
20-082	May'20	Education, Department of	Informational RSA 21-P:43, 4:45 and 4:47 and Executive Order #2020-04	-	3,720,879	-	3,720,879	-	-	CARES Act Elementary and Secondary School Relief Funds.
		Department of Education Total		-	3,720,879	-	3,720,879	-	-	
20-152	Sept'20	Employment Security, Department of	Informational RSA 21-P:43, 4:45 and 4:47 and Executive Order #2020-04 as extended by Executive Orders 2020-05, 2020-08, 2020-09, 2020-10, 2020-14 and 2020-15	-	2,993,289	-	2,993,289	-	-	U.S. Department of Labor Employment and Training Funds resulting from the increase in unemployment claims due to COVID-19
20-153	Sept'20	Employment Security, Department of	Informational RSA 21-P:43, 4:45 and 4:47 and Executive Order #2020-04 as extended by Executive Orders 2020-05, 2020-08, 2020-09, 2020-10 and 2020-14	-	3,560,300	-	3,560,300	-	-	U.S. Department of Labor Employment and Training Funds to implement system modifications needed to administer the CARES Act unemployment assistance.
20-229	Nov'20	Employment Security, Department of	Informational RSA 21-P:43, 4:45 and 4:47 and Executive Order #2020-04 as extended by Executive Orders 2020-05, 2020-08, 2020-09, 2020-10, 2020-14, 2020-15, 2020-16, 2020-17, 2020-18 and 2020-20.	-	682,376	-	682,376	-	-	U.S. Department of Homeland Security, Deferral Emergency Management Agency for the Lost Wages Assistance Program administration costs.

FEDERAL CORONAVIRUS FUNDS
BIENNIUM ENDING JUNE 30, 2021

Item #	Meeting	Department	Chapter / RSA Reference	General	Federal	Other	Total	Positions Established		Comments
								Full-Time	Part-Time	
20-230	Nov'20	Employment Security, Department of	Informational RSA 21-P:43, 4:45 and 4:47 and Executive Order #2020-04 as extended by Executive Orders 2020-05, 2020-08, 2020-09, 2020-10, 2020-14, 2020-15, 2020-16, 2020-17, 2020-18 and 2020-20.	-	8,875,726	-	8,875,726	-	-	U.S. Department of Labor, Employment and Training Administration to cover costs resulting from the increase in unemployment claims due to COVID-19.
20-231	Nov'20	Employment Security, Department of	Informational RSA 21-P:43, 4:45 and 4:47 and Executive Order #2020-04 as extended by Executive Orders 2020-05, 2020-08, 2020-09, 2020-10, 2020-14, 2020-15, 2020-16, 2020-17, 2020-18 and 2020-20.	-	1,215,000	-	1,215,000	-	-	U.S. Department of Labor, Employment and Training Administration to assist with fraud prevention, detection and related overpayment collection efforts associated with the CSRES Act unemployment programs.
		Employment Security, Department of Total		-	17,326,691	-	17,326,691	-	-	
20-238 and 20-239	Nov'20	Governor's Office for Emergency Relief and Recovery	Informational RSA 21-P:43, RSA 4:45, RSA 4:47 and Executive Order 2020-04, as extended by Executive Orders 2020-05, 2020-08, 2020-09, 2020-10, 2020-14 and 2020-15	-	100,000,000	-	100,000,000	-	-	Authorized the Governor's Office of Emergency Relief and Recovery (GOFERR) to expend the remaining \$100,000,000 balance of the Main Street Relief Fund (MSRF) program for the New Hampshire Self Employed Livelihood Fund (SELF) program
20-240	Nov'20	Governor's Office for Emergency Relief and Recovery	Informational RSA 21-P:43, RSA 4:45, RSA 4:47 and Executive Order 2020-04, as extended by Executive Orders 2020-05, 2020-08, 2020-09, 2020-10, 2020-14 and 2020-15	-	190,355	-	190,355	-	-	To reimburse the General Court for eligible COVID-19 related expenses incurred from March 1, 2020 to June 30, 2020, from Coronavirus Aid, Relief, and Economic Security (CARES) Act funds.
20-241	Nov'20	Governor's Office for Emergency Relief and Recovery	Informational RSA 21-P:43, 4:45 and 4:47 and Executive Order #2020-04 as extended by Executive Orders 2020-05, 2020-08, 2020-09, 2020-10, 2020-14, 2020-15 and 2020-16	-	1,540,900	-	1,540,900	-	-	To transfer \$1,540,900 in CARES Act funds to the New Hampshire Judicial Branch to cover eligible COVID-19 related expenses incurred from March 1, 2020 to December 30, 2020
20-242	Nov'20	Governor's Office for Emergency Relief and Recovery	Informational RSA 21-P:43, 4:45 and 4:47 and Executive Order #2020-04 as extended by Executive Orders 2020-05, 2020-08, 2020-09, 2020-10, 2020-14, 2020-15 and 2020-16	-	1,426,960	-	1,426,960	-	-	To transfer \$1,426,960 in CARES Act funds to the New Hampshire Judicial Council to cover eligible COVID-19 related expenses incurred from March 1, 2020 to December 30, 2020
		Governor's Office for Emergency Relief and Recovery Total		-	103,158,215	-	103,158,215	-	-	
20-129	July'20	DHHS - Financial Services	Informational RSA 21-P:43, 4:45 and 4:47 and Executive Order #2020-04 as extended by Executive Orders 2020-05, 2020-08, 2020-09 and 2020-10	-	308,085	-	308,085	-	-	Families First Coronavirus Response Act (FFCRA) Temporary 6.2% increase to Medicaid Federal Match (FMAP)
20-136	July'20	DHHS - Financial Services	Informational RSA 21-P:43, 4:45 and 4:47 and Executive Order #2020-04 as extended by Executive Orders 2020-05, 2020-08, 2020-09 and 2020-10	-	-	46,875,000	46,875,000	-	-	Federal Emergency Management Agency (FEMA) in support of the COVID-19 response efforts from the Department of Safety. Includes GF transfer of \$15,625,000 as state match.
20-175	Sept'20	DHHS - Financial Services	Informational RSA 21-P:43, 4:45 and 4:47 and Executive Order #2020-04 as extended by Executive Orders 2020-05, 2020-08, 2020-09, 2020-10, 2020-14, 2020-15 and 2020-16	-	308,085	-	308,085	-	-	Additional 6.2% federal match provided under the Families First Coronavirus Response Act (FFCRA)
20-176	Sept'20	DHHS - Financial Services	Informational RSA 21-P:43, 4:45 and 4:47 and Executive Order #2020-04 as extended by Executive Orders 2020-05, 2020-08, 2020-09, 2020-10, 2020-14, 2020-15 and 2020-16	-	-	3,399,400	3,399,400	-	-	Funds from the Department of Veteran's Affairs for procurement of PPE. (Retroactive)
20-182	Sept'20	DHHS - Financial Services	Informational RSA 21-P:43, 4:45 and 4:47 and Executive Order #2020-04 as extended by Executive Orders 2020-05, 2020-08, 2020-09, 2020-10, 2020-14, 2020-15 and 2020-16	-	22,125,629	-	22,125,629	-	-	Families First Coronavirus Response Act (FFCRA) Temporary 6.2% increase to Medicaid Federal Match (FMAP)
20-187	Sept'20	DHHS - Financial Services	Informational RSA 21-P:43, 4:45 and 4:47 and Executive Order #2020-04 as extended by Executive Orders 2020-05, 2020-08, 2020-09, 2020-10, 2020-14, 2020-15 and 2020-16	-	-	22,715	22,715	-	-	Federal Emergency Management Agency (FEMA) Funds under the Crisis Counseling Immediate Services Program provided through the NH Department of Safety.
20-188	Sept'20	DHHS - Financial Services	Informational RSA 21-P:43, 4:45 and 4:47 and Executive Order #2020-04 as extended by Executive Orders 2020-05, 2020-08, 2020-09, 2020-10, 2020-14, 2020-15 and 2020-16	-	-	661,200	661,200	-	-	Reimbursement from the NH State Liquor Commission for Personal Protective Equipment (PPE) provided by the Department. (Face Masks \$30/ box of 50)

FEDERAL CORONAVIRUS FUNDS
BIENNIUM ENDING JUNE 30, 2021

Item #	Meeting	Department	Chapter / RSA Reference	General	Federal	Other	Total	Positions Established		Comments
								Full-Time	Part-Time	
20-189	Sept'20	DHHS - Financial Services	Informational RSA 21-P:43, 4:45 and 4:47 and Executive Order #2020-04 as extended by Executive Orders 2020-05, 2020-08, 2020-09, 2020-10, 2020-14, 2020-15 and 2020-16	-	-	695,400	695,400	-	-	Reimbursement from the NH State Liquor Commission for Personal Protective Equipment (PPE) provided by the Department. (Face Masks \$30/ box of 50)
20-190	Sept'20	DHHS - Financial Services	Informational RSA 21-P:43, 4:45 and 4:47 and Executive Order #2020-04 as extended by Executive Orders 2020-05, 2020-08, 2020-09, 2020-10, 2020-14, 2020-15 and 2020-16	-	-	4,150,000	4,150,000	-	-	Reimbursement from the NH Department of Military and Veteran's Affairs for Personal Protective Equipment (PPE) provided by the Department. (5,000,000 swabs @ \$.83 each)
20-191	Sept'20	DHHS - Financial Services	Informational RSA 21-P:43, 4:45 and 4:47 and Executive Order #2020-04 as extended by Executive Orders 2020-05, 2020-08, 2020-09, 2020-10, 2020-14, 2020-15 and 2020-16	-	-	8,160,000	8,160,000	-	-	Reimbursement from the NH Department of Military and Veteran's Affairs for Personal Protective Equipment (PPE) provided by the Department. (2,000,000 swabs @ \$.83 each and 1,000,000 gowns @ \$6.50 each)
20-192	Sept'20	DHHS - Financial Services	Informational RSA 21-P:43, 4:45 and 4:47 and Executive Order #2020-04 as extended by Executive Orders 2020-05, 2020-08, 2020-09, 2020-10, 2020-14, 2020-15 and 2020-16	-	-	21,900,000	21,900,000	-	-	Reimbursement from the NH Department of Military and Veteran's Affairs for Personal Protective Equipment (PPE) provided by the Department. (16,000,000 gloves @ \$.15 each and 3,000,000 gowns @ \$6.50 each)
20-195	Sept'20	DHHS - Financial Services	Informational RSA 21-P:43, 4:45 and 4:47 and Executive Order #2020-04 as extended by Executive Orders 2020-05, 2020-08, 2020-09, 2020-10, 2020-14, 2020-15 and 2020-16	-	100,000	-	100,000	-	-	CARES Act funds for the Long Term Care Ombudsman.
20-202	Oct'20	DHHS - Financial Services	Informational RSA 21-P:43, 4:45 and 4:47 and Executive Order #2020-04 as extended by Executive Orders 2020-05, 2020-08, 2020-09, 2020-10, 2020-14, 2020-15 and 2020-16	-	314,387	-	314,387	-	-	Section 6008(a) of the Families First Coronavirus Response Act (FFCRA) provides a temporary 6.2% increase in FMAP
20-236	Nov'20	DHHS - COVID Relief	Informational RSA 21-P:43, RSA 4:45, RSA 4:47 and Executive Order 2020-04, as extended by Executive Orders 2020-05, 2020-08, 2020-09, 2020-10, and 2020-14, on June 26, 2020	-	500,000	-	500,000	-	-	For DHHS to administer the NH Frontline Protective Worker Stipend program effective through December 30, 2020
		DHHS - Office of Finance Total		-	23,656,186	85,863,715	109,019,901	-	-	
20-130	July'20	DHHS - Children, Youth & Families	Informational RSA 21-P:43, 4:45 and 4:47 and Executive Order #2020-04 as extended by Executive Orders 2020-05, 2020-08, 2020-09 and 2020-10	-	138,578	-	138,578	-	-	The Coronavirus Aid, Relief, and Economic Security Act (the "CARES Act") (S.3548) (PL 116-136)
20-173	Sept'20	DHHS - Children, Youth & Families	Informational RSA 21-P:43, 4:45 and 4:47 and Executive Order #2020-04 as extended by Executive Orders 2020-05, 2020-08, 2020-09, 2020-10, 2020-14, 2020-15 and 2020-16	-	142,480	-	142,480	-	-	Family Violence Prevention and Services Grant (CARES Act)
		DHHS - Children, Youth & Families - Total		-	281,058	-	281,058	-	-	
20-131	July'20	DHHS - Economic & Housing Stability	Informational RSA 21-P:43, 4:45 and 4:47 and Executive Order #2020-04 as extended by Executive Orders 2020-05, 2020-08, 2020-09 and 2020-10	-	189,614	-	189,614	-	-	The Coronavirus Aid, Relief, and Economic Security Act (the "CARES Act") (S.3548) (PL 116-136) Housing Opportunities for Persons with AIDS
20-132	July'20	DHHS - Economic & Housing Stability	Informational RSA 21-P:43, 4:45 and 4:47 and Executive Order #2020-04 as extended by Executive Orders 2020-05, 2020-08, 2020-09 and 2020-10	-	1,372,494	-	1,372,494	-	-	The Coronavirus Aid, Relief, and Economic Security Act (the "CARES Act") (S.3548) (PL 116-136) Community Services Block Grant
20-174	Sept'20	DHHS - Economic & Housing Stability	Informational RSA 21-P:43, 4:45 and 4:47 and Executive Order #2020-04 as extended by Executive Orders 2020-05, 2020-08, 2020-09, 2020-10, 2020-14, 2020-15 and 2020-16	-	4,797,314	-	4,797,314	-	-	Emergency Solutions Grants Programs (CARES Act)
		DHHS - Economic & Housing Stability Total		-	6,359,422	-	6,359,422	-	-	
20-134	July'20	DHHS - Long Term Supports & Services	Informational RSA 21-P:43, 4:45 and 4:47 and Executive Order #2020-04 as extended by Executive Orders 2020-05, 2020-08, 2020-09 and 2020-10	-	2,351,919	-	2,351,919	-	-	Families First Coronavirus Response Act (FFCRA) Temporary 6.2% increase to Medicaid Federal Match (FMAP)
		DHHS - Long Term Supports & Services Total		-	2,351,919	-	2,351,919	-	-	
20-126	June'20	DHHS - Division of Public Health Services	Informational RSA 21-P:43, 4:45 and 4:47 and Executive Order #2020-04 as extended by Executive Orders 2020-05, 2020-08 and 2020-09	-	3,389,150	-	3,389,150	-	-	The Coronavirus Aid, Relief, and Economic Security Act (the "CARES Act") (S.3548) (PL 116-136) Epidemiology and Laboratory Capacity

FEDERAL CORONAVIRUS FUNDS
BIENNIUM ENDING JUNE 30, 2021

Item #	Meeting	Department	Chapter / RSA Reference	General	Federal	Other	Total	Positions Established		Comments
								Full-Time	Part-Time	
20-135	July'20	DHHS - Division of Public Health Services	Informational RSA 21-P:43, 4:45 and 4:47 and Executive Order #2020-04 as extended by Executive Orders 2020-05, 2020-08, 2020-09 and 2020-10	-	1,096,121	-	1,096,121	-	-	The Coronavirus Aid, Relief, and Economic Security Act (the "CARES Act") (S.3548) (PL 116-136) Small Rural Hospital Improvement Program
20-179	Sept'20	DHHS - Division of Public Health Services	Informational RSA 21-P:43, 4:45 and 4:47 and Executive Order #2020-04 as extended by Executive Orders 2020-05, 2020-08, 2020-09, 2020-10, 2020-14 and 2020-15	-	53,092,863	-	53,092,863	15	-	CARES Act Epidemiology and Laboratory Capacity.
20-204	Oct'20	DHHS - Division of Public Health Services	Informational RSA 21-P:43, 4:45 and 4:47 and Executive Order #2020-04 as extended by Executive Orders 2020-05, 2020-08, 2020-09, 2020-10, 2020-14, 2020-15, 2020-16, 2020-17 and 2020-18.	-	576,526	-	576,526	3	-	CARES Act funds for immunization and vaccines for children.
20-205	Oct'20	DHHS - Division of Public Health Services	Informational RSA 21-P:43, 4:45 and 4:47 and Executive Order #2020-04 as extended by Executive Orders 2020-05, 2020-08, 2020-09, 2020-10, 2020-14, 2020-15, 2020-16, 2020-17 and 2020-18.	-	1,231,221	-	1,231,221	-	-	CARES Act Hospital Preparedness funds.
		DHHS - Division of Public Health Services Total		-	59,385,881	-	59,385,881	18	-	
20-137	July'20	New Hampshire Hospital	Informational RSA 21-P:43, 4:45 and 4:47 and Executive Order #2020-04 as extended by Executive Orders 2020-05, 2020-08, 2020-09 and 2020-10	-	432,287	-	432,287	-	-	The Coronavirus Aid, Relief, and Economic Security Act (the "CARES Act") (S.3548) (PL 116-136)
		New Hampshire Hospital Total		-	432,287	-	432,287	-	-	
20-237	Nov'20	Military Affairs and Veterans Services, Department of	Informational RSA 21-P:43, RSA 4:45, RSA 4:47 and Executive Order #2020-04, as extended by Executive Orders 2020-05, 2020-08, 2020-09, 2020-10, 2020-14, 2020-15, 2020-16, 2020-17, 2020-18, and 2020-20	-	3,000,000	-	3,000,000	-	-	To make payments to the Traditional Veterans Services Support and Veterans Services Organization Support grantees for allowable expenditures from CARES Act Funding
		Military Affairs and Veterans Services, Total		-	3,000,000	-	3,000,000	-	-	
20-142	July'20	Safety, Department of	Informational RSA 21-P:43, 4:45 and 4:47 and Executive Order #2020-04	-	98,209	-	98,209	-	-	FEMA DR4516 COVID-19 Crisis Counseling Immediate Services Program.
20-156	Sept'20	Safety, Department of	Informational RSA 21-P:43, 4:45 and 4:47 and Executive Order #2020-04 as extended by Executive Orders 2020-05, 2020-08, 2020-09, 2020-10 and 2020-14	-	-	457,573	457,573	-	-	Sub-grant to the Division of State Police from the New Hampshire Department of Justice. To cover expenses incurred relative to COVID-19.
20-157	Sept'20	Safety, Department of	Informational RSA 21-P:43, 4:45 and 4:47 and Executive Order #2020-04 as extended by Executive Orders 2020-05, 2020-08, 2020-09, 2020-10 and 2020-14	-	12,000,000	-	12,000,000	-	-	Federal Emergency Management funds for DR4516 COVID-19
20-159	Sept'20	Safety, Department of	Informational RSA 21-P:43, 4:45 and 4:47 and Executive Order #2020-04 as extended by Executive Orders 2020-05, 2020-08, 2020-09, 2020-10, 2020-14 and 2020-15	-	995,872	-	995,872	-	-	Federal Emergency Management Performance Grant Program COVID-19 supplemental funds.
20-223	Nov'20	Safety, Department of	Informational RSA 21-P:43, 4:45 and 4:47 and Executive Order #2020-04 as extended by Executive Orders 2020-05, 2020-08, 2020-09, 2020-10, 2020-14, 2020-15, 2020-16, 2020-17 and 2020-18.	-	212,845	-	212,845	-	-	Federal Emergency Management Agency funds for DR4516 COVID-19 Crisis Counseling Program
21-014	Jan'21	Safety, Department of	Informational RSA 21-P:43, 4:45 and 4:47 and Executive Order #2020-04 as extended by Executive Orders 2020-05, 2020-08, 2020-09, 2020-10, 2020-14, 2020-15, 2020-16, 2020-17, 2020-18 and 2020-20.	-	10,000,000	-	10,000,000	-	-	Federal Emergency Management Agency (FEMA) for DR4516 COVID-19
		Safety, Department of Total		-	23,306,926	457,573	23,764,499	-	-	
20-171	Sept'20	Office of Strategic Initiatives	Informational RSA 21-P:43, 4:45 and 4:47 and Executive Order #2020-04 as extended by Executive Orders 2020-05, 2020-08, 2020-09, 2020-10, 2020-14, 2020-15 and 2020-16	-	13,907,239	-	13,907,239	-	-	Federal CARES Act funds to improve broadband infrastructure. Funds contracted with various entities to do the work.
21-021	Jan'21	Office of Strategic Initiatives	Informational RSA 21-P:43, RSA 4:45, RSA 4:47, and Executive Order 2020-04 as extended by Executive Orders 2020-05, 2020-08, 2020-09, 2020-10, 2020-14, 2020-15, 2020-16, 2020-17, 2020-18, 2020-20, 2020-21, 2020-23, and 2020-24	-	6,768,870	-	6,768,870	-	-	(CARES) Act funding supplement the annual fuel assistance grant award and will be available to fuel assistance clients,

FEDERAL CORONAVIRUS FUNDS
BIENNIUM ENDING JUNE 30, 2021

Item #	Meeting	Department	Chapter / RSA Reference	General	Federal	Other	Total	Positions Established		Comments
								Full-Time	Part-Time	
21-022	Jan'21	Office of Strategic Initiatives	Informational RSA 21-P:43, RSA 4:45, RSA 4:47, and Executive Order 2020-04 as extended by Executive Orders 2020-05, 2020-08, 2020-09, 2020-10, 2020-14, 2020-15, 2020-16, 2020-17, 2020-18, 2020-20, 2020-21, 2020-23, and 2020-24	-	81,181		81,181	-	-	(CARES ACT) to improve broadband infrastructure.
		Office of Strategic Initiatives Total		-	13,907,239	-	13,907,239	-	-	
20-095	May'20	Transportation, Department of	Informational RSA 21-P:43, 4:45 and 4:47 and Executive Order #2020-04	-	15,057,470	-	15,057,470	-	-	CARES Act Public Transportation
20-193	Sept'20	Transportation, Department of	Informational RSA 21-P:43, 4:45 and 4:47 and Executive Order #2020-04 as extended by Executive Orders 2020-05, 2020-08, 2020-09, 2020-10, 2020-14, 2020-15 and 2020-16	-	121,180	-	121,180	-	-	CARES Act administered by the Federal Aviation Administration (FAA) to cover 10% of an Airport Improvement Program project at the Manchester-Boston Regional Airport. Terminal-parking garage connector fire alarm system.
20-194	Sept'20	Transportation, Department of	Informational RSA 21-P:43, 4:45 and 4:47 and Executive Order #2020-04 as extended by Executive Orders 2020-05, 2020-08, 2020-09, 2020-10, 2020-14, 2020-15 and 2020-16	-	129,740	-	129,740	-	-	CARES Act administered by the Federal Aviation Administration (FAA) to cover 10% of an Airport Improvement Program project at the Manchester-Boston Regional Airport. Replacement of two main escalators.
		Transportation, Department of Total		-	15,308,390	-	15,308,390	-	-	
		FY 2021 Total		-	289,045,144	86,321,288	375,366,432	18	-	

STATE OF NEW HAMPSHIRE

**COMPREHENSIVE
ANNUAL
FINANCIAL REPORT**

For the Fiscal Year Ended

June 30, 2020



Prepared by the Department of Administrative Services

Charles M. Arlinghaus, Commissioner

Division of Accounting Services

Dana M. Call, Comptroller

Sheri L. Rockburn, Deputy Comptroller

and the Bureau of Financial Reporting

Karen J. Burke, Administrator

Catherine L. Bogan

Marc A. Sandella

This document and related information can be accessed at http://das.nh.gov/accounting_reports.asp

Department of Administrative Services
General Fund & Education Trust Fund FY 2018, 2019 & 2020
(\$ in millions)

	FY 2018	FY 2019			FY 2020		
	Total	General	Education	Total	General	Education	Total
Undesignated Fund Balance, July 1		\$ 74.4	\$ 21.4	\$ 95.8	\$ 192.5	\$ 16.4	\$ 208.9
Unrestricted Revenue	2,577.2	1,622.0	1,022.6	2,644.6	1,525.4	994.8	2,520.2
Total Additions	2,577.2	1,622.0	1,022.6	2,644.6	1,525.4	994.8	2,520.2
Deductions:							
Appropriations Net of Estimated Revenues	(2,494.7)	(1,573.2)	(950.4)	(2,523.6)	(1,777.0)	(1,084.7)	(2,861.7)
Additional Appropriations	(65.9)	(76.5)	(14.6)	(91.1)	(13.8)	(0.4)	(14.2)
Less Lapses	94.8	144.9	2.4	147.3	102.7		102.7
Total Net Appropriations	(2,465.8)	(1,504.8)	(962.6)	(2,467.4)	(1,688.1)	(1,085.1)	(2,773.2)
GAAP and Other Adjustments	1.0	9.7	(2.5)	7.2	(8.7)	2.6	(6.1)
Current Year Balance	112.4	126.9	57.5	184.4	(171.4)	(87.7)	(259.1)
Fund Balance Transfers (To)/From							
Rainy Day	(10.0)	(5.3)		(5.3)	(0.2)		(0.2)
Highway Fund					(4.0)		(4.0)
Fish and Game Fund							
Public School Infrastructure Fund	(6.6)	(3.5)		(3.5)			
Education Trust Fund					(68.1)	68.1	
Designated for Education Aid, June 30			62.5			62.5	62.5
Undesignated Fund Balance, June 30	95.8	192.5	16.4	271.4	(51.2)	(3.2)	(54.4)
Reserved for Rainy Day Account	110.0	115.3		115.3	115.5		115.5
Total Fund Balance	\$ 205.8	\$ 307.8	\$ 78.9	\$ 386.7	\$ 64.3	\$ 59.3	\$ 123.6

Highway Fund

The Highway Fund ended fiscal year 2020 with an operating surplus of approximately \$35.9 million as compared to the fiscal year 2019 balance of \$40.6 million. The fiscal year 2020 beginning surplus was \$68.0 million, \$4.3 million higher than the beginning balance assumed in the adopted budget for the 2020-2021 biennium. The actual Highway Fund fiscal 2020 revenues of \$224.8 million were \$6.8 million lower than those budgeted for fiscal year 2020, and \$1.8 million lower than actual revenues received in the fiscal year 2019. While revenue collections were lower than Plan due to the impact of the pandemic and the temporary shut down of portions of the state's economy, offsetting this were positive variances in appropriation lapses, which came in \$27.1 million higher than assumed in the budget. Fiscal year 2020 appropriations of \$263.5 million were \$6.0 million higher than those assumed in the fiscal 2020 budget. In addition, the budget for fiscal year 2020 included a \$4.0 million transfer of surplus from the general fund to the highway fund, in anticipation of funding needs throughout the '20-21 biennium.

As the majority of fund balance within the Highway Fund is categorized as restricted, the surplus amount is embedded within restricted fund balance. Additional information on the Highway Fund can be found on page 149.

Fish & Game Fund

The Fish and Game Fund ended fiscal year 2020 with an operating surplus of approximately \$6.0 million as compared to the fiscal year 2019 balance of \$2.8 million. The actual Fish and Game Fund revenues and other credits for fiscal 2020 of \$15.9 million were \$2.0 million higher than the fiscal year 2019 total of \$13.9 million. Appropriations were \$14.1 million and lapses were \$1.3 million, \$0.1 million more than was assumed in the budget, contributing to the positive variance in surplus. The Fish and Game surplus balance is embedded within assigned fund balance within the Fish and Game fund. Additional information regarding the Fish and Game fund can be found on page 150.

Unrestricted Net Position

At the Government-Wide Level, the State's Governmental Activities unrestricted net position is less than the unrestricted liabilities which results in a deficit of Unrestricted Net Position. Since fiscal year 2009 (on a restated basis), the State's net position has changed from an unrestricted positive balance to an unrestricted deficit balance. The deficit balance as of June 30, 2020 was (\$2,937.8) million, a negative variance of \$147.2 million as compared to the deficit balance as of June 30, 2019 of (\$2,790.6) million. As discussed in previous years, the significant deficit balance is primarily a result of the fiscal year 2018 implementation of GASBS No. 75, *Accounting and Financial Reporting for Postemployment Benefits Other than Pensions*, which required Other Post Employment Benefit (OPEB) payables to be reported on the Statement of Net Position. The deficit unrestricted net position is primarily the result of the following: 1) \$1,703.2 million of OPEB payables outstanding as of June 30, 2020 (see Note 11) 2) \$897.8 million of Net Pension Liabilities outstanding as of June 30, 2020 (see Note 11) 3) Long-Term debt issued by the State for component unit capital purposes, \$104.0 million outstanding principal balance as of June 30, 2020 (\$91.7 million USNH and \$12.3 million CCSNH), that did not result in a Governmental Activities' capital asset (assets are recorded on the balance sheets of USNH and CCSNH), and 4) school building aid long term debt which was bonded between 2009-2011 with a remaining principal balance of approximately \$52.5 million that did not result in a State capital asset.

**STATE OF NEW HAMPSHIRE
SCHEDULE OF UNRESTRICTED REVENUE - GAAP BASIS
GENERAL FUND
FOR THE LAST TEN YEARS
(Expressed in Thousands)**

	Fiscal Year Ended June 30									
	2020	2019	2018	2017	2016	2015	2014	2013	2012	2011
Beer Tax	\$ 13,176	\$ 12,836	\$ 12,828	\$ 12,678	\$ 12,850	\$ 12,299	\$ 12,656	\$ 12,689	\$ 12,885	\$ 12,900
Board and Care Revenue								26,439	24,487	22,519
Business Profits Tax	364,228	377,984	393,370	317,412	352,788	282,351	271,707	267,062	256,552	248,537
Business Enterprise Tax	45,755	96,819	87,849	83,588	91,304	71,898	73,009	78,293	68,459	63,003
Estate and Legacy Tax				7	29	8	43	(60)	7	92
Insurance Tax	133,956	135,069	115,019	121,865	123,448	114,621	95,028	95,405	84,990	84,902
Securities Revenue	41,629	42,617	43,364	44,598	43,703	42,534	40,612	38,137	37,591	37,025
Interest and Dividends Tax	125,678	114,680	105,826	94,287	89,265	96,861	79,811	92,974	83,536	76,597
Liquor	131,768	133,461	136,374	141,063	139,851	138,522	135,889	132,338	127,590	125,718
Meals and Rentals Tax	306,778	340,060	322,476	306,184	292,774	272,682	254,033	241,169	231,776	228,898
Dog Racing										329
Horse Racing										1,005
Gambling Winning Tax										3,188
Games of Chance										1,136
Real Estate Transfer Tax	105,633	101,952	99,433	94,497	89,665	78,784	67,093	62,322	52,792	53,987
Tax	39,783	41,177	43,448	47,087	52,449	57,308	59,281	57,350	79,320	76,500
Tobacco Tax	127,754	119,749	124,508	128,178	132,395	128,734	130,274	126,233	136,094	129,849
Tobacco Settlement	2,599	4,597	5,912	2,608	1,479	1,917	2,279	23,249	2,510	1,692
Utilities Tax	(3)	3,310	5,940	5,901	5,932	6,039	6,147	6,104	5,929	5,955
Courts Fines and Fees	12,336	13,164	12,956	13,673	13,473	13,375	13,637	12,898	13,853	13,737
Other:										
Corporate Returns	686	846	667	646	665	675	710	683	575	754
Registrations										2,157
Corporate Filing Fees	2,960	3,158	2,904	3,092	3,272	3,237	2,899	2,937	3,056	3,251
Interest on Surplus Funds	5,433	9,909	4,801	1,684	781	140	270	59	(41)	10
Costs	11,001	12,692	11,816	10,006	12,906	9,497	10,390	8,915	9,836	10,800
Miscellaneous	51,113	53,532	62,084	65,266	60,710	59,529	61,835	71,016	63,682	59,444
Subtotal	1,522,263	1,617,612	1,591,575	1,494,320	1,519,739	1,391,011	1,317,603	1,356,212	1,295,479	1,263,985
Net Medicaid Enhancement Revenues (MER)								69,082	74,832	93,440
Recoveries	3,132	4,390	4,098	8,870	9,061	6,662	4,739	11,324	6,309	27,758
Subtotal	1,525,395	1,622,002	1,595,673	1,503,190	1,528,800	1,397,673	1,322,342	1,436,618	1,376,620	1,385,183
Total Unrestricted Revenue	\$ 1,525,395	\$ 1,622,002	\$ 1,595,673	\$ 1,503,190	\$ 1,528,800	\$ 1,397,673	\$ 1,322,342	\$ 1,436,618	\$ 1,376,620	\$ 1,385,183

STATE OF NEW HAMPSHIRE
SCHEDULE OF STATUTORY UNASSIGNED - OTHER FUND BALANCE
GENERAL FUND
FOR THE LAST TEN YEARS
(Expressed in Thousands)

	Fiscal Year Ended June 30									
	2020	2019	2018	2017	2016	2015	2014	2013	2012	2011
Balance, July 1 (Budgetary Method)	\$272,207	\$ 157,091	\$ 159,581	\$ 218,442	\$ 192,511	\$ 165,501	\$ 214,070	\$ 183,904	\$ 210,884	\$ 112,355
Additions:										
Unrestricted Revenue	1,515,662	1,630,890	1,595,673	1,503,190	1,528,800	1,397,673	1,322,342	1,436,618	1,376,620	1,385,183
Transfers In	1,255			1,158	783	760	2,589	793	1,952	38,333
Other Credits	25,756	1,434	1,717	441					145	975
Total Additions	1,542,673	1,632,324	1,597,390	1,504,789	1,529,583	1,398,433	1,324,931	1,437,411	1,378,717	1,424,491
Deductions:										
Appropriations Net of Estimated Revenues:										
General Government	328,508	300,270	288,841	302,735	275,201	272,577	259,245	257,703	261,384	282,297
Administration of Justice and Public Protection	336,188	296,072	284,605	277,029	255,233	222,846	217,101	210,595	211,009	221,054
Resource Protection and Development	55,498	39,276	38,085	37,452	32,980	31,444	18,055	27,246	29,693	33,118
Transportation	3,481	11,495	21,085	37,824	975	976	1,077	919	917	1,071
Health and Social Services	885,889	782,849	745,993	686,866	641,842	586,310	606,356	660,317	660,712	691,787
Education	181,309	219,759	218,964	216,933	217,476	211,330	203,609	168,691	156,406	193,707
Total Appropriations Net of Estimated Revenues	1,790,873	1,649,721	1,597,573	1,558,839	1,423,707	1,325,483	1,305,443	1,325,471	1,320,121	1,423,034
Less: Lapses	(102,696)	(144,928)	(93,449)	(47,568)	(39,844)	(67,711)	(54,424)	(59,312)	(39,463)	(97,154)
Net Appropriations	1,688,177	1,504,793	1,504,124	1,511,271	1,383,863	1,257,772	1,251,019	1,266,159	1,280,658	1,325,880
Transfers to Other Funds	69,676		85,756	45,422	79,213	100,502	122,102	140,134	124,281	50
Other Debits		7,298			576	135	379	952	758	32
Designation or Reserve Accounts	227	5,117	10,000	6,957	40,000	13,014				
Total Deductions	1,758,080	1,517,208	1,599,880	1,563,650	1,503,652	1,371,423	1,373,500	1,407,245	1,405,697	1,325,962
Balance, June 30 (Budgetary Method)	56,800	272,207	157,091	159,581	218,442	192,511	165,501	214,070	183,904	210,884
Adjustments:										
Receivables	51,171	72,357	75,380	79,327	72,870	81,816	67,887	20,832	17,701	71,238
Accounts Payable and Accrued Liabilities	(168,870)	(143,158)	(158,076)	(153,152)	(174,771)	(146,699)	(109,457)	(41,401)	(47,685)	(140,427)
Unrestricted Revenue Adjustments	9,733	(8,888)								
Additional Transfers (to) from other Funds/Accounts				(32,660)						
Total Adjustments	(107,966)	(79,689)	(82,696)	(106,485)	(101,901)	(64,883)	(41,570)	(20,569)	(29,984)	(69,189)
Year-End Transfer to/from the Education Trust Fund				(53,096)	(28,052)	(78,628)	(102,041)	(121,324)	(140,084)	(124,023)
Balance, June 30 (GAAP)	\$ (51,166)	\$ 192,518	\$ 74,395		\$ 88,489	\$ 49,000	\$ 21,890	\$ 72,177	\$ 13,836	\$ 17,672

Note: Beginning fiscal year 2011, the fund balance categories were reclassified as a result of implementing GASB Statement 54. Fund balance has not been restated for prior years.

**STATE OF NEW HAMPSHIRE
SCHEDULE OF STATUTORY FUND BALANCE
EDUCATION TRUST FUND
FOR THE LAST TEN YEARS
(Expressed in Thousands)**

	Fiscal Year Ended June 30									
	2020	2019	2018	2017	2016	2015	2014	2013	2012	2011
Balance July 1	78,959	21,433								
Additions										
Unrestricted Revenue										
Statewide Property Tax (2)	363,246	363,100	363,149	363,432	363,138	363,353	363,599	363,675	363,121	363,647
Utility Property Tax	43,296	39,519	45,166	41,755	43,256	41,044	35,771	33,249	33,067	32,319
BPT Increase	86,600	95,482	88,858	68,397	74,167	61,076	58,442	56,692	55,309	49,264
BET Increase	213,156	235,317	211,035	168,402	181,032	146,338	146,471	149,718	135,815	129,401
Meals & Rentals	8,590	9,997	9,207	8,557	8,525	8,546	7,697	7,232	7,559	6,643
Real Estate Tax Increase	52,806	50,870	49,726	47,198	44,877	38,799	33,700	31,099	29,196	27,975
Tobacco Tax Increase	86,206	82,731	87,077	90,472	94,658	92,575	89,753	79,631	78,843	96,805
Tobacco Settlement	40,000	40,000	40,000	40,000	40,000	40,000	40,000	40,000	40,000	40,000
Transfers from Lottery	99,790	105,606	87,279	76,120	79,185	77,277	75,414	77,708	70,263	63,460
Other	1,079									
Total Revenue	994,769	1,022,622	981,497	904,333	928,838	869,008	850,847	839,004	813,173	809,514
Other Credits (debits)	2,533	(2,512)	1,573							
Total Additions	997,302	1,020,110	983,070	904,333	928,838	869,008	850,847	839,004	813,173	809,514
Deductions										
Appropriations										
Adequate Education Grant (1)	599,496	548,982	563,972	570,584	570,121	572,711	572,465	577,792	578,204	482,725
Adequate Education Grant (2)	363,246	363,100	363,149	363,432	363,138	363,353	363,599	363,675	363,121	363,647
Total Grants	962,742	912,082	927,121	934,016	933,259	936,064	936,064	941,467	941,325	846,372
DRA-Property Tax Relief	1,750	1,850	1,850	2,150	2,150	2,900	2,887	2,706	1,246	3,300
DOE-Charter Schools	41,776	36,435	34,079	36,993	21,891	22,177	18,905	11,085	5,185	6,407
DOE-Special Education Aid	30,800									
DOE-Building Aid	38,500									
DOE-Tuition & Transportation	9,000									
DOE-Consultants	500									
DOE-Kindergarten		14,642						1,952	1,952	3,678
DOE-Fiscal Disparity Grants								5,026	4,266	51,187
DOE-Education Transition Aid										43,491
Total Appropriations	1,085,068	965,009	963,050	973,159	957,300	961,141	957,856	962,236	953,974	954,435
Less Lapses		(2,425)	(1,413)	(15,730)	(410)	(13,505)	(4,968)	(2,272)	(717)	(20,898)
Net Appropriations	1,085,068	962,584	961,637	957,429	956,890	947,636	952,888	959,964	953,257	933,537
Current Year Balance End of Year	(87,766)	57,526	21,433	(53,096)	(28,052)	(78,628)	(102,041)	(120,960)	(140,084)	(124,023)
Transfers From(To)										
General Fund	68,100			53,096	28,052	78,628	102,041	120,960	140,084	124,023
Balance, June 30	59,293	78,959	21,433							

(1) State Education Grant Disbursed by State

(2) State Education Grant Retained Locally by Cities & Towns

Note: Beginning fiscal year 2011, the fund balance categories were reclassified as a result of implementing GASB Statement 54. Fund balance has not been restated for prior years.

**STATE OF NEW HAMPSHIRE
SCHEDULE OF STATUTORY FUND BALANCE
HIGHWAY FUND
FOR THE LAST TEN YEARS
(Expressed in Thousands)**

	Fiscal Year Ended June 30									
	2020	2019	2018	2017	2016	2015	2014	2013	2012	2011
Balance (Deficit) July 1 (Budgetary Method)	\$ 421,856	\$ 464,930	\$ 521,084	\$ 545,585	\$ 338,578	\$ 350,618	\$ 360,926	\$ 347,198	\$ 205,152	\$ 271,881
Additions:										
Unrestricted Revenue:										
Gasoline Tax	117,840	127,644	125,838	124,478	123,791	125,849	124,670	123,337	123,168	124,967
Motor Vehicle Fees	102,800	97,992	97,665	96,009	91,645	117,129	113,831	113,428	112,234	132,132
Other	200	644	171	439	745	14,624	15,805	48,453	48,431	43,116
Total Unrestricted Revenue	220,840	226,280	223,674	220,926	216,181	257,602	254,306	285,218	283,833	300,215
Bonds/Notes Authorized and Unissued (1)					200,000				250,000	
Other Credits	4,000	316		14,500	750	2,722	2,800			
Total Additions	224,840	226,596	223,674	235,426	416,931	260,324	257,106	285,218	533,833	300,215
Deductions:										
Appropriations Net of Estimated Revenues	263,520	252,902	249,199	244,441	220,963	290,822	279,788	281,626	404,476	394,544
Less: Appropriation Adjustment ***										3,265
Less: Lapses	(41,142)	(23,464)	(25,896)	(24,993)	(22,979)	(20,621)	(14,488)	(17,051)	(15,674)	(32,859)
Net Appropriations	222,378	229,438	223,303	219,448	197,984	270,201	265,300	264,575	388,802	364,950
Bonds/Notes Authorized and Unissued (1)	33,776	38,384	54,769	38,303	9,685					
Other Debits	6,662	1,848	1,756	2,176	2,255	2,163	2,114	6,915	2,985	1,994
Total Deductions	262,816	269,670	279,828	259,927	209,924	272,364	267,414	271,490	391,787	366,944
Balance, June 30 (Budgetary Method)	383,880	421,856	464,930	521,084	545,585	338,578	350,618	360,926	347,198	205,152
Adjustments:										
Receivables	983	3,206	629	3,180		1,628	2,612	3,300	1,340	2,588
Bonds/Notes Authorized and Unissued	(320,088)	(353,864)	(392,248)	(447,017)	(485,320)	(295,005)	(295,005)	(295,005)	(295,005)	(160,000)
Accounts Payable and										
Accrued Liabilities	(28,861)	(30,630)	(29,083)	(28,830)	(24,865)	(29,004)	(25,042)	(22,882)	(18,741)	(27,407)
Total Adjustments	(347,966)	(381,288)	(420,702)	(472,667)	(510,185)	(322,381)	(317,435)	(314,587)	(312,406)	(184,819)
Balance, June 30	\$ 35,914	\$ 40,568	\$ 44,228	\$ 48,417	\$ 35,400	\$ 16,197	\$ 33,183	\$ 46,339	\$ 34,792	\$ 20,333

*** Adjustments where net appropriations for the Consolidated Federal Account is (reduced) increased and transferred to Undesignated Surplus

1) Borrowing Authority per Ch 17, Laws of 2014, and as amended by Ch 276:210 and 276:211, Laws of 2015 (FY 2016); and Ch 228-A:2 for federal highway grant anticipation bonds (Garvee Bonds) as modified by Ch 231:13 Laws of 2010 (FY 2012 and 2010)

Note: Beginning fiscal year 2011, the fund balance categories were reclassified as a result of implementing GASB Statement 54. Fund balance has not been restated for prior years.

**STATE OF NEW HAMPSHIRE
SCHEDULE OF STATUTORY FUND BALANCE
FISH AND GAME FUND
FOR THE LAST TEN YEARS
(Expressed in Thousands)**

	Fiscal Year Ended June 30									
	2020	2019	2018	2017	2016	2015	2014	2013	2012	2011
Balance, July 1 (Budgetary Method)	\$ 4,477	\$ 3,906	\$ 2,898	\$ 2,326	\$ 1,541	\$ 2,187	\$ 2,352	\$ 3,203	\$ 4,238	\$ 5,031
Additions:										
Unrestricted Revenue	15,938	11,668	11,857	11,624	11,475	10,029	10,594	10,327	10,111	10,087
Other Credits		2,243	2,017	1,943	2,139	2,400	2,147	1,213	1,543	1,512
Total Additions	15,938	13,911	13,874	13,567	13,614	12,429	12,741	11,540	11,654	11,599
Deductions:										
Appropriations Net of Estimated Revenues	14,069	14,915	14,076	14,742	14,223	14,195	13,709	13,739	13,377	13,677
Less: Lapses	(1,304)	(1,575)	(1,210)	(1,747)	(1,394)	(1,120)	(803)	(1,523)	(792)	(1,389)
Net Appropriations	12,765	13,340	12,866	12,995	12,829	13,075	12,906	12,216	12,585	12,288
Other Debits	3							175	104	104
Total Deductions	12,768	13,340	12,866	12,995	12,829	13,075	12,906	12,391	12,689	12,392
Current Year Balance		571	1,008	572	785	(646)	(165)	(851)	(1,035)	(793)
Balance, June 30 (Budgetary Method)	7,647	4,477	3,906	2,898	2,326	1,541	2,187	2,352	3,203	4,238
Adjustments:										
Receivables	13	20	12	23	9	46	67	215	290	389
Accounts Payable and Accrued Liabilities	(1,617)	(1,682)	(1,251)	(1,169)	(1,261)	(1,186)	(1,019)	(942)	(1,260)	(1,808)
Total Adjustments	(1,604)	(1,662)	(1,239)	(1,146)	(1,252)	(1,140)	(952)	(727)	(970)	(1,419)
Balance, June 30	\$ 6,043	\$ 2,815	\$ 2,667	\$ 1,752	\$ 1,074	\$ 401	\$ 1,235	\$ 1,625	\$ 2,233	\$ 2,819

Note: Beginning fiscal year 2011, the fund balance categories were reclassified as a result of implementing GASB Statement 54. Fund balance has not been restated for prior years.

**STATE OF NEW HAMPSHIRE
SCHEDULE OF STATE EMPLOYEES BY FUNCTION
LAST TEN FISCAL YEARS**

(Includes all active employees eligible payment at June 30th and does not include vacant positions)

Full-Time Employees	2020	2019	2018	2017	2016	2015	2014	2013	2012	2011
General Government										
Department of Information Technology	328	322	325	326	300	304	318	327	326	337
Department of Administrative Services	278	292	292	271	277	278	283	276	281	304
Department of Revenue Administration	141	141	142	133	136	128	138	117	118	165
Legislative Services	131	123	129	128	128	127	125	126	130	136
All other	205	222	204	304	315	278	218	270	213	234
Administration of Justice and Public Protection										
Department of Safety	1,044	1,086	1,075	1,048	1,022	1,014	1,015	992	1,011	1,026
Department of Corrections	791	790	777	771	770	800	766	782	792	810
Judicial Branch	593	591	584	570	539	532	531	531	526	595
Department of Employment Security	234	223	230	238	251	269	272	276	283	374
Liquor Commission	324	325	329	316	308	306	301	310	286	286
Adjutant General	131	127	119	125	112	113	115	123	123	113
All other	454	435	448	445	439	450	449	434	440	471
Resource Protection and Development										
Department of Environmental Services	421	419	418	342	333	367	427	421	413	429
Department of Natural and Cultural Resources	470	600	574	211	221	205	205	202	205	187
Fish and Game	173	177	173	174	175	182	179	179	182	185
All other	63	65	60	5	5	5	6	7	6	6
Transportation										
Department of Transportation	1,456	1,549	1,567	1,546	1,540	1,500	1,493	1,537	1,560	1,632
Health and Social Services										
Department of Health and Human Services:										
New Hampshire Hospital	524	530	517	521	527	543	549	538	534	627
Office of Commissioner	429	375	379	356	366	351	307	303	565	564
Division of Children and Youth*							1		347	347
Human Services*	767	728	723	706	685	685	714	712		
Division of Transitional Assistance	388	400	406	417	409	429	419	380	332	334
New Hampshire Veteran's Home	288	298	317	327	329	324	308	320	325	319
Division of Juvenile Justice Services*							5	4	258	260
Office of Health Management	248	248	235	229	220	220	225	230	241	226
All other	336	390	402	397	398	422	449	454	399	407
Education										
Department of Education	231	229	229	244	247	235	234	243	250	256
All other	82	79	78	78	75	60	59	60	71	85
State Total	10,530	10,764	10,732	10,228	10,127	10,127	10,111	10,154	10,217	10,715
Part-Time and Temporary Employees										
General Government	924	956	909	910	902	807	780	794	720	708
Administration of Justice and Public Protection	4,256	4,126	4,118	4,145	4,203	4,260	4,358	4,197	4,206	3,915
Resource Protection and Development	526	663	753	1,138	1,201	1,696	1,559	1,932	1,790	1,477
Transportation	175	207	201	228	271	297	315	287	331	422
Health and Social Services	287	312	310	284	328	520	579	512	533	511
Education	26	23	27	37	39	49	52	45	70	72
State Total	6,194	6,287	6,318	6,742	6,944	7,629	7,643	7,767	7,650	7,105
Grand Total:	16,724	17,051	17,050	16,970	17,071	17,756	17,754	17,921	17,867	17,820

Source: The Department of Administrative Services, Division of Accounting Services.

* SFY 13 and 14 Changes are due to new agencies being created and reorganization as part of FY14 budget

ALL FUNDS - ALL DEPARTMENTS

DEPARTMENT	FY 2020	FY 2021	FY 2022			FY 2023		
	Actual	Adj Auth	Efficiency Budget	Addl Prioritized Needs	Agency Request	Efficiency Budget	Addl Prioritized Needs	Agency Request
00002-EXECUTIVE DEPT	33,949,691	35,706,306	38,761,835	57,838	38,819,673	39,622,236	58,001	39,680,237
00003-INFORMATION TECHNOLOGY DEPT	90,991,565	102,010,125	100,012,462	11,503,790	111,516,252	101,796,257	9,587,925	111,384,182
00004-LEGISLATIVE BRANCH	17,353,177	20,489,844	20,489,844	0	20,489,844	20,489,844	0	20,489,844
00005-EXECUTIVE COUNCIL	242,914	261,331	255,357	2,019	257,376	267,509	2,017	269,526
00014-ADMINISTRATIVE SERVICES DEPT	127,972,522	148,185,623	126,184,967	8,533,705	134,718,672	133,327,673	8,598,865	141,926,538
00021-PROF LICENSURE & CERT OFFICE	11,659,466	15,161,724	12,117,792	974,462	13,092,254	11,624,767	833,095	12,457,862
00032-STATE DEPT	11,046,225	10,596,487	10,738,924	111	10,739,035	11,175,608	83	11,175,691
00038-TREASURY DEPT	220,794,328	199,417,554	194,623,496	33,242,252	227,865,748	191,051,636	38,245,667	229,297,303
00059-RETIREMENT SYSTEM	9,963,347	12,289,637	12,307,489	0	12,307,489	12,148,522	0	12,148,522
00084-REVENUE ADMINISTRATION DEPT	19,361,622	22,923,052	19,982,486	1,083,483	21,065,969	20,724,324	1,145,108	21,869,432
00089-TAX AND LAND APPEALS BOARD	957,128	978,101	991,500	37,717	1,029,217	1,022,396	37,598	1,059,994
00097-DEVELOPMENT DISABILITIES CNCL	620,018	684,607	647,336	2,604	649,940	656,540	2,601	659,141
01 - GENERAL GOVERNMENT	544,912,003	568,704,391	537,113,488	55,437,981	592,551,469	543,907,312	58,510,960	602,418,272
00007-JUDICIAL COUNCIL	31,994,633	31,764,114	31,731,473	880,834	32,612,307	31,746,606	865,674	32,612,280
00010-JUDICIAL BRANCH	91,475,005	98,904,299	103,332,129	0	103,332,129	107,592,556	0	107,592,556
00012-MILITARY AFFRS & VET SVCS DEPT	24,791,366	36,190,408	37,054,036	626,379	37,680,415	37,781,072	720,370	38,501,442
00018-AGRICULT, MARKETS & FOOD DEPT	5,274,730	7,118,757	6,566,878	208,227	6,775,105	6,746,106	199,559	6,945,665
00020-JUSTICE DEPT	35,060,041	43,372,928	38,603,631	2,180,030	40,783,661	39,617,604	2,194,521	41,812,125
00023-SAFETY DEPT	174,207,073	193,503,499	205,363,781	3,966,550	209,330,331	212,608,657	3,011,162	215,619,819
00024-INSURANCE DEPT	10,573,155	12,915,578	12,806,356	57,234	12,863,590	13,338,395	55,092	13,393,487
00026-LABOR DEPT	8,665,971	10,652,044	9,568,499	654,877	10,223,376	9,970,368	664,020	10,634,388
00027-EMPLOYMENT SECURITY DEPT	35,047,890	39,753,745	48,692,908	413,553	49,106,461	50,163,706	406,388	50,570,094
00046-CORRECTIONS DEPT	133,643,274	142,894,623	147,487,223	1,643,388	149,130,611	154,057,575	1,654,083	155,711,658
00072-BANKING DEPT	5,571,102	6,646,153	6,432,819	15,036	6,447,855	6,751,332	14,287	6,765,619
00073-PUBLIC EMPLOYEE LABOR REL BRD	467,163	486,117	493,752	1,155	494,907	510,022	1,153	511,175
00077-LIQUOR COMMISSION	70,785,911	77,695,064	77,426,635	1,533,718	78,960,353	79,805,241	2,560,431	82,365,672
00081-PUBLIC UTILITIES COMMISSION	30,855,735	29,964,921	35,053,232	381,330	35,434,562	35,488,264	358,057	35,846,321
02 - ADMIN OF JUSTICE AND PUBLIC PRTN	658,413,049	731,862,250	760,613,352	12,562,311	773,175,663	786,177,504	12,704,797	798,882,301
00013-PEASE DEVELOPMENT AUTHORITY	582,742	819,660	847,355	0	847,355	882,458	0	882,458
00022-BUS & ECON AFFAIRS DEPT	21,514,574	26,732,977	25,731,104	6,093,998	31,825,102	26,069,906	6,192,776	32,262,682
00035-NATURAL & CULTURAL RESRCS DEPT	44,520,920	54,517,518	56,610,367	525,839	57,136,206	57,890,202	519,666	58,409,868
00044-ENVIRONMENTAL SERVICES DEPT	208,247,823	240,029,103	254,327,062	2,899,233	257,226,295	257,841,091	2,299,199	260,140,290
00075-FISH AND GAME DEPT	30,202,116	33,715,892	33,883,013	0	33,883,013	35,196,475	0	35,196,475
03 - RESOURCE PROTECT & DEVELOPMT	305,068,175	355,815,150	371,398,901	9,519,070	380,917,971	377,880,132	9,011,641	386,891,773
00096-TRANSPORTATION DEPT	606,363,163	697,615,314	668,006,811	20,887,559	688,894,370	673,541,322	22,273,741	695,815,063
04 - TRANSPORTATION	606,363,163	697,615,314	668,006,811	20,887,559	688,894,370	673,541,322	22,273,741	695,815,063
00043-VETERANS HOME	31,789,094	39,028,883	39,163,720	58,570	39,222,290	41,254,166	56,141	41,310,307
00095-HEALTH AND HUMAN SVCS DEPT	2,594,613,812	2,897,779,394	2,940,614,974	101,350,514	3,041,965,488	3,025,546,166	72,431,705	3,097,977,871
05 - HEALTH AND SOCIAL SERVICES	2,626,402,906	2,936,808,277	2,979,778,694	101,409,084	3,081,187,778	3,066,800,332	72,487,846	3,139,288,178

ALL FUNDS - ALL DEPARTMENTS

DEPARTMENT	FY 2020	FY 2021	FY 2022			FY 2023		
	Actual	Adj Auth	Efficiency Budget	Addl Prioritized Needs	Agency Request	Efficiency Budget	Addl Prioritized Needs	Agency Request
00050-UNIVERSITY SYSTEM OF NH	94,500,000	88,500,000	88,500,000	0	88,500,000	88,500,000	0	88,500,000
00056-EDUCATION DEPT	1,287,558,390	1,397,276,002	1,363,883,890	2,174,399	1,366,058,289	1,343,834,873	2,168,816	1,346,003,689
00058-COMMUNITY COLLEGE SYSTEM OF NH	57,255,000	55,360,000	60,671,365	2,460,000	63,131,365	64,852,357	0	64,852,357
00083-LOTTERY COMMISSION	9,264,525	12,446,004	12,077,461	224,661	12,302,122	12,523,901	223,363	12,747,264
00087-POLICE STDS & TRAINING COUNCIL	2,848,676	3,501,749	3,697,259	8,609	3,705,868	3,863,247	8,100	3,871,347
06 - EDUCATION	1,451,426,591	1,557,083,755	1,528,829,975	4,867,669	1,533,697,644	1,513,574,378	2,400,279	1,515,974,657
STATE TOTAL	6,192,585,887	6,847,889,137	6,845,741,221	204,683,674	7,050,424,895	6,961,880,980	177,389,264	7,139,270,244

ALL FUNDS - DEPARTMENTS WITH MULTIPLE AGENCIES

DEPARTMENT - AGENCY	FY 2020	FY 2021	FY 2022			FY 2023		
	Actual	Adj Auth	Efficiency Budget	Addl Prioritized Needs	Agency Request	Efficiency Budget	Addl Prioritized Needs	Agency Request
00014-014-ADMINISTRATIVE SERVICES DEPT	127,598,555	147,634,248	125,532,944	8,368,934	133,901,878	132,659,209	8,405,195	141,064,404
00014-088-OFFICE OF THE CHILD ADVOCATE	373,967	551,375	652,023	164,771	816,794	668,464	193,670	862,134
00032-030-BOXING & WRESTLING COMMISSION	1,162	7,362	7,177	0	7,177	7,178	0	7,178
00032-032-STATE DEPT	11,045,063	10,589,125	10,731,747	111	10,731,858	11,168,430	83	11,168,513
00038-037-COMMUNITY DEV FINANCE AUTH	1,196,000	196,000	200,000	0	200,000	200,000	0	200,000
00038-038-TREASURY DEPT	219,598,328	199,221,554	194,423,496	33,242,252	227,665,748	190,851,636	38,245,667	229,097,303
01 - GENERAL GOVERNMENT	359,813,075	358,199,664	331,547,387	41,776,068	373,323,455	335,554,917	46,844,615	382,399,532
00020-020-JUSTICE DEPT	34,362,555	42,442,981	37,705,819	1,994,183	39,700,002	38,669,252	2,000,923	40,670,175
00020-076-Human Rights Commission	697,486	929,947	897,812	185,847	1,083,659	948,352	193,598	1,141,950
02 - ADMIN OF JUSTICE AND PUBLIC PRTN	35,060,041	43,372,928	38,603,631	2,180,030	40,783,661	39,617,604	2,194,521	41,812,125
00095-042-HHS: HUMAN SERVICES DIV	207,166,619	230,565,044	195,391,569	14,511,450	209,903,019	202,062,458	14,586,450	216,648,908
00095-045-HHS: HUMAN SERVICES-DEHS	106,558,577	120,955,689	112,255,512	2,797,204	115,052,716	114,564,400	2,057,702	116,622,102
00095-047-HHS: OFC MEDICAID SERVICES	1,104,434,172	1,229,802,916	1,280,369,152	58,435,160	1,338,804,312	1,301,304,882	31,307,968	1,332,612,850
00095-048-HHS: DLTSS-ELDERLY&ADULT SVCS	457,503,379	490,778,219	483,110,373	5,945,648	489,056,021	483,571,090	5,945,648	489,516,738
00095-049-HHS: COMM-BASED CARE SVCS DIV	2,017,392	0	0	0	0	0	0	0
00095-090-HHS: PUBLIC HEALTH DIV	91,077,992	118,175,649	113,712,969	1,498,364	115,211,333	116,105,089	1,499,922	117,605,011
00095-091-HHS: GLENCLIFF HOME	16,197,470	16,740,674	16,936,510	570,510	17,507,020	17,701,910	543,924	18,245,834
00095-092-HHS: BEHAVIORAL HEALTH DIV	74,929,314	91,253,047	114,158,261	1,822,698	115,980,959	114,213,195	1,870,732	116,083,927
00095-093-HHS: DLTSS-DEVELOPMENTAL SVCS	338,582,750	396,899,807	406,439,369	0	406,439,369	448,062,477	0	448,062,477
00095-094-HHS: NH HOSPITAL	73,623,947	86,536,983	98,831,174	5,206,879	104,038,053	104,317,858	5,584,592	109,902,450
00095-095-HHS: COMMISSIONER'S OFFICE	122,522,200	116,071,366	119,410,085	10,562,601	129,972,686	123,642,807	9,034,767	132,677,574
05 - HEALTH AND SOCIAL SERVICES	2,594,613,812	2,897,779,394	2,940,614,974	101,350,514	3,041,965,488	3,025,546,166	72,431,705	3,097,977,871

GENERAL FUNDS ONLY - ALL DEPARTMENTS

DEPARTMENT	FY 2020	FY 2021	FY 2022			FY 2023		
	Actual	Adj Auth	Efficiency Budget	Addl Prioritized Needs	Agency Request	Efficiency Budget	Addl Prioritized Needs	Agency Request
00002-EXECUTIVE DEPT	3,215,403	3,445,211	3,229,368	52,723	3,282,091	3,346,772	52,906	3,399,678
00003-INFORMATION TECHNOLOGY DEPT	77,898	0	0	0	0	0	0	0
00004-LEGISLATIVE BRANCH	16,709,129	19,818,470	19,818,470	0	19,818,470	19,818,470	0	19,818,470
00005-EXECUTIVE COUNCIL	242,914	261,331	255,357	2,019	257,376	267,509	2,017	269,526
00014-ADMINISTRATIVE SERVICES DEPT	54,904,498	63,804,454	52,395,405	3,485,380	55,880,785	55,979,448	3,596,067	59,575,515
00032-STATE DEPT	1,986,570	2,434,131	2,378,234	0	2,378,234	2,485,471	0	2,485,471
00038-TREASURY DEPT	182,430,687	161,012,024	160,832,957	33,237,246	194,070,203	158,404,821	38,240,009	196,644,830
00084-REVENUE ADMINISTRATION DEPT	18,645,974	20,542,781	18,552,215	1,083,483	19,635,698	19,294,053	1,145,108	20,439,161
00089-TAX AND LAND APPEALS BOARD	859,613	880,290	892,352	33,945	926,297	920,159	33,838	953,997
01 - GENERAL GOVERNMENT	279,072,686	272,198,692	258,354,358	37,894,796	296,249,154	260,516,703	43,069,945	303,586,648
00007-JUDICIAL COUNCIL	31,994,633	31,764,114	31,731,473	880,834	32,612,307	31,746,606	865,674	32,612,280
00010-JUDICIAL BRANCH	85,936,031	92,535,363	97,269,880	0	97,269,880	101,511,195	0	101,511,195
00012-MILITARY AFFRS & VET SVCS DEPT	4,503,191	5,357,830	4,822,048	381,047	5,203,095	5,002,102	462,134	5,464,236
00018-AGRICULT, MARKETS & FOOD DEPT	3,198,768	3,559,616	2,898,712	160,675	3,059,387	3,013,507	152,007	3,165,514
00020-JUSTICE DEPT	13,211,809	13,354,360	12,726,103	1,384,609	14,110,712	13,210,288	1,406,417	14,616,705
00023-SAFETY DEPT	43,050,746	48,073,867	44,168,923	1,907,153	46,076,076	46,305,657	1,178,792	47,484,449
00046-CORRECTIONS DEPT	129,430,501	138,367,350	141,033,876	1,643,388	142,677,264	147,499,901	1,654,083	149,153,984
00073-PUBLIC EMPLOYEE LABOR REL BRD	465,603	484,117	492,182	1,125	493,307	508,454	1,121	509,575
00081-PUBLIC UTILITIES COMMISSION	254,521	286,035	135,285	0	135,285	144,969	0	144,969
02 - ADMIN OF JUSTICE AND PUBLIC PRTN	312,045,803	333,782,652	335,278,482	6,358,831	341,637,313	348,942,679	5,720,228	354,662,907
00022-BUS & ECON AFFAIRS DEPT	12,712,787	16,244,123	14,458,832	6,086,386	20,545,218	14,738,991	6,185,446	20,924,437
00035-NATURAL & CULTURAL RESRCS DEPT	8,636,987	8,423,846	7,158,605	415,697	7,574,302	7,480,607	414,032	7,894,639
00044-ENVIRONMENTAL SERVICES DEPT	20,829,641	26,094,986	22,937,742	2,899,233	25,836,975	22,859,567	2,299,199	25,158,766
00075-FISH AND GAME DEPT	1,576,019	1,851,932	600,259	0	600,259	651,786	0	651,786
03 - RESOURCE PROTECT & DEVELOPMT	43,755,434	52,614,887	45,155,438	9,401,316	54,556,754	45,730,951	8,898,677	54,629,628
00096-TRANSPORTATION DEPT	1,296,288	1,439,578	1,423,638	83,367	1,507,005	1,477,009	89,626	1,566,635
04 - TRANSPORTATION	1,296,288	1,439,578	1,423,638	83,367	1,507,005	1,477,009	89,626	1,566,635
00043-VETERANS HOME	17,060,364	18,405,094	18,190,401	58,570	18,248,971	19,039,743	56,141	19,095,884
00095-HEALTH AND HUMAN SVCS DEPT	694,934,442	863,668,174	897,592,163	59,982,471	957,574,634	938,301,408	46,764,017	985,065,425
05 - HEALTH AND SOCIAL SERVICES	711,994,806	882,073,268	915,782,564	60,041,041	975,823,605	957,341,151	46,820,158	1,004,161,309
00050-UNIVERSITY SYSTEM OF NH	94,500,000	88,500,000	88,500,000	0	88,500,000	88,500,000	0	88,500,000
00056-EDUCATION DEPT	23,423,851	27,544,467	25,193,638	2,040,048	27,233,686	25,779,246	2,038,836	27,818,082
00058-COMMUNITY COLLEGE SYSTEM OF NH	57,255,000	55,360,000	60,671,365	2,460,000	63,131,365	64,852,357	0	64,852,357
00087-POLICE STDS & TRAINING COUNCIL	2,848,676	3,501,749	3,697,259	8,609	3,705,868	3,863,247	8,100	3,871,347
06 - EDUCATION	178,027,527	174,906,216	178,062,262	4,508,657	182,570,919	182,994,850	2,046,936	185,041,786
STATE TOTAL	1,526,192,544	1,717,015,293	1,734,056,742	118,288,008	1,852,344,750	1,797,003,343	106,645,570	1,903,648,913

GENERAL FUNDS ONLY - DEPARTMENTS WITH MULTIPLE AGENCIES

DEPARTMENT - AGENCY	FY 2020	FY 2021	FY 2022			FY 2023		
	Actual	Adj Auth	Efficiency Budget	Addl Prioritized Needs	Agency Request	Efficiency Budget	Addl Prioritized Needs	Agency Request
00014-014-ADMINISTRATIVE SERVICES DEPT	54,530,531	63,253,079	51,743,382	3,320,609	55,063,991	55,310,984	3,402,397	58,713,381
00014-088-OFFICE OF THE CHILD ADVOCATE	373,967	551,375	652,023	164,771	816,794	668,464	193,670	862,134
00032-030-BOXING & WRESTLING COMMISSION	1,162	7,362	7,177	0	7,177	7,178	0	7,178
00032-032-STATE DEPT	1,985,408	2,426,769	2,371,057	0	2,371,057	2,478,293	0	2,478,293
00038-037-COMMUNITY DEV FINANCE AUTH	1,196,000	196,000	200,000	0	200,000	200,000	0	200,000
00038-038-TREASURY DEPT	181,234,687	160,816,024	160,632,957	33,237,246	193,870,203	158,204,821	38,240,009	196,444,830
01 - GENERAL GOVERNMENT	239,321,755	227,250,609	215,606,596	36,722,626	252,329,222	216,869,740	41,836,076	258,705,816
00020-020-JUSTICE DEPT	12,678,192	12,540,613	11,960,291	1,198,762	13,159,053	12,393,936	1,212,819	13,606,755
00020-076-Human Rights Commission	533,617	813,747	765,812	185,847	951,659	816,352	193,598	1,009,950
02 - ADMIN OF JUSTICE AND PUBLIC PRNTN	13,211,809	13,354,360	12,726,103	1,384,609	14,110,712	13,210,288	1,406,417	14,616,705
00095-042-HHS: HUMAN SERVICES DIV	104,545,457	126,688,841	113,306,267	14,499,075	127,805,342	117,780,644	14,574,075	132,354,719
00095-045-HHS: HUMAN SERVICES-DEHS	49,964,072	53,577,933	53,436,311	1,821,088	55,257,399	54,436,906	1,047,406	55,484,312
00095-047-HHS: OFC MEDICAID SERVICES	196,164,438	257,051,587	302,019,260	29,840,879	331,860,139	310,295,191	17,936,376	328,231,567
00095-048-HHS: DLTSS-ELDERLY&ADULT SVCS	36,361,857	45,952,886	27,134,257	0	27,134,257	27,492,785	0	27,492,785
00095-090-HHS: PUBLIC HEALTH DIV	17,388,341	18,396,632	19,628,514	1,498,364	21,126,878	20,381,327	1,499,922	21,881,249
00095-091-HHS: GLENCLIFF HOME	7,916,421	8,417,574	8,158,694	258,275	8,416,969	8,459,885	228,212	8,688,097
00095-092-HHS: BEHAVIORAL HEALTH DIV	24,800,264	49,345,680	51,575,898	1,822,698	53,398,596	51,566,373	1,870,732	53,437,105
00095-093-HHS: DLTSS-DEVELOPMENTAL SVCS	169,276,345	201,232,365	207,927,693	0	207,927,693	228,746,985	0	228,746,985
00095-094-HHS: NH HOSPITAL	32,854,790	38,795,089	45,790,680	2,938,288	48,728,968	48,194,366	3,149,938	51,344,304
00095-095-HHS: COMMISSIONER'S OFFICE	55,662,457	64,209,587	68,614,589	7,303,804	75,918,393	70,946,946	6,457,356	77,404,302
05 - HEALTH AND SOCIAL SERVICES	694,934,442	863,668,174	897,592,163	59,982,471	957,574,634	938,301,408	46,764,017	985,065,425