


New Hampshire State Fiscal Recovery Fund Program Obligations

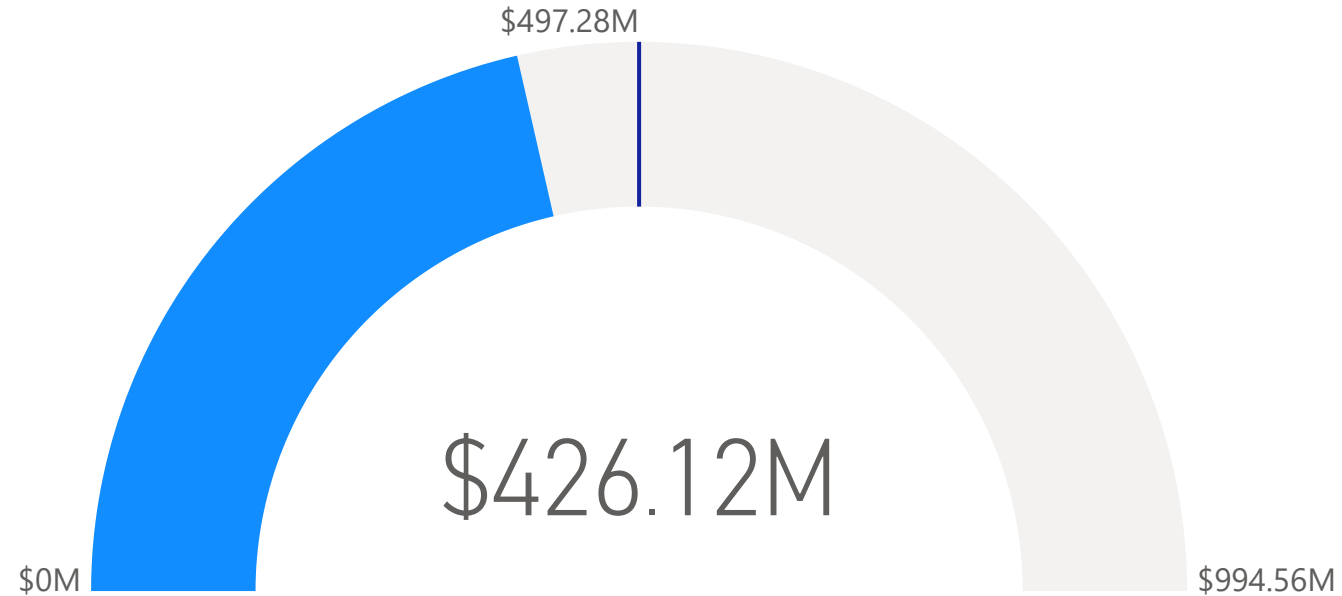
Approved Fiscal Items

As of 3.15.2022

GOFERR ARPA HANDOUTS



Total Amount Approved



The American Rescue Plan Act (ARPA) awarded \$994.56 million in State Fiscal Recovery Funds (SFRF) to New Hampshire. The state received the first half (\$497.28 million) in May 2021 and will receive the second half this year. This funding must be spent in accordance with rules defined by the US Department of Treasury. The state has until December 31, 2024 to obligate all SFRF funds – formally approve their spending on certain programs – and until December 31, 2026 to expend all SFRF funds.

The State has authorized over \$426 million through the Joint Legislative Fiscal Committee and Governor & Executive Council for use in a wide range of ARPA SFRF eligible programs, projects, and expenditures. An overview of those authorizations is provided on the next page, including more detailed summaries in Appendix 1 and 2.

Fiscal Item Overview - By General Category

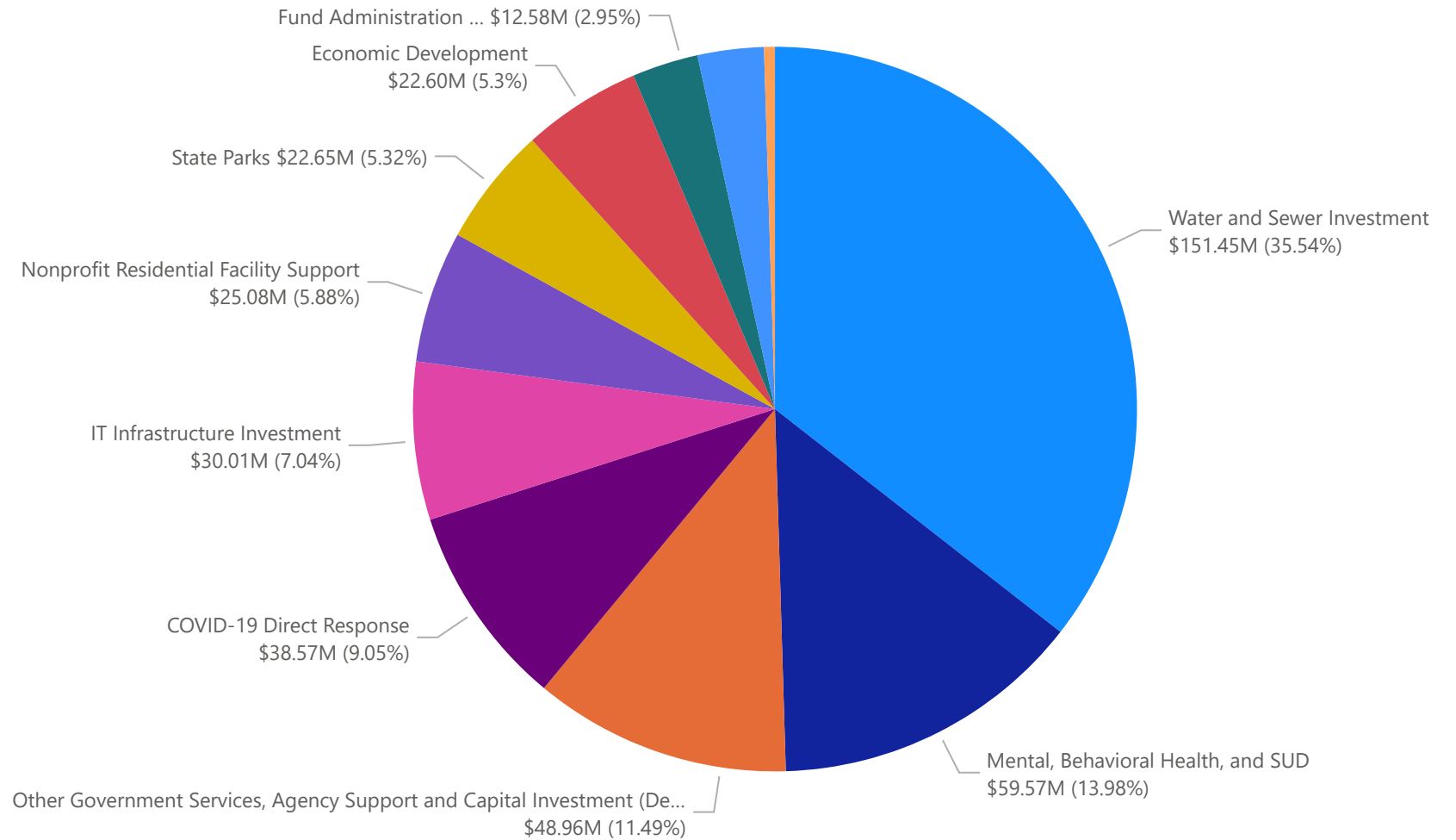


This overview includes only SFRF funded programs. Other federally funded programs, including Coronavirus Relief Fund programs, the Emergency Housing and Payment Assistance Program, the Capital Projects Fund, the Homeowners Assistance Fund, and future programs funded by the Infrastructure Investment and Jobs Act are excluded from this analysis.

Amount of Funds Approved by General Category

General Category

- Water and Sewer Investment
- Mental, Behavioral Health, and SUD
- Other Government Services, Agency Support and Capital In...
- COVID-19 Direct Response
- IT Infrastructure Investment
- Nonprofit Residential Facility Support
- State Parks
- Economic Development
- Fund Administration Costs
- City and Town Support - \$12.58M (2.95%)
- Judicial Branch Support - \$2.07M (0.48%)



Appendix 1 - General Category Overview



General Category	Category Summary	Amount ▼
Water and Sewer Investment	\$151.5 million was approved to spend on initiatives that improve wastewater and drinking water, support PFAS remediation, and more	\$151,450,064
Mental, Behavioral Health, and SUD	\$59.6 million was approved to spend on 10 separate initiatives to invest in capital and personnel costs for various psychiatric facilities and broader programming to support recovery efforts	\$59,574,565
Other Government Services, Agency Support and Capital Investment (Deferred Maintenance)	\$49 million was approved to spend on 16 separate initiatives to support general government administrative services such as permit reviews, capital investments in government offices and government research	\$48,959,461
COVID-19 Direct Response	\$38.6 million was approved to spend on 7 separate initiatives to invest into nursing facilities, rehabilitation facilities, emergency operation centers and emergency services	\$38,572,799
IT Infrastructure Investment	\$30 million was approved to spend on initiatives to bolster cybersecurity for the healthcare sector	\$30,007,187
Nonprofit Residential Facility Support	\$25.1 million was approved to spend on initiatives to improve youth residential treatment facilities	\$25,075,050
State Parks	\$22.7 million was approved to spend on state park infrastructure	\$22,654,407
Economic Development	\$22.6 million was approved to invest in 15 separate programs spanning 4 categories of economic development: workforce development, healthcare workforce investment, tourism & hospitality and workforce housing	\$22,598,994
Fund Administration Costs	\$12.6 million was approved to spend on 3 fund administration programs to assist with the distribution of ARPA money	\$12,580,632
City and Town Support	\$12.6 million was approved to spend on programs to allow cities and towns to purchase emergency equipment	\$12,580,068
Judicial Branch Support	\$2.1 million was approved to spend on initiatives to support the Judicial Council with indigent caseloads	\$2,066,000
Total		\$426,119,227



Appendix 2 - Allocations Within Each General Category

General Category	General Category Description	Fiscal Item	Amount
Water & Sewer Investment	Public Water Grants	FIS 21-313	\$75,000,000
Water & Sewer Investment	Improving drinking water & waste water supply/infrastructure	FIS 21-138	\$50,000,000
Water & Sewer Investment	PFAS Remediation Grants	FIS 21-313	\$25,000,000
Water & Sewer Investment	Rehabilitation of the Portsmouth Main Wharf	FIS 21-351	\$1,450,064
Total			\$151,450,064

Appendix 2 - Allocations Within Each General Category



General Category	General Category Description	Fiscal Item	Amount ▼
Mental, Behavioral Health, and SUD	Hampstead Hospital Purchase	FIS 21-314 FIS 22-083	\$16,880,505
Mental, Behavioral Health, and SUD	Consolidated Behavioral Health Hospital	FIS 22-015	\$15,015,000
Mental, Behavioral Health, and SUD	Capital and personnel investments into various psychiatric care facilities	FIS 21-139	\$13,137,051
Mental, Behavioral Health, and SUD	Capital and personnel investments into various psychiatric care facilities	FIS 21-140	\$7,993,260
Mental, Behavioral Health, and SUD	Investments into Multi-Tiered System of Support for Behavioral (MTSS-B) and Student Assistance Programs (SAP)	FIS 21-354	\$2,752,750
Mental, Behavioral Health, and SUD	Early childhood prevention and treatment for behavioral health	FIS 21-355	\$1,601,600
Mental, Behavioral Health, and SUD	Recovery Friendly Workplace Services	FIS 21-282	\$1,003,500
Mental, Behavioral Health, and SUD	Support for Youth Services	FIS 21-389	\$846,805
Mental, Behavioral Health, and SUD	Choose Love Bus Tour	FIS 21-204	\$207,708
Mental, Behavioral Health, and SUD	Dual Diagnosis Capability in Addiction Program	FIS 21-392	\$136,386
Total			\$59,574,565

Appendix 2 - Allocations Within Each General Category




General Category	General Category Description	Fiscal Item	Amount ▼
Other Government Services, Agency Support and Capital Investment (Deferred Maintenance)	Air filtration & maintenance - courthouses	FIS 21-135	\$24,807,100
Other Government Services, Agency Support and Capital Investment (Deferred Maintenance)	Upgrading the offender management system (OMS)	FIS 22-033	\$7,156,500
Other Government Services, Agency Support and Capital Investment (Deferred Maintenance)	Subgranting into the Crime-Victims Fund	FIS 21-252	\$5,000,000
Other Government Services, Agency Support and Capital Investment (Deferred Maintenance)	Bureau of Family Assistance Call Center Support	FIS 21-169	\$2,219,102
Other Government Services, Agency Support and Capital Investment (Deferred Maintenance)	Air handlers & ductwork - prisons	FIS 21-137	\$2,146,950
Other Government Services, Agency Support and Capital Investment (Deferred Maintenance)	Ventilation improvement - firearm range/training facility	FIS 21-144	\$1,458,825
Other Government Services, Agency Support and Capital Investment (Deferred Maintenance)	Temporary staff for criminal investigation	FIS 21-142	\$1,429,178
Other Government Services, Agency Support and Capital Investment (Deferred Maintenance)	Replacing antiquated fiber optic cabling with modem fiber armored cabling at the New Hampshire State Prison for Men	FIS 22-034	\$1,321,200
Other Government Services, Agency Support and Capital Investment (Deferred Maintenance)	Support for NH Broadband Connectivity Program	FIS 21-136	\$659,734
Other Government Services, Agency Support and Capital Investment (Deferred Maintenance)	Additional support for permit reviews	FIS 21-197	\$560,290
Other Government Services, Agency Support and Capital Investment (Deferred Maintenance)	National Guard to provide emergent staffing needs at the NH Department of Corrections	FIS 22-038	\$539,490
Other Government Services, Agency Support and Capital Investment (Deferred Maintenance)	State Agency recruitment support	FIS 22-081	\$526,208
Other Government Services, Agency Support and Capital Investment (Deferred Maintenance)	Medicaid Care Management improvements	FIS 22-014	\$500,500
Other Government Services, Agency Support and Capital Investment (Deferred Maintenance)	Wage enhancement for Licensed Nursing Assistants (LNAs) at Glencliff Home (GH)	FIS 22-084	\$300,300
Other Government Services, Agency Support and Capital Investment (Deferred Maintenance)	Clean Energy Study	FIS 21-196	\$250,000
Other Government Services, Agency Support and Capital Investment (Deferred Maintenance)	Privacy impact assessment on the Department of Health and Human Services Immunization Information System	FIS 22-036	\$84,084
Total			\$48,959,461



Appendix 2 - Allocations Within Each General Category

General Category	General Category Description	Fiscal Item	Amount ▼
COVID-19 Direct Response	Investments into nursing facilities, rehabilitation facilities, and long-term residential care facilities	FIS 21-363	\$20,462,940
COVID-19 Direct Response	Distribution of At-Home COVID (PCR) tests	FIS 22-043	\$12,012,000
COVID-19 Direct Response	First-Responder recruitment and facility improvements	FIS 21-350	\$2,738,541
COVID-19 Direct Response	DHHS Hampstead Strike Team investment	FIS 22-042	\$2,226,201
COVID-19 Direct Response	Emergency and infrastructure response and support – school threat assessments	FIS 21-145	\$921,230
COVID-19 Direct Response	Emergency response investment – technology	FIS 21-202	\$150,000
COVID-19 Direct Response	Emergency response investment – equipment	FIS 21-201	\$61,887
Total			\$38,572,799

Appendix 2 - Allocations Within Each General Category




General Category	General Category Description	Fiscal Item	Amount
IT Infrastructure Investment	Cybersecurity investments in healthcare	FIS 21-141	\$30,007,187
Nonprofit Residential Facility Support	Youth Residential Facility Grant Program	FIS 21-283	\$25,075,050
State Parks	State Parks Infrastructure Investment	FIS 21-143	\$22,654,407

Appendix 2 - Allocations Within Each General Category



General Category	General Category Description	Fiscal Item	Amount ▼
Economic Development - Healthcare Workforce Investment	State Loan Repayment Program (SLRP)	FIS 21-243	\$5,000,000
Economic Development - Workforce Development	CDL Improvement and Training Program	FIS 21-311	\$3,192,099
Economic Development - Tourism & Hospitality	Local Restaurant Infrastructure Investment	FIS 21-356	\$3,068,250
Economic Development - Workforce Development	CCSNH Technology Program Enhancements	FIS 21-146	\$2,550,000
Economic Development - Tourism & Hospitality	Subgrants to assist with relaxed COVID restrictions	FIS 21-168	\$2,000,000
Economic Development - Workforce Development	Recruitment/Retainment Bonus Program	FIS 21-306	\$1,023,000
Economic Development - Tourism & Hospitality	The Save Our Granite Stages (SOGS) Fund	FIS 22-082	\$1,011,000
Economic Development - Workforce Development	Workforce recruitment & outreach	FIS 21-199	\$1,003,503
Economic Development - Workforce Housing	Regional Housing Needs Assessment	FIS 21-198	\$1,001,000
Economic Development - Healthcare Workforce Investment	LNA Education Program	FIS 21-391	\$785,385
Economic Development - Workforce Housing	Housing Needs Administration Program	FIS 21-203	\$505,505
Economic Development - Workforce Development	Commercial Drivers Licensing & Marketing	FIS 21-312	\$503,003
Economic Development - Workforce Development	Student Mentoring Program	FIS 21-393	\$400,644
Economic Development - Workforce Development	Career Pathways Program	FIS 21-080	\$345,395
Economic Development - Tourism & Hospitality	Collaborative Economic Development Regions	FIS 21-200	\$210,210
Total			\$22,598,994



Appendix 2 - Allocations Within Each General Category

General Category	General Category Description	Fiscal Item	Amount
Fund Administration Costs	Administering, auditing, and reporting on COVID-19 federal relief funds	FIS 21-172	\$7,707,236
Fund Administration Costs	Guidehouse State and NEU Consulting Services	FIS 21-146	\$3,646,000
Fund Administration Costs	Public Works Department expansion	FIS 21-207	\$1,227,396
Total			\$12,580,632

Appendix 2 - Allocations Within Each General Category



General Category	General Category Description	Fiscal Item	Amount
City and Town Support	Emergency Equipment Purchase Grant Program	FIS 21-281	\$12,580,068
Judicial Branch Support	Judicial Services Support	FIS 21-307	\$2,066,000

Vacancy Rates for State of NH – January 31, 2022¹

FY 22 FUNDED Authorized Positions Only

Position Type	# Vacant Positions	Total # Positions	Vacancy Rate (Change from Dec 30, 2021)
Classified Full-time	1,876	10,601	17.7% (+0.2%)
Full-time Temp Lasting ≥ 6 months	191	400	47.7% (-9.5%)
Unclassified Full-time	69	427	16.2% (-1.7%)
Sum of Above	2,136	11,428	18.7% (-0.2%)

¹ Report run on 1/31/2022 for 1/31/2022. Report reflects data contained in NH FIRST on the date the report is generated; results of future analyses may differ due to data changes made after the date of this analysis.

Total and Vacant Full-Time Classified Funded Positions

As of: January 31, 2022 (Run on January 31, 2022)²

AGENCY	Total Positions	Total Vacant Positions	Vacancy Rate	Vacant 30 days or less	Vacant 31-60 days	Vacant 61-90 days	Vacant 91-240 days	Vacant >240 days
ADJUDICATIVE COMMISSIONERS-PUC	8	4	50%	0	1	0	1	2
ADMINISTRATIVE SERVICES DEPT	319	64	20%	1	8	3	36	16
AGRICULT, MARKETS & FOOD DEPT	38	4	11%	1	0	1	1	1
BANKING DEPT	45	5	11%	0	1	0	3	1
BUS & ECON AFFAIRS DEPT	73	12	16%	4	2	0	5	1
CONSERVATION LAND STWDSHP	2	0	0%	0	0	0	0	0
CONSUMER ADVOCATE	4	0	0%	0	0	0	0	0
CORRECTIONS DEPT	960	238	25%	15	51	14	75	83
DEVELOPMENT DISABILITIES CNCL	3	0	0%	0	0	0	0	0
EDUCATION DEPT	309	80	26%	4	9	3	40	24
EMPLOYMENT SECURITY DEPT	310	45	15%	3	6	6	18	12
ENERGY DEPT	71	24	34%	3	3	3	9	6
ENVIRONMENTAL SERVICES DEPT	499	74	15%	8	13	7	26	20
EXECUTIVE DEPT	6	2	33%	0	1	0	0	1
FISH AND GAME DEPT	189	15	8%	1	2	2	6	4
HHS: BEHAVIORAL HEALTH DIV	53	12	23%	0	1	2	7	2
HHS: COMMISSIONER'S OFFICE	475	78	16%	5	9	9	32	23
HHS: DEVELOPMENTAL SVCS DIV	49	17	35%	0	1	0	5	11
HHS: ELDERLY & ADULT SVCS DIV	84	3	4%	1	0	0	0	2
HHS: GLENCLIFF HOME	167	54	32%	2	1	3	31	17
HHS: HUMAN SERVICES DIV	892	132	15%	9	16	13	47	47
HHS: MEDICAID & BUS POLICY OFC	30	12	40%	0	2	0	6	4
HHS: NH HOSPITAL	716	186	26%	9	12	23	74	68
HHS: PUBLIC HEALTH DIV	335	68	20%	5	13	13	11	26
HHS: TRANSITIONAL ASSIST DIV	448	62	14%	6	15	11	4	26
HOUSING APPEAL BOARD	2	1	50%	0	0	0	0	1
HUMAN RIGHTS COMMISSION	9	1	11%	0	0	0	1	0
INFORMATION TECHNOLOGY DEPT	355	55	15%	3	7	5	30	10
INSURANCE DEPT	69	9	13%	3	1	1	2	2
JUDICIAL COUNCIL	2	0	0%	0	0	0	0	0
JUSTICE DEPT	66	12	18%	1	2	4	4	1
LABOR DEPT	81	19	23%	2	2	2	9	4
LIQUOR COMMISSION	340	28	8%	6	7	7	6	2
LOTTERY COMMISSION	80	15	19%	4	3	1	5	2
MILITARY AFFRS & VET SVCS DEPT	160	64	40%	1	4	18	27	14
NATURAL & CULT RESOURCES DEPT	237	42	18%	0	4	7	23	8
NH STATE COMM ON AGING	1	0	0%	0	0	0	0	0
OFFICE OF CHILD ADVOCATE	5	1	20%	0	0	0	0	1
PEASE DEVELOPMENT AUTHORITY	5	0	0%	0	0	0	0	0
POLICE STDS & TRAINING COUNCIL	22	3	14%	0	1	0	0	2
PROF LICENSURE & CERT OFFICE	93	10	11%	1	4	4	0	1
PUBLIC EMPLOYEE LABOR REL BRD	4	1	25%	0	0	0	0	1
PUBLIC UTILITIES COMMISSION	1	1	100%	0	0	0	0	1
REVENUE ADMINISTRATION DEPT	121	23	19%	3	2	4	8	6
SAFETY DEPT	1,149	176	15%	25	29	23	48	51
STATE DEPT	69	15	22%	0	0	2	10	3
TAX AND LAND APPEALS BOARD	4	2	50%	1	0	0	1	0
TRANSPORTATION DEPT	1,642	268	16%	13	33	42	110	70
TREASURY DEPT	18	4	22%	1	1	0	1	1
VETERANS HOME	381	126	33%	4	7	5	91	19
Grand Total	11,001	2,067	19%	145	274	238	813	597
				7%	13%	12%	39%	29%

² Report reflects data contained in NH FIRST on the date the report is generated; results of future analyses may differ due to data changes made after the date of this analysis.