

DNCR Capital Budget Presentation
Sarah Stewart, Commissioner
May 11, 2021

Good morning. It is an honor to be before you today to present the Department of Natural and Cultural Resources Capital Budget request for the 2022-2023 biennium.

This is just the second time DNCR has presented a budget - as it only became a Department in July of 2017 when Governor Sununu took advantage of an opportunity to leverage connections by merging Parks and Recreation and Forests and Lands with the State Library, Historical Resources and the NH State Council on the Arts.

These five divisions share a mission to protect, preserve, promote and manage the State's natural and cultural resources, supporting New Hampshire's high quality of life and strengthening the experiences of our residents and guests. The current COVID-19 pandemic has only reinforced the public's engagement with the great outdoors, longing for community connections and overall appreciation for cultural experiences. One illustration of this boom of support is our online donation button on the State Parks website. During the 2019 calendar year Parks received \$20,554 from online donations. So far in the 2020 calendar year Parks has received over \$84,000 in online donations!

We are very enthusiastic about the \$4,433,000 dollars allocated to DNCR in the HB 25. While this is about \$3M dollars less than the last biennium, the capital investments shown on the "12 Year Summary" in your packet have allowed us to focus on much of our priorities as part of our effort to stay in step with the ongoing need for improvements in our infrastructure that we are responsible to maintain.

Safety is a top priority throughout our agency and for that reason we have placed our Radio Communications Network Replacement at the top of our Capital Budget needs. Our state-wide radio network has reached the end of its life. A reliable radio system is necessary for critical life-safety communications for this department and our public safety partners. We come to you with the full support of the Department of Safety who proposed this integration solution that will allow

us to replace our entire out-of-date system, instead of only half, and will save the state money by integrating into DOS' recently installed state-wide radio system and by sharing resources. The strong partnership between DNCR and DOS benefits all Granite Staters by ensuring strong inter-agency communication.

Next on our list is the Mount Washington Water System Upgrade. As you all know, the summit of Mount Washington is a very popular destination. A more modern, efficient and freeze-proof water system is necessary to support increased numbers of visitors year round.

Roofing and Repairs is a regular request from this department as is Toilet Building Upgrades. Our State Park System is operationally self-funded which means we need to attract visitors and repeat visitors in order to sustain operations. The capital investments that help us tackle deferred maintenance projects, respond to emergency situations as they arise, and provide clean and safe bathroom facilities enhances the visitor experience and supports our overall success.

Before we open up to questions about the various infrastructure projects listed before you, I do want to take a moment to preview a project that will soon need our attention. The Cannon Mountain Tramway has been one of the most significant attractions in the state park system since the first version was installed in 1938. That original tramway lasted 40 years before it was completely replaced in 1978-1980 with the current system we enjoy today. It is now time to start planning its next chapter to ensure the reliable and safe operation for the next 40 years.

The Cannon Mountain Tramway is an integral part of our winter and summer operations within Franconia Notch State Park and is a major contributor to overall revenue generated.

We have begun the process of researching our options and we are available to share some preliminary estimates and potential project phases with you today.

The work accomplished within the NH Department of Natural and Cultural Resources plays a vital role in maintaining the quality of life that we are all so proud of. It is with the support of our citizen legislature that we can continue to ensure our public places are safe, accessible and positioned to bolster our economic future through a robust and responsible outdoor recreation economy

and a creative economy that is being recognized as a priority in communities large and small.

Thank you for your time today, I am joined by members of our agency's leadership team and we are available to answer your questions.

DNCR CAPITAL BUDGET PRESENTATION 2022-2023 BIENNIUM

Senate Capital Budget Committee

May 11, 2021

RADIO COMMUNICATIONS NETWORK REPLACEMENT

\$713,000

This project is to replace DNCR's existing state-wide radio network that was initially put into service in 1995. It is at the end of its service life and no longer reliable. There have been multiple instances this year when portions of the radio system have failed resulting in temporary loss of coverage.

This radio system is necessary for critical life-safety radio communications for the department and its public safety partners. The system is especially important for the department's forest rangers who have firefighting and law enforcement responsibilities including managing wild fires and other major hazard incidents across the state.

In the 2020-2021 capital budget, DNCR requested funds to replace the southern half of the system. We received partial funding of \$400,000, half the amount needed to replace the southern half of the system only. DNCR is requesting additional funds in 2022-2023 to supplement the appropriation from 2020-2021 so that the project can go forward.

Since May of 2020 when DNCR's capital budget request was submitted, the Department of Safety coordinated with us and proposed this current integrated solution that will allow us to replace our entire out-of-date system, instead of only half, and saves the state money by integrating into DOS's recently installed state-wide radio system and by sharing resources.

This integrated solution has the following advantages and cost savings:

- Shares existing infrastructure at sites and reduces costs by not duplicating equipment purchases.
- Leverages existing state employees to install and implement the upgraded system, reducing costs by not using outside vendors.
- Allows seamless interoperability between DNCR and other State agencies
- Gives DNCR the ability to have remote dispatch centers anywhere with laptop dispatch positions or to utilize existing DOS dispatch locations across the state.
- Extends the already existing DOS-DNCR partnership in regards to system and site maintenance.
- Consistent with the Governor's Office directive to work towards inter-agency radio integration under the DOS umbrella.

MOUNT WASHINGTON WATER SYSTEM UPGRADE

\$1,020,000

- **Goals:**
 1. Replace aging water system infrastructure including two 20,000 gallon steel tanks installed in 1969, the well pump, pressure tank, compressor and valves.
 2. Eliminate the dual seasonal water systems in favor of a single year round system
 3. Switch to a more efficient water piping system with shorter runs, more direct routing, and lower hydraulic lift requirements.
- **New system:**
 1. Install two new 20,000 gallon, non-corroding, FRP tanks insulated and buried directly adjacent to the south wall of the Sherman Adams Building. One tank will be equipped with a submersible tank heater so it will be freeze-proof for wintertime use.
 2. Route water piping from the well, through the Sherman Adams Building to the new tanks.
 3. Provide a new pump station and bladder tank to pressurize the system.

ROOFING AND REPAIRS

\$1,550,000

This request covers a group of roofing, repair, and deferred maintenance projects that are required to keep the state parks and other DNCR facilities operating and providing services. It provides a source of funding to allow the department to respond to critical facilities failures such as water and septic pump failures, and storm damage.

The supplemental list of deferred maintenance and roofing projects (attached) is representative of the types of projects to be addressed. However, in order to be able to respond to emergency situations as they arise, it is intended that the list will be revised with additions and substitutions in the course of the biennium.

TOILET BUILDING UPGRADES

\$2,300,000

The Division of Parks and Recreation maintains 85 toilet buildings and bathhouse in the state parks and other DNCR reservations. Many of these have had long, hard service leaving them difficult to maintain and hard to keep clean. The quality and condition of our toilet facilities have a major effect on whether our visitors have a good experience in the state parks and whether they will plan return visits. It is an on-going initiative of the Division of Parks to upgrade or replace toilet buildings that no longer meet our state park standards.

In this biennium, we want to:

- Renovate the Hampton South Beach bathhouse
- Renovate and make additions to Pawtuckaway toilet building No. 2 and White Lake toilet building No. 2.
- Replace Franconia Notch, Lafayette Campground toilet building No. 3

Cannon Tramway Rehabilitation
 DNCR Capital Budget Request 2022-2023
 May 11, 2021

CANNON TRAMWAY REHABILITATION **\$12,225,000**

The current Cannon Mountain Tramway has been operating as a first class tourist attraction in the White Mountains for 40 years. After an inspection in 2018, DNCR was advised by the manufacturer (Dopplemayer/Garaventa Companies) that the tramway is approaching the end of its service life. The electronic controls, the brake hydraulics, the carriages, and the hangers all need to be replaced and they need to be replaced as one unit of coordinated components.

In additions, the tramway support facilities including the base station building, the summit station building, and the towers that support the cables are all ready for rehabilitation and renewal.

The tramway has been one of the most significant attractions in the state parks since the first version was installed in 1938. That original tramway lasted 40 years before it was completely replaced in 1978-80 with the current system. Now it is once again time to ensure the reliable and safe operation of the tramway for the next 40 years.

TRAMWAY SYSTEM:

Motor / Drive / Brake Hydraulics Replacement	2,000,000
Tram Car replacement and hanger arms	2,000,000
Tram Carriage replacement	1,000,000
Gearbox replacement	400,000
Profiles for haul rope tracking	400,000
Track ropes slip & replace wooden bollards	200,000
Haul rope replacement	125,000
Bull wheel liners / installation	50,000
Installation labor	<u>350,000</u>
Subtotal.....	\$6,525,000

PAINTING OF TRAMWAY BAY STEEL WORK

Base station and summit station	1,800,000
---------------------------------	------------------

TRAMWAY TOWERS

Structural analysis and steel reinforcement	
Foundations and anchor bolts	250,000

BASE STATION RENOVATIONS

Sprinkler system replacement	1,050,000
Toilet rooms renovation	75,000
Building renovations	500,000
o Exterior siding	
o Painting	
o Windows	
o Interior wall finishes	
o Carpeting	
o Ceilings	
o Lighting	
o Furnishings and casework	

Subtotal..... **\$1,625,000**

SUMMIT STATION RENOVATIONS

Roofing replacement	250,000
Septic System replacement	1,200,000
Toilet rooms renovation	75,000
Building renovations	500,000
o Exterior siding	
o Painting	
o Windows	
o Interior wall finishes	
o Carpeting	
o Ceilings	
o Lighting	
o Furnishings and casework	

Subtotal..... **\$2,025,000**

Total.....\$12,225,000



STATE OF NEW HAMPSHIRE
DEPARTMENT of NATURAL and CULTURAL RESOURCES
OFFICE OF THE COMMISSIONER

172 Pembroke Road Concord, New Hampshire 03301
Phone: 271-2411 Fax: 271-2629

Capital Budget Presentation Supplemental Information

- Mount Washington State Park – Water System Upgrades
- Statewide – Roofing and Repair
- Statewide – Toilet Building Upgrades

STATE OF NEW HAMPSHIRE

CAPITAL IMPROVEMENT PROJECT REQUEST

FISCAL YEARS 2022 - 2023

PRIORITY #

	CODE	NAME
AGENCY	35	Natural and Cultural Resources
ACTIVITY / DIVISION	035	Division of Parks and Recreation
PROJECT-TITLE / NAME		Mt Washington Water System Upgrade

Capital Budget Request	
Site Acquisition (a)	
Site Improvement / Preparation (b)	140,000
Construction (c)	255,000
Utilities (d)	25,000
Architect / Engineering (e)	165,000
Computer Systems / Equipment (f)	
Hardware	
Software	
Training	
Service	
Furnish / Equipment (g)	390,000
Other (h)	
Total Capital Budget Request	975,000

Related Annual Operating Budget Expenditures / Savings Estimates		
	Expenditures	Savings
Permanent Personnel Services (a)		
Other Personnel Services (b)		
Current Expense (c)		
Equipment (d)		
Travel (e)		
Other (f)		
Total Expenditures / Savings Estimates		
Accounting Unit: <input type="text"/>		
Will these amounts be consistent each year?		

Other Information	
Total Square Footage:	NA
Estimated Useful Life:	35 years

Capital Budget Criteria (See Instructions)			
Requirement Code:	A, B, C or D	A	
Definition Code:	A, B, C, D, or X	C	
Funding Percentages by Source:	G, F, H, O	G	100.00%
G = General	F = Federal		%
H = Highway	O = Other		%
An Information Technology Project must be part of your IT Plan. Project # <input type="text"/>			

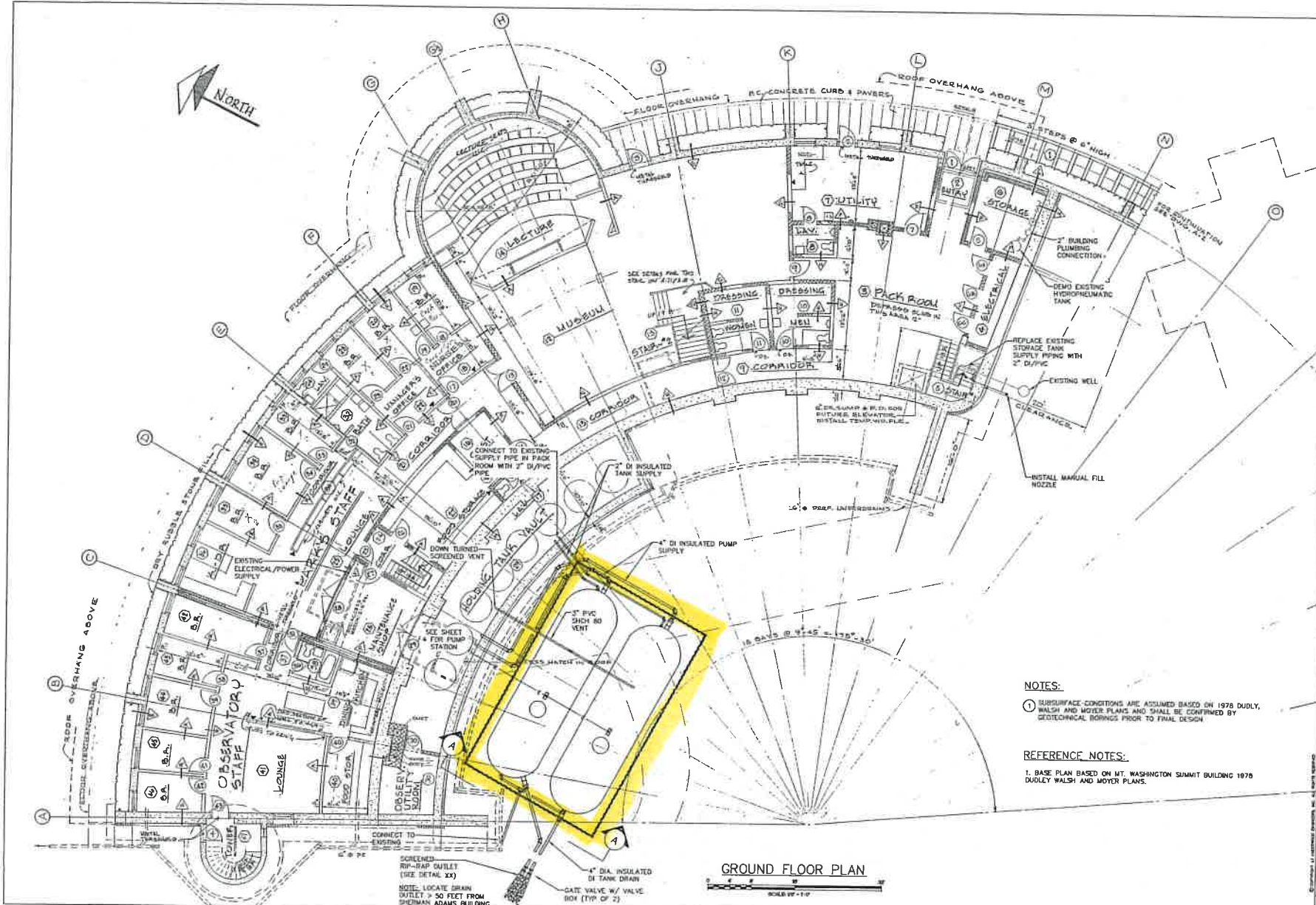
Project Justification (Be Concise)

The existing buried water tanks (installed in 1969) that serve the Sherman Adams Visitors' Center on the summit of Mt. Washington have reached the end of their service life and need to be replaced. This project will replace the two old 20,000-gallon steel tanks with new, non-corroding FRP tanks of an equal capacity. The existing tanks are located 320 feet down-slope from the well. The new tanks will be relocated directly adjacent to the Sherman Adams Building eliminating the long water line and extra pumping lift required in the old system. The existing dual summer and winter water systems, currently required by the limitations of the existing freeze-prone tanks, will be replaced with a single year-round system that will eliminate the burdensome semi-annual task of switching over the systems with the change of the seasons.

This project will increase the state's utility consumption.

Preliminary Plans: Attach a schematic and location sketch when applicable on an 8-1/2" x 11" sheet.

Contact Name: Thomas C. Mansfield	Telephone Number: 271-3972
Name: Sarah Stewart	Commissioner
	Date: 4/3/2020

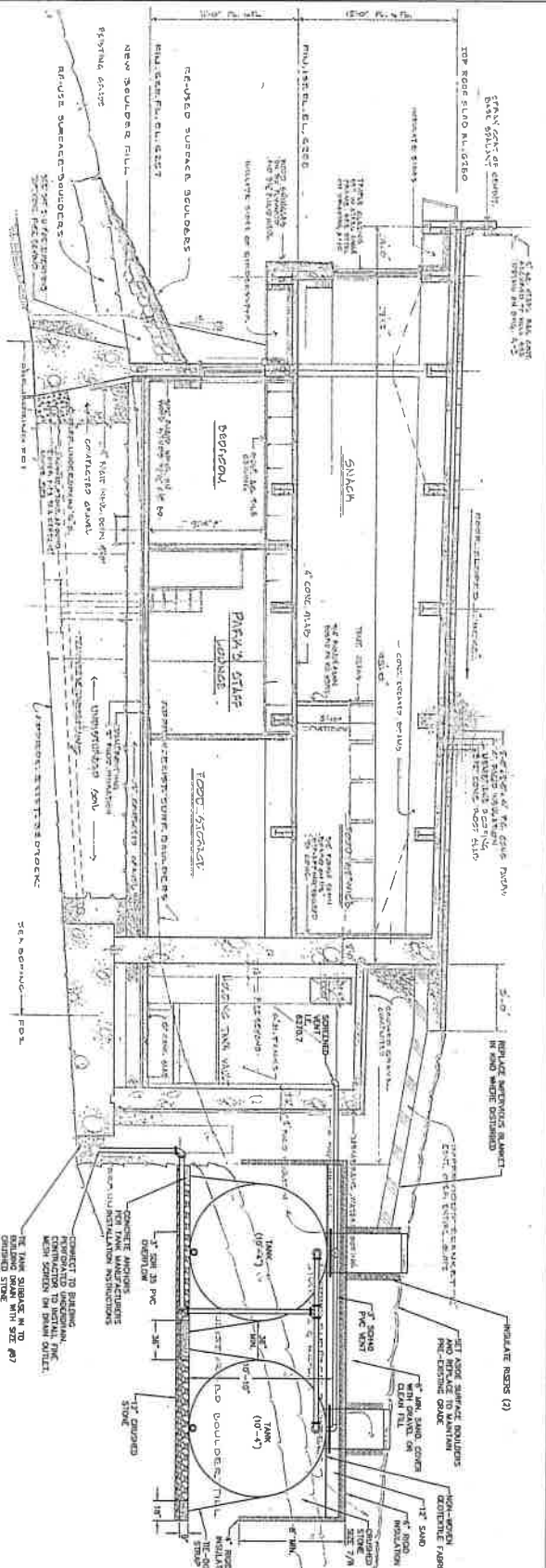


GROUND FLOOR PLAN
SCALE 1/4" = 1'-0"

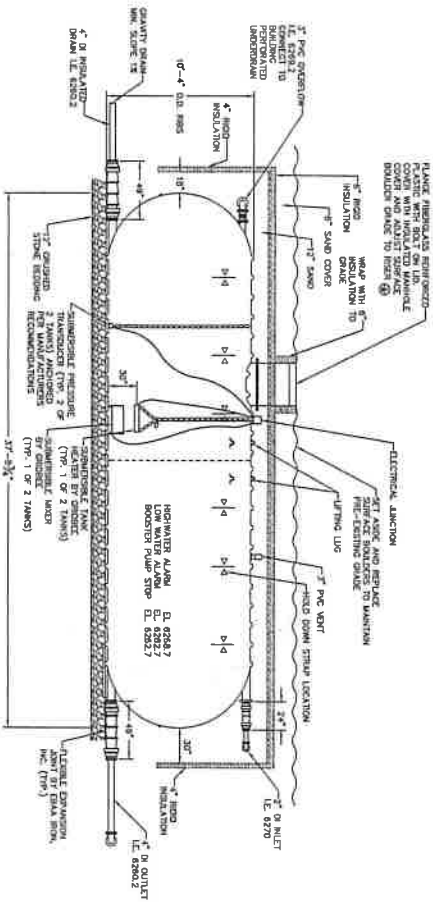
NOTES:
 ① SUBSURFACE CONDITIONS ARE ASSUMED BASED ON 1978 DUDLEY WALSH AND MOTER PLANS AND SHALL BE CONFIRMED BY GEOTECHNICAL BORINGS PRIOR TO FINAL DESIGN.

REFERENCE NOTES:
 1. BASE PLAN BASED ON MT. WASHINGTON SUMMIT BUILDING 1978 DUDLEY WALSH AND MOTER PLANS.

DWG NO C	SHEET 1 OF 4	UNDERWOOD engineers 25 Vaughan Mall, Portsmouth, N.H. 03801 Tel. 603-438-8192 Fax. 603-431-1733		Comm/Arch Drawn by Checked by Approved by Date No. 07/2001 Project No. 2332 Dwg ID 2332.042E Scale 1/4" = 1'-0"	ISSUE FOR BIDDING Date CONSTRUCTION Date RECORD DRAWING Date REVISIONS NO. DATE BY
		SITE PLAN WATER STORAGE TANK DESIGN Mt. WASHINGTON SUMMIT SARGENT'S PURCHASE, NH		REVISIONS NO. DATE BY	



TRANSVERSE SECTION A-A



TANK DETAIL
NOT TO SCALE

NOTES:

1. NOMINAL TANK HEIGHT: 8.000 LSK.
2. MANUFACTURED WITH MATERIALS THAT CONFORM TO LISTED STANDARD WATER SYSTEM COMPONENTS - HEALTH EFFECTS.
3. REINFORCED FIBREGLASS TANKS TO CONFORM WITH AOS/ANMA BOD STANDARDS.
4. REINFORCED FIBREGLASS TANK BY JOHNS.
5. REINFORCEMENT ON EXTERIOR.
6. WATER SUPPLY WILL PUMP TO HEADLINE ON EXTERIOR.
7. TANK HEATER THERMOSTAT SETPOINT: 4°C (39°F).
8. ALUMINUM THERMOSTATIC PRESSURE TRANSDUCER TO BE AS FOLLOWS:
 - TANK HEIGHT AND AREA (1 OF 2 TANKS) REQUIRED FOR WATER OPERATOR ON C.T. TANK WITHOUT HEATER AND WATER IS FOR SCADA/ALUMINUM USE ONLY.
 - SET - 1 FOOT.

TANK DETAILS	
WATER STORAGE TANK DESIGN	
MT. WASHINGTON SUMMIT	
SARGENT'S PURCHASE, NH	

UNDERWOOD
engineers

25 Vaughan Mall, Portsmouth, N.H. 03801
Tel. 603-436-6192 Fax. 603-431-4733

Drawn/Chk	Rsp	DATE	ISSUE FOR
Developed	Tsp	DATE	FOR BIDDING
Checked	Tsp	DATE	CONSTRUCTION
Approved	SA/2018	DATE	RECORD DRAWING
Scale	AS SHOWN	DATE	

STATE OF NEW HAMPSHIRE

CAPITAL IMPROVEMENT PROJECT REQUEST

FISCAL YEARS 2022 - 2023

PRIORITY #

	CODE	NAME
AGENCY	35	Natural and Cultural Resources
ACTIVITY / DIVISION	035	Division of Parks and Recreation
PROJECT-TITLE / NAME		Roofing and Repair

Capital Budget Request	
Site Acquisition (a)	
Site Improvement / Preparation (b)	288,000
Construction (c)	600,000
Utilities (d)	252,000
Architect / Engineering (e)	36,000
Computer Systems / Equipment (f)	
Hardware	
Software	
Training	
Service	
Furnish / Equipment (g)	24,000
Other (h)	
Total Capital Budget Request	1,200,000

Related Annual Operating Budget Expenditures / Savings Estimates		
	Expenditures	Savings
Permanent Personnel Services (a)		
Other Personnel Services (b)		
Current Expense (c)		
Equipment (d)		
Travel (e)		
Other (f)		
Total Expenditures / Savings Estimates		
Accounting Unit: <input type="text"/>		
Will these amounts be consistent each year?	<input type="text"/>	<input type="text"/>

Other Information	
Total Square Footage:	NA
Estimated Useful Life:	25 years

Capital Budget Criteria (See Instructions)		
Requirement Code: A, B, C or D	B	
Definition Code: A, B, C, D, or X	C	
Funding Percentages by Source: G, F, H, O	G	100.00%
G = General	F = Federal	%
H = Highway	O = Other	%
An Information Technology Project must be part of your IT Plan. Project # <input type="text"/>		

Project Justification (Be Concise)

This request covers a group of roofing, repair and deferred maintenance projects that are required to keep the state parks and other DNCR facilities operating and providing services. It provides a source of funding to allow the department to respond to critical facility failures such as water and septic pump failures and storm damage. The attached project list is representative of the type of projects to be addressed. But in order to be able to respond to situations as they arise, it is intended that the list will be revised with additions and substitutions in the course of the biennium. Some of these projects will increase the State's utility consumption.

Preliminary Plans: Attach a schematic and location sketch when applicable on an 8-1/2" x 11" sheet.

Contact Name: Thomas C. Mansfield **Telephone Number:** 271-3972
Name: Sarah Stewart **Commissioner** **Date:** 4/3/2020

ROOFING AND REPAIRS (041720)

REPAIRS AT DNCR FACILITIES

1. Fire Safety Upgrades: In 2019 the State Fire Marshall's Office conducted inspections of DNCR facilities. Hundreds of code violations were noted. Major violations include fire stair and furnace room enclosures, emergency lighting and exit sign upgrades, and circuit panel upgrades
2. Park Deferred Maintenance: These projects are statewide. Typical projects include upgrades to existing water systems and wells, installation of new water systems, repair or replacement of septic systems, maintenance and repair of existing infrastructure such as pavilions, bathhouses, walkways, guardrails and retaining walls. New or renovation construction projects include tollbooths, pit toilets, and other park support facilities.

<i>Property</i>	<i>Location</i>	<i>Description</i>
Statewide	Various	Fire Safety Upgrades
Statewide	Various	Roofing
Greenfield State Park	Greenfield	Water System Upgrades
Nansen Wayside	Milan	Wood Guardrail Replacement
Franconia Notch State Park – The Flume	Franconia	Deck & Railing Replacement
Monadnock State Park	Jaffrey	Tollbooth Replacement/Road Upgrades
Deer Mountain Campground	Pittsburg	Well and Solar Powered Water Pump
Jericho Mountain State Park	Berlin	Pavilion Reconstruction
Rye Harbor State Park	Rye	Ragged Neck Cottage Renovation
Monadnock State Park	Jaffrey	Trail Reconstruction/Maintenance
Sunapee State Park – Sunapee Beach	Newbury	Retaining Wall
Crawford Notch State Park – Wiley House	Hart's Location	Reconstruct Dam Walkway
Umbagog Lake State Park	Cambridge	Site Improvements

Roofing Projects 2022-2023

Park Name	Asset Code	Description	Project Name	Squares
Ahern State Park	GOV07	ADA PIT TOILET	REPLACE CORRUGATED FIBERGLASS ROOF	0.7
Ballard State Forest	TAY02	RESIDENCE	REPLACE ASPHALT SHINGLES	16
Bear Brook State Park	BBR28	PICNIC SHELTER	(7:12)/ASPHALT	33
Bear Brook State Park	BBR22	CG, OLD GENERATOR HOUSE	DBL COVERAGE (4:12)	3
Bear Brook State Park	BBR25	PUMPHOUSE, DAY USE	REPLACE ASPHALT SHINGLES	3
Bear Brook State Park	BBR31	BBQ HOUSE	REPLACE ASPHALT SHINGLES	12
Coleman State Park	COL01	MANAGER'S CABIN	REPLACE ASPHALT SHINGLES ROOF	18
Coleman State Park	COL04	SHOWERS (4H)	REPLACE CORRUGATED FIBERGLASS	1.1
Coleman State Park	COL05	PUMP HOUSE	REPLACE ASPHALT SHINGLES	1
Coleman State Park	COL06	4-H CAMP	REPLACE ASPHALT SHINGLES	26
Crawford Notch State Park	CRW02	GENERATOR HOUSE	REPLACE ASPHALT SHINGLES	4
Crawford Notch State Park	CRW03	OFFICE @ DRY RIVER CAMPGROUND	REPLACE ASPHALT SHINGLE ROOFING	4
DEER MOUNTAIN STATE PARK	DMT01	COTTAGE	REPLACE ASPHALT SHINGLES	6
Dixville Notch State Park	DIX01	PIT TOILET (ADA)	REPLACE CORRUGATED FIBERGLASS	0.4
Dixville Notch State Park	DIX02	PIT TOILET (ADA)	REPLACE CORRUGATED FIBERGLASS	0.4
Echo Lake State Park	ECO01	BATHHOUSE	REPLACE ASPHALT SHINGLE ROOFING	20
Echo Lake State Park	ECO02	PUMP HOUSE	REPLACE ASPHALT SHINGLES	1
Echo Lake State Park	ECO03	TOLL BOOTH	ROOFING REPLACEMENT	1
Ellacoya State Park	ELL02	COTTAGE	REPLACE ASPHALT SHINGLES	12
Fort Constitution Historic Site	FTC01	PORTCULLIS (ENTRANCE)	REPLACE CEDAR SHAKE ROOF	5
Fort Stark Historic Site	FTS02	MACHINE SHOP	REPLACE ASPHALT SHINGLES	20
Franconia Notch State Park	FRN19	WOMENS TOILET (BASIN-E)	REPLACE CORR FIBERGLASS	70
Franconia Notch State Park	FRN20	MENS TOILET (BASIN-E)	REPLACE CORR FIBERGLASS	0.7
Franconia Notch State Park	FRN21	PIT TOILET (BOISE ROCK)	REPLACE CORR FIBERGLASS	0.7
Franconia Notch State Park	FRN23	MENS PIT TOILET	WHITE CORR. FIBERGLASS	0.7
Franconia Notch State Park	FRN24	WOMEN'S PIT TOILET-HIKER PARKING BRI	CORR. FIBERGLASS	0.7

Franconia Notch State Park	FRN25	PIT TOILET-HIKER PARKING LIB SPRINGS	REPLACE ROOFING	0.7
Greenfield State Park	GRN02	ADMINISTRATION BUILDING	REPLACE ASPHALT SHINGLES	32
Greenfield State Park	GRN05	TOLL BOOTH DAY USE AREA	REPLACE ASPHALT SHINGLE ROOFING	1
Hampton Beach State Park	HMB04	SM MAINTENANCE SHED	REPLACE ASPHALT SHINGLES	11
Kingston State Park	KNG02	TOLL BOOTH	REPLACE ASPHALT SHINGLES	1
Lake Francis State Park	LFR01	MANAGER'S CABIN	REPLACE ASPHALT SHINGLES	10
Lake Francis State Park	LFR02	GARAGE	REPLACE ASPHALT SHINGLES	4
Lake Francis State Park	LFR04	PIT TOILET	REPLACE CORRUGATED FIBERGLASS	0.4
Milan Hill State Park	MLH02	WARDEN'S CABIN	ROOFING REPLACEMENT	8
Milan Hill State Park	MLH03	PIT outhouse	ROOFING REPLACEMENT	0.667
Miller State Park	MIL01	OFFICE/STORAGE SHED	REPLACE ASPHALT SHINGLES	2
Mollidgewock State Park	MOL01	OFFICE	REPLACE ASPHALT SHINGLES	3
Mollidgewock State Park	MOL02	COTTAGE	REPLACE ASPHALT SHINGLES	5.75
Mollidgewock State Park	MOL04	NORCOTT MEMORIAL PICNIC SHELTER	REPLACE ASPHALT SHINGLES	2
Mollidgewock State Park	MOL06	ADA PIT TOILET	REPLACE ASPHALT SHINGLES	0.5
Mollidgewock State Park	MOL07	DOUBLE PIT TOILET #1	REPLACE ROLL ROOFING	0.5
Mollidgewock State Park	MOL08	DOUBLE PIT TOILET #2	REPLACE ROLL ROOFING	0.5
Monadnock State Park	MOD03	HIKER'S CABIN	REPLACE ASPHALT SHINGLES	8
Monadnock State Park	MOD13A	ADA PIT TOILET (SITE A)	REPLACE CORRUGATED FIBERGLASS	0.7
Monadnock State Park	MOD13B	ADA PIT TOILET (SITE B)	REPLACE CORRUGATED FIBERGLASS	0.7
Monadnock State Park	MOD13C	PIT TOILET (SITE G)	REPLACE CORRUGATED FIBERGLASS	0.7
Monadnock State Park	MOD14	PIT TOILETS (GILSON POND)	GR CORR FG (2) (6'8"x 8'0")	1.1
Moose Brook State Park	MBR05	OLD TOILET BLDG	REPLACE ASPHALT SHINGLES	6
Moose Brook State Park	MBR07	PICNIC SHELTER	REPLACE ASPHALT SHINGLES	2.3
Moose Brook State Park	MBR08	PIT TOILETS (2)(AT GROUP AREA 1)	REPLACE FIBERGLASS ROOFING	0.3
Mount Sunapee State Park	SUN58	CANOE RENTAL	REPLACE ASPHALT ROOFING	1
Odiome Point State Park	ODN04	TOILET BUILDING	ASPHALT SHINGLES	11
Odiome Point State Park	ODN02	GAZEBO	WOOD SHINGLES	2
Odiome Point State Park	ODN05	GENERATOR HOUSE	REPLACE ASPHALT SHINGLES	1
Odiome Point State Park	ODN06	STORAGE SHED	REPLACE ASPHALT ROLL ROOFING	1
Pawtuckaway State Park	PAW04	TOLL BOOTH	REPLACE ASPHALT SHINGLES	2
Pawtuckaway State Park	PAW01	MAINTENANCE BUILDING	REPLACE ASPHALT SHINGLES	14
Pawtuckaway State Park	PAW12	TOILET BLDG #4	REPLACE ASPHALT SHINGLES	10
Pawtuckaway State Park	PAW16	TOILET BLDG #8	REPLACE ASPHALT SHINGLES	10

Pawtuckaway State Park	PAW21	PUMP HOUSE (NEAR PAW15)	REPLACE ASPHALT SHINGLES	1
Pawtuckaway State Park	PAW22	PUMP HOUSE (HORSE ISLAND)	REPLACE ASPHALT SHINGLES	1
Pawtuckaway State Park	PAW23	PUMP HOUSE (BY BEACH)	REPLACE ASPHALT SHINGLES	1
Pawtuckaway State Park	PAW24	SEWAGE PUMPING STATION	REPLACE ASPHALT SHINGLES	1
Pierce Homestead Historic Site	FPH01	HOMESTEAD	REPLACE ASPHALT SHINGLES	43
Pillsbury State Park	PLS02	BARN	ROOFING REPLACEMENT	5
Pillsbury State Park	PLS03	STORAGE	REPLACE ASPHALT SHINGLES	2
Pitcher Mountain Fire Tower	PIT02	WATCHMAN CABIN	REPLACE ROOFING	5
Rockingham Recreation Trail	RRT05	WELL HOUSE	REPLACE ASPHALT ROOFING	9
Rollins State Park	ROL06	ADA PIT TOILET	REPLACE CORRUGATED FIBERGLASS ROOFING	0.7
Silver Lake State Park	SVL06	TOOL SHED	STRIP & REPLACE ASPHALT ROOFING	2
Silver Lake State Park	SVL07	BATHHOUSE	REPLACE CORR FIBRGLASS	0.6
Silver Lake State Park	SVL07	BATHHOUSE	REPLACE ASPHALT ROLL ROOFING	8
Wadleigh State Park	WAD07	TOILET BUILDING	REPLACE ASPHALT SHINGLES	24
Wadleigh State Park	WAD02	COTTAGE & GARAGE	REPLACE ASPHALT SHINGLES	21
Wadleigh State Park	WAD03	PUMP HOUSE	REPLACE ASPHALT SHINGLES	1
Wadleigh State Park	WAD04	TOLL BOOTH	REPLACE ASPHALT SHINGLES	1
Wallis Sands State Park	WAL01	MAIN BUILDING	MEMBRANE	24
Wallis Sands State Park	WAL01	MAIN BUILDING	REPLACE CORRUGATED FIBERGLASS	10
Wallis Sands State Park	WAL02	TOLL BOOTH	REPLACE ASPHALT SHINGLES	1
Wallis Sands State Park	WAL04	UV CHAMBER	REPLACE ASPHALT SHINGLES	1
Wallis Sands State Park	WAL03	PUMP HOUSE	TAR & GRAVEL	1.4
Weeks State Park	WKS03	CABIN	REPLACE WOOD SHINGLES	13
Wellington State Park	WEL02	TOOL ROOM/WORK SHOP	REPLACE ASPHALT SHINGLES	4
Wellington State Park	WEL07	GREY TOILETS	REPLACE ASPHALT SHINGLES	4
Wentworth State Park	WEN02	WATER SYSTEM PUMP HOUSE	REPLACE ASPHALT SHINGLES	7
White Lake State Park	WHT08	SHOWER BUILDING	REPLACE ASPHALT SHINGLES	10
White Lake State Park	WHT11	TOILET BLDG AREA 1	REPLACE ASPHALT SHINGLES	7
White Lake State Park	WHT12	TOILET BLDG AREA 2	REPLACE ASPHALT SHINGLES	7
White Lake State Park	WHT18	WOOD SHED AT STORE	ROOFING ASPHALT SHINGLES	2
White Lake State Park	WHT01	MANAGER RESIDENCE	ROOFING WAS LAST DONE 1965	16
White Lake State Park	WHT02	MAINTENANCE GARAGE	REPLACE ASPHALT SHINGLES	20
White Lake State Park	WHT06	PUMPHOUSE	REPLACE ASPHALT SHINGLES	4
Winslow State Park	WIN01	COTTAGE	REPLACE ASPHALT SHINGLES	9
Winslow State Park	WIN03	GARAGE	REPLACE ASPHALT SHINGLES	6
Winslow State Park	WIN05	COTTAGE SHED	REPLACE ASPHALT SHINGLES	2

689.917 SQUARES

TOTAL ROOFING PROJECTS: \$ 340,000

STATE OF NEW HAMPSHIRE

CAPITAL IMPROVEMENT PROJECT REQUEST

FISCAL YEARS 2022 - 2023

PRIORITY #

	CODE	NAME
AGENCY	35	Natural and Cultural Resources
ACTIVITY / DIVISION	035	Division of Parks and Recreation
PROJECT-TITLE / NAME		Toilet Building Upgrades

Capital Budget Request	
Site Acquisition (a)	
Site Improvement / Preparation (b)	260,000
Construction (c)	1,635,000
Utilities (d)	192,000
Architect / Engineering (e)	138,500
Computer Systems / Equipment (f)	
Hardware	
Software	
Training	
Service	
Furnish / Equipment (g)	64,500
Other (h)	
Total Capital Budget Request	2,290,000

Related Annual Operating Budget Expenditures / Savings Estimates		
	Expenditures	Savings
Permanent Personnel Services (a)		
Other Personnel Services (b)		
Current Expense (c)		
Equipment (d)		
Travel (e)		
Other (f)		
Total Expenditures / Savings Estimates		
Accounting Unit:	<input type="text"/>	
Will these amounts be consistent each year?	<input type="text"/>	<input type="text"/>

Other Information	
Total Square Footage:	5,093
Estimated Useful Life:	35 years

Capital Budget Criteria (See Instructions)			
Requirement Code:	A, B, C or D	B	
Definition Code:	A, B, C, D, or X	B	
Funding Percentages by Source:	G, F, H, O	G	50.00%
G = General	F = Federal	F	50.00%
H = Highway	O = Other		%
An Information Technology Project must be part of your IT Plan. Project #			⇨

Project Justification (Be Concise)

This project will upgrade toilet buildings in four of the most heavily used state parks. Upgrades proposed include interior and exterior renovations, new additions for shower rooms and pot washing stations, and, in one case, complete replacement. The quality and condition of toilet facilities has a major effect on whether our visitors have a good experience in the state parks. Upgrading these worn out and hard to clean buildings will help keep the visitors' experience positive.

*Toilet building scheduled for renovation is: Hampton Beach State Park, South Beach Area (HMB05)

*Toilet building scheduled for addition and renovation: Pawtuckaway State Park #2 (PAW10) and White Lake State Park #2 (WHT11)

*Toilet building to be replaced: Franconia Notch State Park, Lafayette Campground #3 (FRN13)

This project will increase the state's energy consumption.

Preliminary Plans: Attach a schematic and location sketch when applicable on an 8-1/2" x 11" sheet.

Contact Name: Thomas C. Mansfield Telephone Number: 271-3972

Name: Sarah Stewart Commissioner Date: 4/3/2020

TOILET BUILDINGS FY2022-2023



Hampton Beach State Park – South Beach (HMB05)



Franconia Notch State Park - Lafayette Campground (FRN13)



Pawtuckaway Toilet Building #2 (PAW10)



White Lake Toilet Building #2 (WHT11)

**STATE OF NEW HAMPSHIRE
DEPARTMENT OF NATURAL AND CULTURAL RESOURCES (DNCR)
SUMMARY OF CANNON MOUNTAIN CAPITAL IMPROVEMENT FUND (CMCIF) RSA 12-A:29-c
FISCAL YEAR 2013 TO 2023**

Fiscal Year	Fiscal Year										
	Actual	Actual	Actual	Actual	Actual	Actual	Actual	Actual	Projected		
	2013	2014	2015	2016	2017	2018	2019	2020	2021	2022	2023
Beginning Balance - July 1	\$ (235,207)	\$ (312,372)	\$ (327,226)	\$ (332,616)	\$ (302,214)	\$ (425,908)	\$ (343,975)	\$ (199,291)	\$ (241,548)	\$ (146,947)	\$ (143,955)
Revenue from Sunapee lease payment	502,280	615,399	637,993	650,534	517,457	623,586	615,608	356,426	586,118	599,000	612,000
Debt Service:											
Existing as of FY 2009	642,357	623,640	601,046	554,449	549,523	338,912	277,374	163,769	128,870	112,428	79,434
Actual for bonding in FY 2014 \$489,125 Issue #N219S	-	6,613	37,001	38,120	37,291	36,411	36,461	36,461	36,411	36,311	36,161
Actual for bonding in FY 2015 \$260,325 Issue #N222S	-	-	5,335	27,564	26,993	26,486	20,954	25,119	24,338	23,557	22,776
Actual bonding for FY 2017 Issue Adjustment to N227, #N226S	-	-	-	-	-	4,420	4,760	4,760	4,554	2,469	1,854
Actual bonding for FY 2017 \$1,215,210.00 Issue #N227S	-	-	-	-	27,344	135,426	131,374	127,322	123,270	119,218	115,166
* Projected Debt Service for bonding of FY 2018 \$750,000 Approved Spending	-	-	-	-	-	-	-	41,252	79,125	76,875	74,625
* Projected Debt Service for bonding of FY 2019 \$900,000 Approved Spending	-	-	-	-	-	-	-	-	94,950	92,250	89,550
* Projected Debt Service for bonding of FY 2020 \$1,976,000 Approved Spending	-	-	-	-	-	-	-	-	-	132,900	211,396
Total Projected Debt Service	642,357	630,253	643,382	620,133	641,150	541,654	470,924	398,683	491,518	596,008	630,962
Annual Revenue Over (Under) Debt Service	(140,077)	(14,854)	(5,389)	30,401	(123,693)	81,932	144,684	(42,257)	94,600	2,992	(18,962)
Transfers of Net Revenue from Cannon Operations	62,913	-	-	-	-	-	-	-	-	-	-
Projected Deficit/Surplus Account Balance - June 30	\$ (312,372)	\$ (327,226)	\$ (332,616)	\$ (302,214)	\$ (425,908)	\$ (343,975)	\$ (199,291)	\$ (241,548)	\$ (146,947)	\$ (143,955)	\$ (162,917)
Available to Borrow from Fund	\$ 2,272,623	\$ 2,265,262	\$ 2,504,447	\$ 2,984,061	\$ 2,690,189	\$ 2,341,838	\$ 1,798,029	\$ 112,524	\$ 432,929	\$ 739,213	\$ 1,016,263

* Projected Debt Service is based on future timing of issuance of treasury bonding of approved capital spending. Projections may shift to later fiscal years depending on date of bond issues.

- Assumptions:**
- 1 Sunapee Payment increase in 2014 reflects recovery from 2011-2012 Season, (2013); Projected revenue estimated to grow @ 3.00%.
 - 2 FY 2017 Actual Revenue of \$517k reflects decrease of 21% from FY 2016 based on weather related low performance for 15-16 winter season.
 - 3 Future Bond Issues projected @ 5% Interest Rate.
 - 4 Aging of pre-2009 Debt Service accelerating deficit reduction via bond payoffs through FY2023 and beyond; Will offset new bonding Debt Service.
 - 5 Reduction of lease payment in FY 2020 reflects change in terms of payment schedule subsequent to Vail acquisition

Summary of Transfers from Cannon Operations - Ch. 144:90/91 L'13			
Transfer To	Actual FY 13	Actual FY 14	Actual FY 15
To Park Fund	650,000	324,903	322,679
Fish and Game Search & Rescue	50,000		
Cannon Capital (Balance)	62,913		
Total	762,913	324,903	322,679

A	B	C	G	H	I	J	K	L	M
1	STATE OF NEW HAMPSHIRE								
2	DEPARTMENT OF NATURAL AND CULTURAL RESOURCES								
3	CAPITAL BUDGET SUMMARY - FY 2010 TO 2020								
5			2010-2011	2012-2013		2014 - 2015	2016 - 2017	2018 - 2019	2020 - 2021
6			Ch 145:1-X Laws 2009	Ch 253:1-XII Laws 2011	Ch 187:2 Laws 2012	Ch 195:1-XIII Laws 2013	Ch 220:1-XIII Laws 2015	CH 228:1-XVIII Laws 2017	CH 146:1-XII Laws 2019
8	Parks / Forest & Lands Projects								
9	Statewide Park Funding								
10			1,200,000	1,500,000		1,200,000	1,185,000	1,400,000	1,350,000
11	Toilet Building Renovation and Repair								
12							2,000,000		505,000
13	Roads and Parking lots								
14	Improvements in State Parks (Statewide)								
15				450,000		1,300,000			
16	Septic System Repairs (Franconia)								
17	Monadnock Campground Renovation								
18	Historic Sites Restoration								
19	FNSP Flume Visitor's Center Renovations								
20	North Country Resource Center Improvements								
21	Flume Parking Lot								
22	Echo Lake Parking								
23	Livermore Falls Parking Area								
24	Jeness Beach Bathhouse Replacement & Parking Lot								
25	Dams and Retaining Walls								
26	Radio/Communication Systems								
27				170,000		233,000	290,000	420,000	400,000
28	John Smith Memorial @ Rye Harbor St Park								
29	Mt Sunapee State Park Beach Boat Ramp								
30			1,200,000	2,120,000	-	3,133,000	5,145,000	4,176,840	4,005,000
31	Cultural Resources Divisions (DHR, ARTS, Library) Projects								
32	DHR Archeaology Lab Engineering Design Study								
33	Statewide Library Renovations (DAS request)								
34			1,345,000						
35	Library Parapet and Ceiling repair (DAS Request)								
36	Library Relacement of NH Union Catalog								
37	State Library Improvements								
38			1,345,000	-	-	-	280,000	1,987,781	470,000
39	Cannon Mountain								
40	Mittersill Expansion - General								
41			1,532,500						
42			1,532,500	-	-	-	-	-	-
42	Mount Washington								
43	Electrification Project (Parks Funded 2004-2005 & Mt Wash Partially Funded 2006-2007)								
44			67,000						
45	Sherman Adams Bldg. Concrete Repair								
46	Sherman Adams Bldg. Entrance								
47	Communication Building Study								
48	Communication Facility								
49	Sewage Rebuild Project								
50			67,000	180,000	-	375,000	-	200,000	1,870,000
51	New Buildings / Acquisition								
52	Hampton Seashell and 2 Bathhouses								
53	New Allentown Facility								
54	Temple Mountain Purchase								
55			14,500,000	-	-				
56	Hampton Beach Seawall								
57	Seawall Construction General (Funded in 2006-2007 by HBCIF)								
58			1,000,000	1,000,000	(500,000)	2,350,000			
59			19,644,500	3,300,000	(500,000)	5,858,000	5,425,000	6,364,621	6,345,000
60	Other Capital Funding Sources								
62	New Allentown Facility (Sale of Land)								
63			1,532,500						
64	Cannon Upgrades/Snowmaking - CMCIF								
65	Hampton Beach Seawall - Hampton Beach Capital Improvement Fund RSA 216:3,IV (73010000)								
66	Hampton Beach Seawall - Hampton Beach Parking Meters Fund RSA 216:3,II (73000000)								
67	Re-Purposed Capital Funds (Ch 228:15-XI,XII)								
68	Mt Wash Electrification - Mt Washington Fund (RSA 227-B:9)								
69	Mt Wash Electrification - Park Fund (RSA 216)								
70	Jeness Beach Bathhouse - Park Fund (RSA 216)								
71	Federal Funding (Radio system)								
72	Staewide Public Boat Access Fund - (RSA 233-A:13)								
73			1,532,500	500,000	500,000	2,350,000	-	743,160	340,000
74			1,532,500	500,000	500,000	2,350,000	-	743,160	340,000
75			21,177,000	3,800,000	-	8,208,000	5,425,000	7,107,781	6,685,000