

Frank Edelblut
Commissioner



Christine Brennan
Deputy Commissioner

STATE OF NEW HAMPSHIRE
DEPARTMENT OF EDUCATION
101 Pleasant Street
Concord, N.H. 03301
TEL (603) 271-3495
FAX (603)-271-1953
Citizens Services Line 1-800-339-9900

September 10, 2021

The Honorable Ken Weyler, Chairman
Fiscal Committee of the General Court
State House
Concord, NH 03301

His Excellency, Governor Christopher T. Sununu
and the Honorable Council
State House
Concord, NH 03301

REQUESTED ACTION

Pursuant to RSA 14:30-a, VI, authorize the Department of Education to accept and expend Individuals with Disabilities Education Act/American Rescue Plan Act of 2021 funds in the amount of \$9,723,558.00, for students with disabilities, from the United States Department of Education, effective upon Fiscal Committee and Governor and Council approval through June 30, 2023. 100% Federal Funds.

Funds to be budgeted as follows:

IDEA-Special Ed-ARP
06-56-56-562010-24330000

Class	Description	FY 22
<u>Income</u>		
000-400338	Federal Funds	\$9,723,558.00
<u>Expenditures</u>		
072-502626	Grants - Federal	\$9,723,558.00

The Honorable Neil Avelar, Chairman
Fiscal Committee of the General Court

Honorable Governor Christopher T. Sununu
and the Honorable Council
September 14, 2021

EXPLANATION

The New Hampshire Department of Education (NH DOE), Bureau of Special Education Support, Office of Data and Finance received the Individuals with Disabilities Education Act/American Rescue Plan Act of 2021 funds through Section 643(c) of PL 116-260, the Consolidated Appropriations Act 2021, IDEA, section 611 and 619 and section 2014 of the ARP. These supplemental funds assist States, and through them, eligible local educational agencies (LEAs), in providing special education and related services to children with disabilities. Throughout this exceptionally challenging time, LEAs found it necessary to fund unconventional efforts from their local budgets to provide education and services to students with disabilities. The relief provided by these supplemental funds is intended to help address such shortfalls and ensure that LEAs are in the best position to rebuild while continuing to provide education to students with disabilities.

The NH DOE has been awarded \$9,723,558.00 for students with disabilities and one hundred percent of the grant award will be allocated to all eligible LEAs. The state will allocate the funds no later than September 30, 2021, and obligated funds will be expended no later than September 30, 2023 per the Grant Award Notification (GAN) and Tydings Amendment that allows funds to be spent up to one year past the end date listed on the GAN. This request is for authorization through June 30, 2023, and the department will come back to the Fiscal Committee and G&C in July 2023, if the remaining three months are needed.

The NH DOE will allocate funds to LEAs based on the payment calculation provided by the US Department of Education. The NH DOE will deliver funds via the existing reporting and application software, the online Grant Management System (GMS). This system is currently used to manage other federal grant allocations for special education.

In support of the objectives noted above, the Department commits to: Notify each LEA of their allocations via a guidance letter, which will provide information about the funds and the required steps to expend the funds. The GMS system will track the uses of the funds through the activity descriptions and budget lines. The department commits to document and retain records of all activities related to its administration of this supplemental funds program, consistent with standard review and recordkeeping requirements of the IDEA grant allocations.

The Honorable Ken Tavel, Chairman
Fiscal Committee of the General Court

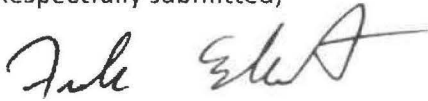
His Excellency Governor Christopher T. Sununu
and the Honorable Council
September 10, 2021

The following appropriation authorities are being requested:

Class	Class Description	Explanation
072- 502626	Grants Federal	Appropriation for the distribution of funds to grant sub- recipients.

In the event Federal Funds become no longer available, General Funds will not be requested to support this program.

Respectfully submitted,



Frank Edelblut
Commissioner of Education



US Department of Education
Washington, D.C. 20202

H027X210103

GRANT AWARD NOTIFICATION

10

PR/AWARD NUMBER: H027X210103
RECIPIENT NAME: NEW HAMPSHIRE DEPT. OF EDUCATION

TERMS AND CONDITIONS

- (1) The Office of Management and Budget requires all Federal agencies to assign a Federal Award Identifying Number (FAIN) to each of their financial assistance awards. The PR/AWARD NUMBER identified in Block 2 is your FAIN. If subawards are permitted under this grant, and you choose to make subawards, you must document the assigned PR/AWARD NUMBER (FAIN) identified in Block 2 of this Grant Award Notification on each subaward made under this grant. The term subaward means:
 - 1. A legal instrument to provide support for the performance of any portion of the substantive project or program for which you received this award and that you as the recipient award to an eligible subrecipient. (See 2 CFR 200.331(a))
 - 2. The term does not include your procurement of property and services needed to carry out the project or program (The payments received for goods or services provided as a contractor are not Federal awards, see 2 CFR 200.501(f) of the OMB Uniform Guidance: "Uniform Administrative Requirements, Cost Principles, and Audit Requirements for Federal Awards").
 - 3. A subaward may be provided through any legal agreement, including an agreement that you or a subrecipient considers a contract. (See 2 CFR 200.1)
- (2) The negotiated indirect cost rate or the indirect cost allocation plan approved for the entity identified in Block 1 of this GAN applies to this grant award.
- (3) WHEN ISSUING STATEMENTS, PRESS RELEASES, REQUESTS FOR PROPOSALS, BID SOLICITATIONS, AND OTHER DOCUMENTS DESCRIBING THIS PROJECT OR PROGRAMS FUNDED IN WHOLE OR IN PART WITH FEDERAL MONEY, ALL GRANTEEES RECEIVING FEDERAL FUNDS, INCLUDING BUT NOT LIMITED TO STATE AND LOCAL GOVERNMENTS, SHALL STATE CLEARLY:
 - 1) THE DOLLAR AMOUNT OF FEDERAL FUNDS FOR THE PROJECT,
 - 2) THE PERCENTAGE OF THE TOTAL COST OF THE PROJECT THAT WILL BE FINANCED WITH FEDERAL FUNDS, AND
 - 3) THE PERCENTAGE AND DOLLAR AMOUNT OF THE TOTAL COST OF THE PROJECT THAT WILL BE FINANCED BY NON-GOVERNMENTAL SOURCES.

AS OF 07/01/97, FEDERAL FISCAL YEAR (FFY) WILL REFER TO THE YEAR THE FUNDS WERE APPROPRIATED.

- (4) UNDER THE "TYDINGS AMENDMENT," SECTION 421(b) OF THE GENERAL EDUCATION PROVISIONS ACT, 20 U.S.C. 1225(b), ANY FUNDS THAT ARE NOT OBLIGATED AT THE END OF THE FEDERAL FUNDING PERIOD SPECIFIED IN BLOCK 6 SHALL REMAIN AVAILABLE FOR OBLIGATION FOR AN ADDITIONAL PERIOD OF 12 MONTHS.

Signature Not Verified
Digitally signed by Yvette Thompson
Date: Thu Jul 01 16:40:29 EDT 2021

AUTHORIZING OFFICIAL

DATE

MLC



Frank Edelblut
Commissioner

Christine Brennan
Deputy Commissioner

**STATE OF NEW HAMPSHIRE
DEPARTMENT OF EDUCATION
101 Pleasant Street
Concord, N.H. 03301
TEL (603) 271-3495
FAX (603)-271-1953
Citizens Services Line 1-800-339-9900**

September 10, 2021

The Honorable Ken Weyler, Chairman
Fiscal Committee of the General Court
State House
Concord, NH 03301

His Excellency, Governor Christopher T. Sununu
and the Honorable Council
State House
Concord, NH 03301

REQUESTED ACTION

Pursuant to RSA 14:30-a, VI, authorize the Department of Education to accept and expend Individuals with Disabilities Education Act/American Rescue Plan Act of 2021 funds in the amount of \$793,409.00, for preschool students with disabilities, from the United States Department of Education, effective upon Fiscal Committee and Governor and Council approval through June 30, 2023. 100% Federal Funds.

Funds to be budgeted as follows:

IDEA – SPECIAL ED – PRESCHOOL - ARP
06-56-56-562010-24350000

Class	Description	FY 22
<u>Income</u>		
000-400338	Federal Funds	\$793,409.00
<u>Expenditures</u>		
072-502626	Grants - Federal	\$793,409.00

The Honorable Ken Weyler, Chairman
Fiscal Committee of the General Court

His Excellency, Governor Christopher T. Sununu
and the Honorable Council
September 10, 2021

EXPLANATION

The New Hampshire Department of Education (NH DOE), Bureau of Special Education Support, Office of Data and Finance received the Individuals with Disabilities Education Act/American Rescue Plan Act of 2021 funds through Section 643(c) of PL 116-260, the Consolidated Appropriations Act 2021, IDEA, section 611 and 619 and section 2014 of the ARP. These supplemental funds assist States, and through them, eligible local educational agencies (LEAs), in providing special education and related services to children with disabilities. Throughout this exceptionally challenging time, LEAs found it necessary to fund unconventional efforts from their local budgets to provide education and services to students with disabilities. The relief provided by these supplemental funds is intended to help address such shortfalls and ensure that LEAs are in the best position to rebuild while continuing to provide education to students with disabilities.

The NH DOE has been awarded \$793,409.00 for preschool students with disabilities and one hundred percent of the grant award will be allocated to all eligible LEAs. The state will allocate the funds no later than September 30, 2021, and obligated funds will be expended no later than September 30, 2023 per the Grant Award Notification (GAN) and Tydings Amendment that allows funds to be spent up to one year past the end date listed on the GAN. This request is for authorization through June 30, 2023, and the department will come back to the Fiscal Committee and G&C in July 2023, if the remaining three months are needed.

The NH DOE will allocate funds to LEAs based on the payment calculation provided by the US Department of Education. The NH DOE will deliver funds via the existing reporting and application software, the online Grant Management System (GMS). This system is currently used to manage other federal grant allocations for special education.

In support of the objectives noted above, the Department commits to: Notify each LEA of their allocations via a guidance letter, which will provide information about the funds and the required steps to expend the funds. The GMS system will track the uses of the funds through the activity descriptions and budget lines. The department commits to document and retain records of all activities related to its administration of this supplemental funds program, consistent with standard review and recordkeeping requirements of the IDEA grant allocations.

The Honorable Ken Weyler, Chairman
Fiscal Committee of the General Court

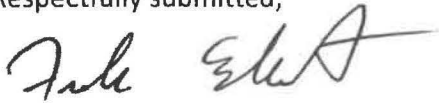
His Excellency, Governor Christopher T. Sununu
and the Honorable Council
September 10, 2021

The following appropriation authorities are being requested:

Class	Class Description	Explanation
072- 500577	Grants Federal	Appropriation for the distribution of funds to grant sub- recipients.

In the event Federal Funds become no longer available, General Funds will not be requested to support this program.

Respectfully submitted,



Frank Edelblut
Commissioner of Education



**US Department of Education
Washington, D.C. 20202**

H173X210109

GRANT AWARD NOTIFICATION

1	RECIPIENT NAME NEW HAMPSHIRE DEPT. OF EDUCATION 101 PLEASANT STREET CONCORD, NH 03301 - 3860	2	AWARD INFORMATION PR/AWARD NUMBER H173X210109 ACTION NUMBER 1 ACTION TYPE New AWARD TYPE Formula																				
3	PROJECT STAFF RECIPIENT STATE DIRECTOR Rebecca Fredette (603) 271-6693 Rebecca.A.Fredette@doe.nh.gov EDUCATION PROGRAM CONTACT Gregory Corr (202) 245-7309 gregg.corr@ed.gov EDUCATION PAYMENT HOTLINE G5 PAYEE HELPDESK 888-336-8930 edcaps.user@ed.gov	4	PROJECT DESCRIPTION 84.173X Individuals with Disabilities Education Act/American Rescue Plan Act of 2021 (ARP)																				
5	KEY PERSONNEL N/A																						
6	AWARD PERIODS BUDGET PERIOD 07/01/2021 - 09/30/2022 FEDERAL FUNDING PERIOD 07/01/2021 - 09/30/2022 FUTURE BUDGET PERIODS N/A																						
7	AUTHORIZED FUNDING CURRENT AWARD AMOUNT \$793,409.00 PREVIOUS CUMULATIVE AMOUNT \$0.00 CUMULATIVE AMOUNT \$793,409.00																						
8	ADMINISTRATIVE INFORMATION DUNS/SSN 808590277 REGULATIONS CFR PART 300 EDGAR AS APPLICABLE 2 CFR AS APPLICABLE ATTACHMENTS 3 , 8 , 9 , 11 , 12 , 13 , 14 , GE3 , GE4 , GE5																						
9	LEGISLATIVE AND FISCAL DATA AUTHORITY: PL 108-446 /117-2 PT-B - PRESCHOOL INDIVIDUALS WITH DISABILITIES EDUCATION ACT/AMERICAN RESCUE PLAN ACT OF 2021 PROGRAM TITLE: SPECIAL EDUCATION - PRESCHOOL GRANTS CFDA/SUBPROGRAM NO: 84.173X <table border="1"> <thead> <tr> <th>FUND CODE</th> <th>FUNDING YEAR</th> <th>AWARD YEAR</th> <th>ORG. CODE</th> <th>CATEGORY</th> <th>LIMITATION</th> <th>ACTIVITY</th> <th>CFDA</th> <th>OBJECT CLASS</th> <th>AMOUNT</th> </tr> </thead> <tbody> <tr> <td>0300X</td> <td>2021</td> <td>2021</td> <td>EH000000</td> <td>B</td> <td>K9K</td> <td>000</td> <td>173</td> <td>4101A</td> <td>\$793,409.00</td> </tr> </tbody> </table>			FUND CODE	FUNDING YEAR	AWARD YEAR	ORG. CODE	CATEGORY	LIMITATION	ACTIVITY	CFDA	OBJECT CLASS	AMOUNT	0300X	2021	2021	EH000000	B	K9K	000	173	4101A	\$793,409.00
FUND CODE	FUNDING YEAR	AWARD YEAR	ORG. CODE	CATEGORY	LIMITATION	ACTIVITY	CFDA	OBJECT CLASS	AMOUNT														
0300X	2021	2021	EH000000	B	K9K	000	173	4101A	\$793,409.00														



US Department of Education
Washington, D.C. 20202

H173X210109

GRANT AWARD NOTIFICATION

10

PR/AWARD NUMBER: H173X210109
RECIPIENT NAME: NEW HAMPSHIRE DEPT. OF EDUCATION

TERMS AND CONDITIONS

- (1) The Office of Management and Budget requires all Federal agencies to assign a Federal Award Identifying Number (FAIN) to each of their financial assistance awards. The PR/AWARD NUMBER identified in Block 2 is your FAIN. If subawards are permitted under this grant, and you choose to make subawards, you must document the assigned PR/AWARD NUMBER (FAIN) identified in Block 2 of this Grant Award Notification on each subaward made under this grant. The term subaward means:
 - 1. A legal instrument to provide support for the performance of any portion of the substantive project or program for which you received this award and that you as the recipient award to an eligible subrecipient. (See 2 CFR 200.331(a))
 - 2. The term does not include your procurement of property and services needed to carry out the project or program (The payments received for goods or services provided as a contractor are not Federal awards, see 2 CFR 200.501(f) of the OMB Uniform Guidance: "Uniform Administrative Requirements, Cost Principles, and Audit Requirements for Federal Awards").
 - 3. A subaward may be provided through any legal agreement, including an agreement that you or a subrecipient considers a contract. (See 2 CFR 200.1)
- (2) The negotiated indirect cost rate or the indirect cost allocation plan approved for the entity identified in Block 1 of this GAN applies to this grant award.
- (3) WHEN ISSUING STATEMENTS, PRESS RELEASES, REQUESTS FOR PROPOSALS, BID SOLICITATIONS, AND OTHER DOCUMENTS DESCRIBING THIS PROJECT OR PROGRAMS FUNDED IN WHOLE OR IN PART WITH FEDERAL MONEY, ALL GRANTEEES RECEIVING FEDERAL FUNDS, INCLUDING BUT NOT LIMITED TO STATE AND LOCAL GOVERNMENTS, SHALL STATE CLEARLY:
 - 1) THE DOLLAR AMOUNT OF FEDERAL FUNDS FOR THE PROJECT,
 - 2) THE PERCENTAGE OF THE TOTAL COST OF THE PROJECT THAT WILL BE FINANCED WITH FEDERAL FUNDS, AND
 - 3) THE PERCENTAGE AND DOLLAR AMOUNT OF THE TOTAL COST OF THE PROJECT THAT WILL BE FINANCED BY NON-GOVERNMENTAL SOURCES.

AS OF 07/01/97, FEDERAL FISCAL YEAR (FFY) WILL REFER TO THE YEAR THE FUNDS WERE APPROPRIATED.
- (4) UNDER THE "TYDINGS AMENDMENT," SECTION 421(b) OF THE GENERAL EDUCATION PROVISIONS ACT, 20 U.S.C. 1225(b), ANY FUNDS THAT ARE NOT OBLIGATED AT THE END OF THE FEDERAL FUNDING PERIOD SPECIFIED IN BLOCK 6 SHALL REMAIN AVAILABLE FOR OBLIGATION FOR AN ADDITIONAL PERIOD OF 12 MONTHS.

Signature Not Verified
Digitally signed by Yvette Thompson
Date: Thu Jul 01 20:31:51 EDT 2021

AUTHORIZING OFFICIAL

DATE

Frank Edelblut
Commissioner



Christine Brennan
Deputy Commissioner

STATE OF NEW HAMPSHIRE
DEPARTMENT OF EDUCATION
101 Pleasant Street
Concord, N.H. 03301
TEL (603) 271-3495
FAX (603)-271-1953
Citizens Services Line 1-800-339-9900

September 9, 2021

The Honorable Ken Weyler, Chairman
Fiscal Committee of the General Court
State House
Concord, New Hampshire 03301

His Excellency, Governor Christopher T. Sununu
And the Honorable Council
State House
Concord, New Hampshire 03301

REQUESTED ACTION

Pursuant to RSA 14:30-a, VI, the New Hampshire Department of Education (NHDOE) requests authorization to accept and expend American Rescue Plan, Elementary and Secondary School Emergency Relief (ARP ESSER) funds in the amount of \$116,893,404 from the United States Department of Education to help safely reopen and sustain the safe operation of schools and address the impact of the coronavirus pandemic on the nation's students, effective upon Fiscal Committee and Governor and Council approval through June 30, 2023. 100% Federal Funds.

Funds to be budgeted in the account titled, as shown below:

ESSER III – ARP 2021
Account: 06-56-56-562010-24370000
Revenue Source Code: 400374

The Honorable Kai Weyer, Chairman
Fiscal Committee of the General Court and

His Excellency Governor Christopher T. Sununu
and the Honorable Council
September 9, 2021

Class	Description	Adjusted Authorized FY 22 Budget	Requested Change	Requested Revised FY 22 Budget	Requested FY 23 Budget
<u>Income</u>					
000-400374	Inter-Agency Transfers	\$ (233,662,214)	\$ (116,848,900)	\$ (350,511,114)	\$ (44,504)
<u>Expenditures</u>					
020-582703	Current Expense	\$ 5,650	\$ 28,100	\$ 33,750	\$ 20,000
027-582703	Trans to DOIT	\$ 21,975	\$ 10,000	\$ 31,975	\$ 5,000
028-582814	Trans to Gen Serv.	\$ 17,100	\$ 7,500	\$ 24,600	\$ 1,500
029-500290	Intra-Agency Trans	\$ 106,515	\$ 4,368	\$ 110,883	\$ 400
030-500301	Equipment New Replacement	\$ 500	\$ 1,500	\$ 2,000	\$ 1,000
037-500173	Technology Hardware	\$ 4,900	\$ 4,900	\$ 9,800	\$ 100
038-500177	Technology Software	\$ 1,750	\$ 5,000	\$ 6,750	\$ 1,000
039-500191	Telecommunications	\$ 4,445	\$ 6,000	\$ 10,445	\$ 1,750
040-500800	Indirect Costs	\$ 48,590	\$ 25,595	\$ 74,185	\$ 2,454
041-500801	Audit Fund Set Aside	\$ 233,662	\$ 116,800	\$ 350,462	\$ 100
042-500620	Additional Fringe Benefits	\$ 16,229	\$ 47,200	\$ 63,429	\$ 200
050-500109	Personal Services Temp Appoi	\$ 200,370	\$ 2,500	\$ 202,870	\$ 2,500
059-500117	Temp Full Time	\$ 240,642	\$ 259,500	\$ 500,142	\$ 500
060-500601	Benefits	\$ 250,619	\$ 5,000	\$ 255,619	\$ 5,000
066-500546	Employee Training	\$ 100	\$ 3,000	\$ 3,100	\$ 500
070-500704	In State Travel Reimburseme	\$ 3,500	\$ 6,000	\$ 9,500	\$ 1,500
072-509073	Grants Federal	\$ 216,962,229	\$ 108,533,809	\$ 325,496,038	\$ -
080-500710	Out of State Travel Reimb	\$ 6,250	\$ 7,000	\$ 13,250	\$ 1,000
102-500731	Contracts for Program Servi	\$ 15,537,188	\$ 7,775,128	\$ 23,312,316	\$ -
	Total	\$ 233,662,214	\$ 116,848,900	\$ 350,511,114	\$ 44,504

EXPLANATION

Similar to ESSER I and ESSER II under the Coronavirus Aid, Relief, and Economic Security (CARES) Act and the Coronavirus Response and Relief Supplemental Appropriations (CRRSA) Act respectively, the American Rescue Plan Elementary and Secondary School Emergency Relief (ARP ESSER) Fund under the American Rescue Plan (ARP) Act of 2021 allows the State Education Agency (SEA) and its Local Educational Agencies (LEAs) to expend funds flexibly “to help safely reopen and sustain the safe operation of schools and address the impact of the coronavirus pandemic on the nation’s students.”

Approved by the Governor under his emergency authority at the time, the New Hampshire Department of Education (NHDOE) accepted the first portion (two-thirds or \$233,667,755) of ARP ESSER on March 24, 2021, and awarded 90 percent of ARP ESSER to local education agencies (LEAs) based on FY2020 Title I, Part A allocations in fiscal year 2020 on May 24, 2021 within 60 days of receipt.

The U.S. Department of Education (USED) conditioned the receipt of the second portion (one-third or \$116,893,404) of ARP ESSER on the submission of an ARP ESSER State Plan, which the NHDOE submitted to USED on June 7, 2021, a deadline which nearly half of States were unable to meet. USED approved

The Honorable Carl Weyer, Chairman
Fiscal Committee of the General Court and

His Excellency Governor Christopher T. Sununu
and the Honorable Council
September 9, 2021

NHDOE's ARP ESSER State Plan and provided the remaining one-third of ARP ESSER to NHDOE on August 5, 2021. See the USED-approved New Hampshire ARP ESSER State Plan posted on NHDOE's website: <https://www.education.nh.gov/sites/g/files/ehbemt326/files/inline-documents/arp-esser-nh-state-plan-revised-final-07-28-21.pdf>. Like the first two-thirds of ARP ESSER, NHDOE plans to award 90 percent of the final one-third of ARP ESSER to LEAs based on FY2020 Title I, Part A allocations in fiscal year 2020 by October 5, 2021 within 60 days of receipt.

NHDOE has communicated the relevant federal statutory and regulatory requirements, guidance, and allowable activities and expenditures, and will again prepare allocations and deliver funds via the existing reporting and application software, the online Grants Management System (GMS). LEAs will submit application documents, including allowable grant activities, through this software. NHDOE will process allowable grant activities and budgets and LEAs will be able to spend available funds to be reimbursed through the reporting system.

Per federal statute and regulation, each LEA receiving an ARP ESSER subgrant must submit to NHDOE and make publicly available an APR ESSER LEA plan for the safe return to in-person instruction and continuity of services. Such plans were due on June 23, 2021 (within 30 days of the LEA subgrant date) and are posted on NHDOE's website: <https://www.education.nh.gov/who-we-are/commissioner/nh-school-reopening-plans>. The LEA must seek public comment and take such comments into account in the development of the LEA reopening plan before making the plan publicly available.

Likewise, each LEA receiving an ARP ESSER subgrant must submit to NHDOE and make publicly available an APR ESSER LEA use of funds plan. Such plans were due on August 23, 2021 (within 90 days of the LEA subgrant date) and are posted on NHDOE's website: <https://www.education.nh.gov/educators/grants-and-funding/emergency-funding-schools/new-hampshire-lea-arp-esser-use-funds-plans>. Importantly, LEAs are federally-required to engage in meaningful consultation with stakeholders—including students, families, educators, school leaders, and stakeholders representing the interests of children with disabilities, English learners, children experiencing homelessness, children and youth in foster care, migratory students, children who are incarcerated, and other underserved students—and to take such input into account in the development of the APR ESSER LEA use of funds plan.

NHDOE must review for both the APR ESSER LEA plan for the safe return to in-person instruction and continuity of services and the ARP ESSER LEA use of funds plan for completeness and compliance. If either plan is not submitted to the NHDOE, made publicly available, complete, and compliant, the LEA is out of compliance with federal statutory and regulatory requirements and, thus, NHDOE will be unable to process an LEA's grant activities and budgets submitted in GMS.

Additionally, unlike most federal funds, construction projects are allowable under ARP ESSER. NHDOE has developed a two-step ESSER-funded construction activity approval process, which has served as a model for the nation. Before submitting grant activities and budgets in GMS, an LEA must apply for and obtain conceptual project approval. Upon receipt of conceptual project approval, an LEA should then submit construction activities for review and approval in GMS. By approving such activities in GMS, NHDOE has found they are substantially approvable to proceed. Finally, LEAs must obtain final approval

The Honorable Ken Weyler, Chairman
Fiscal Committee of the General Court, and

His Excellency, Governor Christopher T. Sununu
and the Honorable Council
September 9, 2021

before receiving reimbursement. Please find NHDOE's ESSER-funded construction activity approval process on NHDOE's website: <https://www.education.nh.gov/educators/grants-and-funding/emergency-funding-schools/esser-funded-construction>.

In using ARP ESSER funds, an LEA must reserve at least 20 percent of funds "to address learning loss through the implementation of evidence-based interventions and ensure that those interventions respond to students' social, emotional, and academic needs and address the disproportionate impact of COVID-19 on underrepresented student subgroups." Remaining LEA ARP ESSER funds may be used for a wide range of activities, including:

- any activity authorized by the ESEA, the Individuals with Disabilities Education Act (IDEA), Adult Education and Family Literacy Act (AEFLA), or Carl D. Perkins Career and Technical Education Act of 2006 (Perkins CTE);
- developing strategies and implement public health protocols including, to the greatest extent practicable, policies in line with guidance from the Centers for Disease Control and Prevention (CDC) on reopening and operating schools to effectively maintain the health and safety of students, educators, and other staff;
- coordinating preparedness and response efforts with State, local, Tribal, and territorial public health departments to prevent, prepare for, and respond to COVID-19;
- training and professional development on sanitizing and minimizing the spread of infectious diseases;
- purchasing supplies to sanitize and clean the LEA's facilities;
- repairing and improving school facilities to reduce risk of virus transmission and exposure to environmental health hazards;
- improving indoor air quality;
- addressing the needs of children from low-income families, children with disabilities, English learners, racial and ethnic minorities, students experiencing homelessness, and foster care youth;
- developing and implementing procedures and systems to improve the preparedness and response efforts of LEAs;
- planning for or implementing activities during long-term closures, including providing meals to eligible students and providing technology for online learning;
- purchasing educational technology (including hardware, software, connectivity, assistive technology, and adaptive equipment) for students that aids in regular and substantive educational interaction between students and their classroom instructors, including students from low-income families and children with disabilities;
- providing mental health services and supports, including through the implementation of evidence-based full-service community schools and the hiring of counselors;
- planning and implementing activities related to summer learning and supplemental after-school programs;
- addressing learning loss; and
- other activities that are necessary to maintain operation of and continuity of and services, including continuing to employ existing or hiring new LEA and school staff.

Additionally, the 10 percent of ARP ESSER funds administered by the State Education Agency includes three State-level reservations:

- 5 percent of the total ARP ESSER allocation for the implementation of evidence-based interventions aimed specifically at addressing learning loss;
- 1 percent of the total ARP ESSER allocation for evidence-based summer enrichment programs; and
- 1 percent of the total ARP ESSER allocation for evidence-based comprehensive afterschool programs.

APPROPRIATION EXPLANATION

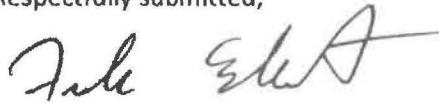
<u>Class</u>	<u>Class Description</u>	<u>Explanation</u>
020	Current Expenses	Appropriation to cover materials and supplies that will be used by staff.
027	Transfers to DOIT	Appropriation to cover required IT support.
028	Transfers to General Services	Appropriation for staff work areas.
029	Intra-Agency Transfers	Appropriation to internal program support.
030	Equipment	Appropriation to provide new equipment to staff hired under the grant.
037	Technology Hardware	Appropriation for new computer hardware.
038	Technology Software	Appropriation for new computer software.
039	Telecommunications	Appropriation to provide VOIP and other telecommunications services.
040	Indirect Costs	Appropriation to meet the State of NH Statewide Cost Allocation Plan obligations.
041	Audit Fund Set Aside	Appropriation is based on .1 percent of the grant.
042	Post-Retirement	Appropriation to cover post retirement costs at the estimated rate of 8.0 percent.
050	Part Time Salaries	Appropriation to cover cost allocation of salary.
059	Personal Service Temp	Appropriation to fund existing position to support the grant. No new positions are being created with these new funds.
060	Benefits	Appropriation to cover benefits for existing full time temporary positions and cost allocated positions.
066	Employee Training	Appropriation to cover training of staff.
070	In-State Travel	Appropriation to cover travel for in state meetings, presentations and technical assistance.
072	Grants – Federal	Appropriation for the distribution of funds to grant sub-recipients.
080	Out of State Travel	Appropriation to cover staff travel to attend out of state meetings and presentations.
102	Contracts for Program Services	Appropriation to contract with providers of evaluation services, technical assistance and trainings.

The Honorable Ken Weylan, Chairman
Fiscal Committee of the General Court, and

His Excellency, Governor Christopher T. Swann
and the Honorable Council
September 9, 2021

In the event Federal Funds become no longer available, General Funds will not be requested to support this program. Attached is a copy of the grant award.

Respectfully submitted,

A handwritten signature in black ink, appearing to read "Frank Edelblut". The signature is written in a cursive, flowing style.

Frank Edelblut
Commissioner of Education



**US Department of Education
Washington, D.C. 20202**

S425U210017 - 21A

GRANT AWARD NOTIFICATION

1 RECIPIENT NAME New Hampshire Department of Education 101 Pleasant Street Concord, NH 03301	2 AWARD INFORMATION PR/AWARD NUMBER S425U210017 - 21A ACTION NUMBER 2 ACTION TYPE Revision AWARD TYPE Formula																				
3 PROJECT STAFF RECIPIENT STATE DIRECTOR Susan K Murphy (603) 271-3838 Susan.K.Murphy@doe.nh.gov EDUCATION PROGRAM CONTACT Morgan Rawlings (202) 453-5804 morgan.rawlings@ed.gov EDUCATION PAYMENT HOTLINE G5 PAYEE HELPDESK 888-336-8930 edcaps.user@ed.gov	4 PROJECT DESCRIPTION 84.425U American Rescue Plan - Elementary and Secondary Schools Emergency Relief Fund (ARP-ESSER)																				
5 KEY PERSONNEL N/A																					
6 AWARD PERIODS BUDGET PERIOD 03/24/2021 - 09/30/2023 FEDERAL FUNDING PERIOD 03/24/2021 - 09/30/2023 FUTURE BUDGET PERIODS N/A																					
7 AUTHORIZED FUNDING CURRENT AWARD AMOUNT \$116,893,404.00 PREVIOUS CUMULATIVE AMOUNT \$233,667,755.00 CUMULATIVE AMOUNT \$350,561,159.00																					
8 ADMINISTRATIVE INFORMATION DUNS/SSN 808590277 REGULATIONS EDGAR AS APPLICABLE 2 CFR AS APPLICABLE ATTACHMENTS N/A																					
9 LEGISLATIVE AND FISCAL DATA AUTHORITY: PL PUBLIC LAW 117-2 N/A AMERICAN RESCUE PLAN ACT OF 2021 PROGRAM TITLE: EDUCATION STABILIZATION FUND CFDA/SUBPROGRAM NO: 84.425U <table border="1"> <thead> <tr> <th>FUND CODE</th> <th>FUNDING YEAR</th> <th>AWARD YEAR</th> <th>ORG. CODE</th> <th>CATEGORY</th> <th>LIMITATION</th> <th>ACTIVITY</th> <th>CFDA</th> <th>OBJECT CLASS</th> <th>AMOUNT</th> </tr> </thead> <tbody> <tr> <td>0251N</td> <td>2021</td> <td>2021</td> <td>ES000000</td> <td>B</td> <td>DR6</td> <td>000</td> <td>425</td> <td>4101A</td> <td>\$116,893,404.00</td> </tr> </tbody> </table>		FUND CODE	FUNDING YEAR	AWARD YEAR	ORG. CODE	CATEGORY	LIMITATION	ACTIVITY	CFDA	OBJECT CLASS	AMOUNT	0251N	2021	2021	ES000000	B	DR6	000	425	4101A	\$116,893,404.00
FUND CODE	FUNDING YEAR	AWARD YEAR	ORG. CODE	CATEGORY	LIMITATION	ACTIVITY	CFDA	OBJECT CLASS	AMOUNT												
0251N	2021	2021	ES000000	B	DR6	000	425	4101A	\$116,893,404.00												



US Department of Education
Washington, D.C. 20202

S425U210017 - 21A

GRANT AWARD NOTIFICATION

10

PR/AWARD NUMBER: S425U210017 - 21A
RECIPIENT NAME: New Hampshire Department of Education

TERMS AND CONDITIONS

- (1) THIS ACTION IS TO INCREASE THE GRANT AWARD IN THE AMOUNT SHOWN IN BLOCK 7.
- (2) In its ARP ESSER State plan, a State educational agency (SEA) must describe how it will use the funds it reserves under sections 2001(f)(1)-(3) of the ARP Act on evidence-based interventions to address: (1) the academic impact of lost instructional time, (2) summer learning and enrichment programs, and (3) comprehensive afterschool programs; and must describe how the interventions it identifies will address the disproportionate impact of COVID-19 on certain groups of students. In its ARP ESSER State plan, New Hampshire indicated that it has not yet identified its interventions. As a result, this approval is conditioned on New Hampshire amending its ARP ESSER State plan to provide the requisite descriptions to meet the requirements in section D.1.i-iii, D.2.i-iii, and D.3.i-iii of the ARP ESSER State plan template. In addition, New Hampshire must provide an update on its progress selecting evidence-based interventions to meet these requirements within 30 days of receipt of this letter, and additional updates as required by the Department.

As part of the ARP ESSER State plan, each State assured that it would provide the Department the URLs for information related to ARP ESSER requirements. First, by June 21, 2021, each State was required to post publicly on its website, for the most recent time period available, data on mode of instruction and enrollment for all students, disaggregated by student subgroups. The State assured that it would provide to the Department the URL(s) where the public can readily find this data. The Department will follow up separately with you regarding this requirement, if necessary. Second, your State assured that it would provide to the Department the URL(s) for the SEA and/or local educational agency (LEA) websites where the public can find the LEA plans for: (a) the safe return to in-person instruction and continuity of services; and (b) use of ARP ESSER funds. Please submit the URL or URLs to the Department via email to your State mailbox at NewHampshire.OESE@ed.gov.

Please be aware that approval of New Hampshire s ARP ESSER State plan is not a determination that all the information included in the State plan complies with Federal civil rights requirements, including Title VI of the Civil Rights Act of 1964, Title IX of the Education Amendments of 1972, Section 504 of the Rehabilitation Act of 1973, Title II of the Americans with Disabilities Act, and requirements under the Individuals with Disabilities Education Act. It is New Hampshire s responsibility to comply with these civil rights requirements.

Ian Rosenblum
Acting Assistant Secretary

08/05/2021

AUTHORIZING OFFICIAL

DATE

W.

HH



JUN18'21 AM 8:41 RCVD

Frank Edelblut
Commissioner

Christine Brennan
Deputy Commissioner

STATE OF NEW HAMPSHIRE
DEPARTMENT OF EDUCATION
101 Pleasant Street
Concord, N.H. 03301
TEL (603) 271-3495
FAX (603)-271-1953
Citizens Services Line 1-800-339-9900

June 5, 2021

The Honorable Ken Weyler, Chairman
Fiscal Committee of the General Court, and

His Excellency, Governor Christopher T. Sununu
And the Honorable Council
State House
Concord, NH 03301

INFORMATIONAL ITEM

Pursuant to RSA 4:45, RSA 21-P:43, and Section 4 of Executive Order 2020-04 as extended by Executive Orders 2020-05 and 2020-08, 2020-09, 2020-10, 2020-14, 2020-15, 2020-16, 2020-17, 2020-18, 2020-20, 2020-21, 2020-23, 2020-24, 2020-25, 2021-01, 2021-02, 2021-04, 2021-05, 2021-06, 2021-08, and 2021-10, and suspend the Manual of Procedures 150, V., B., I., requirement, Governor Sununu has authorized the Department of Education (DOE) to accept and expend American Rescue Plan, Elementary and Secondary School Emergency Relief (ARP ESSER) funds in the amount of \$233,667,755 from the United States Department of Education, effective upon approval by the Governor through June 30, 2024. 100% Federal Funds.

Funds to be budgeted in the account titled, as shown below:

ESSER III – ARP 2021
Account: 06-56-56-562010-19740000
Revenue Source Code: 400374

The Honorable Ken Weyler, Chairman
Fiscal Committee of the General Court, and

His Excellency, Governor Christopher T. Sununu
and the Honorable Council
June 5, 2021

ESSER III - 1974				
Class	Object	Description	FY21	FY22
020	500200	Current Expenses	2,550	4,550
027	582703	Transfers to DOIT	4,200	17,775
028	582814	Transfers to General Servic	3,150	13,950
029	500290	Intra-Agency Transfers	45,750	66,300
030	500301	Equipment New Replacement	200	300
037	500173	Technology Hardware	200	300
038	500177	Technology Software	500	1,250
039	500190	Telecommunications	627	3,818
040	500800	Indirect Costs	13,701	34,889
041	500801	Audit Fund Set Aside	233,010	658
042	500620	Additional Frindge Benefits	4,427	11,802
050	500109	Personal Service Temp Appoi	42,846	157,524
059	500177	Temp Full Time	77,448	163,194
060	500601	Benefits	77,540	173,079
066	500544	Employee Training	250	300
070	500710	In State Travel Reimbursement	1,200	2,300
072	500557	Grants Federal	216,962,229	-
080	500710	Out of State Travel Reimb	3,250	5,500
102	500731	Contracts for Program Services	15,537,188	-
		FY TOTAL	233,010,266	657,489

EXPLANATION

The New Hampshire Department of Education received the first portion (two-thirds) of the American Rescue Plan Elementary and Secondary School Emergency Relief (ARP ESSER) Fund under the American Rescue Plan (ARP) Act of 2021 on March 24, 2021. Similar to ESSER I and ESSER II under the Coronavirus Aid, Relief, and Economic Security (CARES) Act and the Coronavirus Response and Relief Supplemental Appropriations (CRRSA) Act respectively, this fund allows the State Education Agency (SEA) and its Local Educational Agencies (LEAs) to expend funds flexibly "to help safely reopen and sustain the safe operation of schools and address the impact of the coronavirus pandemic on the nation's students." USED conditioned the receipt of the second portion (one-third) of ARP ESSER on the submission of an ARP ESSER State Plan application, the deadline for which is June 7, 2021.

The New Hampshire Department of Education (NH DOE), upon receipt of regulatory and guidance documents from the US Education Department, will award 90 percent of ARP ESSER to local education

The Honorable Ken Weyler, Chairman
Fiscal Committee of the General Court, and

His Excellency, Governor Christopher T. Sununu
and the Honorable Council
June 5, 2021

agencies (LEAS) based on FY2020 Title I, Part A allocations in fiscal year 2020 within 60 days of receipt or by May 24, 2021. The NH DOE will prepare allocations and deliver funds via the existing reporting and application software, the online Grants Management System (GMS). LEAs will submit application documents, including program assurances and allowable grant activities, through this software, enabling two-way communication and reimbursement of expenses.

Additionally, within 30 days of the subgrant date, LEAs that receive ARP ESSER funds must make publicly available on its website a plan for the safe return to in-person instruction and continuity of services. LEAs may also meet this requirement if the LEA "developed and made publicly available on the LEA's website such a plan that meets statutory requirements before the enactment of the ARP." In both scenarios, the LEA must seek public comment and take such comments into account in the development of the plan before making the plan publicly available

The NHDOE will communicate allocations, guidance and regulations on allowable activities and expenditures. LEAs will submit program assurances and activities. NHDOE will review, approve or suggest edits, and LEAs will be allowed to spend available funds to be reimbursed through the reporting system.

An LEA receiving ARP ESSER must reserve at least 20 percent of funds "to address learning loss through the implementation of evidence-based interventions and ensure that those interventions respond to students' social, emotional, and academic needs and address the disproportionate impact of COVID-19 on underrepresented student subgroups." Remaining LEA ARP ESSER funds may be used for a wide range of activities, including:

- any activity authorized by the ESEA, the Individuals with Disabilities Education Act (IDEA), Adult Education and Family Literacy Act (AEFLA), or Carl D. Perkins Career and Technical Education Act of 2006 (Perkins CTE);
- developing strategies and implement public health protocols including, to the greatest extent practicable, policies in line with guidance from the Centers for Disease Control and Prevention (CDC) on reopening and operating schools to effectively maintain the health and safety of students, educators, and other staff;
- coordinating preparedness and response efforts with State, local, Tribal, and territorial public health departments to prevent, prepare for, and respond to COVID-19;
- training and professional development on sanitizing and minimizing the spread of infectious diseases;
- purchasing supplies to sanitize and clean the LEA's facilities;
- repairing and improving school facilities to reduce risk of virus transmission and exposure to environmental health hazards;
- improving indoor air quality;
- addressing the needs of children from low-income families, children with disabilities, English learners, racial and ethnic minorities, students experiencing homelessness, and foster care youth;
- developing and implementing procedures and systems to improve the preparedness and response efforts of LEAs;

The Honorable Ken Weyler, Chairman
Fiscal Committee of the General Court, and

His Excellency, Governor Christopher T. Sununu
and the Honorable Council
June 5, 2021

- planning for or implementing activities during long-term closures, including providing meals to eligible students and providing technology for online learning;
- purchasing educational technology (including hardware, software, connectivity, assistive technology, and adaptive equipment) for students that aids in regular and substantive educational interaction between students and their classroom instructors, including students from low-income families and children with disabilities;
- providing mental health services and supports, including through the implementation of evidence-based full-service community schools and the hiring of counselors;
- planning and implementing activities related to summer learning and supplemental after-school programs;
- addressing learning loss; and
- other activities that are necessary to maintain operation of and continuity of and services, including continuing to employ existing or hiring new LEA and school staff.

Within the 10 percent set aside, ARP ESSER also includes three State-level reservations:

- 5 percent of the total ARP ESSER allocation for the implementation of evidence-based interventions aimed specifically at addressing learning loss;
- 1 percent of the total ARP ESSER allocation for evidence-based summer enrichment programs; and
- 1 percent of the total ARP ESSER allocation for evidence-based comprehensive afterschool programs.

In support of the objectives noted above, the Department commits to: adequately monitoring the formula subgrantees; assisting in the development of remote learning programming; providing technical assistance to understand new legislation and new flexibilities; supporting fiscal compliance guidance and support.

APPROPRIATION EXPLANATION

<u>Class</u>	<u>Class Description</u>	<u>Explanation</u>
020	Current Expenses	Appropriation to cover materials and supplies that will be used by staff.
027	Transfers to DOIT	Appropriation to cover required IT support.
028	Transfers to General Services	Appropriation for staff work areas.
029	Intra-Agency Transfers	Appropriation to internal program support.
030	Equipment	Appropriation to provide new equipment to staff hired under the grant.
037	Technology Hardware	Appropriation for new computer hardware.
038	Technology Software	Appropriation for new computer software.
039	Telecommunications	Appropriation to provide VOIP and other telecommunications services.

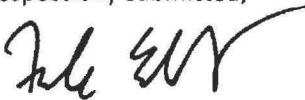
The Honorable Ken Weyler, Chairman
Fiscal Committee of the General Court, and

His Excellency, Governor Christopher T. Sununu
and the Honorable Council
June 5, 2021

040	Indirect Costs	Appropriation to meet the State of NH Statewide Cost Allocation Plan obligations.
041	Audit Fund Set Aside	Appropriation is based on .1 percent of the grant.
042	Post-Retirement	Appropriation to cover post retirement costs at the current rate of 10.43 percent.
050	Part Time Salaries	Appropriation to cover cost allocation of salary.
059	Personal Service Temp	Appropriation to fund existing position to support the grant.
060	Benefits	Appropriation to cover Health, Dental, Life, Medicare, FICA and Retirement Contributions for full time and cost allocated positions.
066	Employee Training	Appropriation to cover training of staff.
070	In-State Travel	Appropriation to cover travel for in state meetings, presentations and technical assistance.
072	Grants – Federal	Appropriation for the distribution of funds to grant sub-recipients.
080	Out of State Travel	Appropriation to cover staff travel to attend out of state meetings and presentations.
102	Contracts for Program Services	Appropriation to contract with providers of evaluation services, technical assistance and trainings.

In the event Federal Funds become no longer available, General Funds will not be requested to support this program. Attached is a copy of the grant award.

Respectfully submitted,



Frank Edelblut
Commissioner of Education



**STATE OF NEW HAMPSHIRE
OFFICE OF THE GOVERNOR**

CHRISTOPHER T. SUNUNU
Governor

May 11, 2021

Frank Edelblut
Commissioner
New Hampshire Department of Education
101 Pleasant Street
Concord, N.H. 03301

Dear Commissioner Edelblut,

Pursuant to my authority under RSA 21-P:43; RSA 4:45; RSA 4:47; and Executive Order 2020-04, as extended by Executive Orders 2020-05, 2020-08, 2020-09, 2020-10, 2020-14, 2020-15, 2020-16, 2020-17, 2020-18, 2020-20, 2020-21, 2020-23, 2020-24, 2020-25, 2021-01, 2021-02, 2021-04, 2021-05, 2021-06, and 2021-08 I have approved your written request, in attachment, to take the following actions related to the American Rescue Plan (ARP) Act Elementary and Secondary School Emergency Relief (ESSER) Funds:

1. Authority for the Department of Education (DOE), Division of Learner Support to accept and expend American Rescue Plan (ARP) Act Elementary and Secondary School Emergency Relief (ESSER) funds in the amount of \$233,667,755 from the United States Department of Education. Budgeted consistent with the information in the request, in attachment. Effective through June 30, 2024. (100% Federal Funds)

The Department of Administrative Services is authorized to take the actions necessary to effectuate this authorization.

Sincerely,

A handwritten signature in black ink that reads "Chris T. Sununu".

Christopher T. Sununu
Governor

CC: Charles Arlinghaus, Commissioner, Department of Administrative Services

Frank Edelblut
Commissioner



Christine Brennan
Deputy Commissioner

STATE OF NEW HAMPSHIRE
DEPARTMENT OF EDUCATION
101 Pleasant Street
Concord, N.H. 03301
TEL (603) 271-3498
FAX (603)-271-1953
Citizens Services Line 1-800-339-9800

May 11, 2021

His Excellency, Governor Christopher T. Sununu
State House
Concord, NH 03301

REQUESTED ACTION UNDER RSA 4:45, RSA 21-P:43, AND SECTION 4 OF EXECUTIVE ORDER 2020-A4 AS EXTENDED BY EXECUTIVE ORDERS 2020-05 AND 2020-08, 2020-09, 2020-10, 2020-14, 2020-15, 2020-16, 2020-17, 2020-18, 2020-20, 2020-21, 2020-23, 2020-24, 2020-25, 2021-01, 2021-02, 2021-04, 2021-05 AND 2021-06 AND SUSPEND THE MANUAL OF PROCEDURES 150, V., B., 1., REQUIREMENT.

Authorize the Department of Education, Division of Learner Support to accept and expend American Rescue Plan, Elementary and Secondary School Emergency Relief (ARP ESSER) funds in the amount of \$233,667,755 from the United States Department of Education, effective upon approval by the Governor through June 30, 2024. 100% Federal Funds.

Funds to be budgeted in the account titled, as shown below:

ESSER III – ARP 2021
Account: 06-56-56-562010-19740000
Revenue Source Code: 400374

His Excellency, Governor Christopher T. Sununu
 May 11, 2021

ESSER III - 1974				
Class	Object	Description	FY21	FY22
020	500200	Current Expenses	2,550	4,550
027	582703	Transfers to DOIT	4,200	17,775
028	582814	Transfers to General Servic	3,150	13,950
029	500290	Intra-Agency Transfers	45,750	66,300
030	500301	Equipment New Replacement	200	300
037	500173	Technology Hardware	200	300
038	500177	Technology Software	500	1,250
039	500190	Telecommunications	627	3,818
040	500800	Indirect Costs	13,701	34,889
041	500801	Audit Fund Set Aside	233,010	658
042	500620	Additional Frindge Benefits	4,427	11,802
050	500109	Personal Service Temp Appoi	42,846	157,524
059	500177	Temp Full Time	77,448	163,194
060	500601	Benefits	77,540	173,079
066	500544	Employee Training	250	300
070	500710	In State Travel Reimbursement	1,200	2,300
072	500557	Grants Federal	216,962,229	-
080	500710	Out of State Travel Reimb	3,250	5,500
102	500731	Contracts for Program Services	15,537,188	-
FY TOTAL			233,010,266	657,489

EXPLANATION

The New Hampshire Department of Education received the first portion (two-thirds) of the American Rescue Plan Elementary and Secondary School Emergency Relief (ARP ESSER) Fund under the American Rescue Plan (ARP) Act of 2021 on March 24, 2021. Similar to ESSER I and ESSER II under the Coronavirus Aid, Relief, and Economic Security (CARES) Act and the Coronavirus Response and Relief Supplemental Appropriations (CRRSA) Act respectively, this fund allows the State Education Agency (SEA) and its Local Educational Agencies (LEAs) to expend funds flexibly "to help safely reopen and sustain the safe operation of schools and address the impact of the coronavirus pandemic on the nation's students." USED conditioned the receipt of the second portion (one-third) of ARP ESSER on the submission of an ARP ESSER State Plan application, the deadline for which is June 7, 2021.

The New Hampshire Department of Education (NH DOE), upon receipt of regulatory and guidance documents from the US Education Department, will award 90 percent of ARP ESSER to local education agencies (LEAS) based on FY2020 Title I, Part A allocations in fiscal year 2020 within 60 days of receipt or by May 24, 2021. The NH DOE will prepare allocations and deliver funds via the existing reporting and

His Excellency, Governor Christopher T. Sununu
May 11, 2021

application software, the online Grants Management System (GMS). LEAs will submit application documents, including program assurances and allowable grant activities, through this software, enabling two-way communication and reimbursement of expenses.

Additionally, within 30 days of the subgrant date, LEAs that receive ARP ESSER funds must make publicly available on its website a plan for the safe return to in-person instruction and continuity of services. LEAs may also meet this requirement if the LEA "developed and made publicly available on the LEA's website such a plan that meets statutory requirements before the enactment of the ARP." In both scenarios, the LEA must seek public comment and take such comments into account in the development of the plan before making the plan publicly available

The NHDOE will communicate allocations, guidance and regulations on allowable activities and expenditures. LEAs will submit program assurances and activities. NHDOE will review, approve or suggest edits, and LEAs will be allowed to spend available funds to be reimbursed through the reporting system.

An LEA receiving ARP ESSER must reserve at least 20 percent of funds "to address learning loss through the implementation of evidence-based interventions and ensure that those interventions respond to students' social, emotional, and academic needs and address the disproportionate impact of COVID-19 on underrepresented student subgroups." Remaining LEA ARP ESSER funds may be used for a wide range of activities, including:

- any activity authorized by the ESEA, the Individuals with Disabilities Education Act (IDEA), Adult Education and Family Literacy Act (AEFLA), or Carl D. Perkins Career and Technical Education Act of 2006 (Perkins CTE);
- developing strategies and implement public health protocols including, to the greatest extent practicable, policies in line with guidance from the Centers for Disease Control and Prevention (CDC) on reopening and operating schools to effectively maintain the health and safety of students, educators, and other staff;
- coordinating preparedness and response efforts with State, local, Tribal, and territorial public health departments to prevent, prepare for, and respond to COVID-19;
- training and professional development on sanitizing and minimizing the spread of infectious diseases;
- purchasing supplies to sanitize and clean the LEA's facilities;
- repairing and improving school facilities to reduce risk of virus transmission and exposure to environmental health hazards;
- Improving indoor air quality;
- addressing the needs of children from low-income families, children with disabilities, English learners, racial and ethnic minorities, students experiencing homelessness, and foster care youth;
- developing and implementing procedures and systems to improve the preparedness and response efforts of LEAs;
- planning for or implementing activities during long-term closures, including providing meals to eligible students and providing technology for online learning;
- purchasing educational technology (including hardware, software, connectivity, assistive technology, and adaptive equipment) for students that aids in regular and substantive educational interaction between students and their classroom instructors, including students from low-income families and children with disabilities;

His Excellency, Governor Christopher T. Sununu
May 11, 2021

- providing mental health services and supports, including through the implementation of evidence-based full-service community schools and the hiring of counselors;
- planning and implementing activities related to summer learning and supplemental after-school programs;
- addressing learning loss; and
- other activities that are necessary to maintain operation of and continuity of and services, including continuing to employ existing or hiring new LEA and school staff.

Within the 10 percent set aside, ARP ESSER also includes three State-level reservations:

- 5 percent of the total ARP ESSER allocation for the implementation of evidence-based interventions aimed specifically at addressing learning loss;
- 1 percent of the total ARP ESSER allocation for evidence-based summer enrichment programs; and
- 1 percent of the total ARP ESSER allocation for evidence-based comprehensive afterschool programs.

In support of the objectives noted above, the Department commits to: adequately monitoring the formula subgrantees; assisting in the development of remote learning programming; providing technical assistance to understand new legislation and new flexibilities; supporting fiscal compliance guidance and support.

APPROPRIATION EXPLANATION

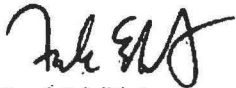
<u>Class</u>	<u>Class Description</u>	<u>Explanation</u>
020	Current Expenses	Appropriation to cover materials and supplies that will be used by staff.
027	Transfers to DOIT	Appropriation to cover required IT support.
028	Transfers to General Services	Appropriation for staff work areas.
029	Intra-Agency Transfers	Appropriation to internal program support.
030	Equipment	Appropriation to provide new equipment to staff hired under the grant.
037	Technology Hardware	Appropriation for new computer hardware.
038	Technology Software	Appropriation for new computer software.
039	Telecommunications	Appropriation to provide VOIP and other telecommunications services.
040	Indirect Costs	Appropriation to meet the State of NH Statewide Cost Allocation Plan obligations.
041	Audit Fund Set Aside	Appropriation is based on .1 percent of the grant.
042	Post-Retirement	Appropriation to cover post retirement costs at the current rate of 10.43 percent.
050	Part Time Salaries	Appropriation to cover cost allocation of salary.
059	Personal Service Temp	Appropriation to fund existing position to support the grant.
060	Benefits	Appropriation to cover Health, Dental, Life, Medicare, FICA and Retirement Contributions for full time and cost allocated positions.
066	Employee Training	Appropriation to cover training of staff.

His Excellency, Governor Christopher T. Sununu
May 11, 2021

070	In-State Travel	Appropriation to cover travel for in state meetings, presentations and technical assistance.
072	Grants – Federal	Appropriation for the distribution of funds to grant sub-recipients.
080	Out of State Travel	Appropriation to cover staff travel to attend out of state meetings and presentations.
102	Contracts for Program Services	Appropriation to contract with providers of evaluation services, technical assistance and trainings.

In the event Federal Funds become no longer available, General Funds will not be requested to support this program. Attached is a copy of the grant award.

Respectfully submitted,



Frank Edelblut
Commissioner of Education



**US Department of Education
Washington, D.C. 20202**

S425U210017

GRANT AWARD NOTIFICATION

<p>1 RECIPIENT NAME</p> <p>New Hampshire Department of Education 101 Pleasant Street Concord, NH 03301</p>	<p>2 AWARD INFORMATION</p> <p>PR/AWARD NUMBER S425U210017 ACTION NUMBER 1 ACTION TYPE New AWARD TYPE Formula</p>																				
<p>3 PROJECT STAFF</p> <p>RECIPIENT STATE DIRECTOR Susan K Murphy (603) 271-3838 Susan.K.Murphy@doe.nh.gov EDUCATION PROGRAM CONTACT Morgan Rawlings (202) 453-5804 morgan.rawlings@ed.gov EDUCATION PAYMENT HOTLINE G5 PAYEE HELPDESK 888-336-8930 edcaps.user@ed.gov</p>	<p>4 PROJECT DESCRIPTION</p> <p>84.425U American Rescue Plan - Elementary and Secondary Schools Emergency Relief Fund (ARP-ESSER)</p>																				
<p>5 KEY PERSONNEL</p> <p>N/A</p>																					
<p>6 AWARD PERIODS</p> <p>BUDGET PERIOD 03/24/2021 - 09/30/2023 FEDERAL FUNDING PERIOD 03/24/2021 - 09/30/2023</p> <p>FUTURE BUDGET PERIODS</p> <p>N/A</p>																					
<p>7 AUTHORIZED FUNDING</p> <p>CURRENT AWARD AMOUNT \$233,667,755.00 PREVIOUS CUMULATIVE AMOUNT \$0.00 CUMULATIVE AMOUNT \$233,667,755.00</p>																					
<p>8 ADMINISTRATIVE INFORMATION</p> <p>DUNS/SSN 808590277 REGULATIONS EDGAR AS APPLICABLE 2 CFR AS APPLICABLE ATTACHMENTS 1, 3, 8, 9, 11, 12, 13, 14, ARPESSEER-T, GE3, GE4, GE5</p>																					
<p>9 LEGISLATIVE AND FISCAL DATA</p> <p>AUTHORITY: PL PUBLIC LAW 117-2 N/A AMERICAN RESCUE PLAN ACT OF 2021 PROGRAM TITLE: EDUCATION STABILIZATION FUND CFDA/SUBPROGRAM NO: 84.425U</p> <table border="1"> <thead> <tr> <th>FUND CODE</th> <th>FUNDING YEAR</th> <th>AWARD YEAR</th> <th>ORG. CODE</th> <th>CATEGORY</th> <th>LIMITATION</th> <th>ACTIVITY</th> <th>CFDA</th> <th>OBJECT CLASS</th> <th>AMOUNT</th> </tr> </thead> <tbody> <tr> <td>0251N</td> <td>2021</td> <td>2021</td> <td>ES000000</td> <td>B</td> <td>DR6</td> <td>000</td> <td>425</td> <td>4101A</td> <td>\$233,667,755.00</td> </tr> </tbody> </table>		FUND CODE	FUNDING YEAR	AWARD YEAR	ORG. CODE	CATEGORY	LIMITATION	ACTIVITY	CFDA	OBJECT CLASS	AMOUNT	0251N	2021	2021	ES000000	B	DR6	000	425	4101A	\$233,667,755.00
FUND CODE	FUNDING YEAR	AWARD YEAR	ORG. CODE	CATEGORY	LIMITATION	ACTIVITY	CFDA	OBJECT CLASS	AMOUNT												
0251N	2021	2021	ES000000	B	DR6	000	425	4101A	\$233,667,755.00												



US Department of Education
Washington, D.C. 20202

S425U210017

GRANT AWARD NOTIFICATION

10

PR/AWARD NUMBER: S425U210017
RECIPIENT NAME: New Hampshire Department of Education

TERMS AND CONDITIONS

- (1) The Office of Management and Budget requires all Federal agencies to assign a Federal Award Identifying Number (FAIN) to each of their financial assistance awards. The PR/AWARD NUMBER identified in Block 2 is your FAIN. If subawards are permitted under this grant, and you choose to make subawards, you must document the assigned PR/AWARD NUMBER (FAIN) identified in Block 2 of this Grant Award Notification on each subaward made under this grant. The term subaward means:
 1. A legal instrument to provide support for the performance of any portion of the substantive project or program for which you received this award and that you as the recipient award to an eligible subrecipient. (See 2 CFR 200.331(a))
 2. The term does not include your procurement of property and services needed to carry out the project or program (The payments received for goods or services provided as a contractor are not Federal awards, see 2 CFR 200.501(f) of the OMB Uniform Guidance: "Uniform Administrative Requirements, Cost Principles, and Audit Requirements for Federal Awards").
 3. A subaward may be provided through any legal agreement, including an agreement that you or a subrecipient considers a contract. (See 2 CFR 200.1)
- (2) You are authorized, in carrying out this grant, to utilize the higher threshold set for micro-purchase and simplified acquisition thresholds for federal assistance under this grant or under a contract you award under this grant established by recent statutory changes. These statutory changes raise the threshold for micro-purchases under Federal financial assistance awards to \$10,000 and raise the threshold for simplified acquisitions to \$250,000 for recipients. These higher thresholds are not effective until implemented in the Federal Acquisition Regulations (FAR) at 48 CFR Subpart 2.1 (Definitions), which has not yet occurred. See 2 CFR 200.67 and 200.88. For FY 2018, OMB is granting an exception allowing recipients to use the higher thresholds in advance of changes to the FAR. Please refer to Office of Management and Budget's Memorandum 18-18 regarding the statutory changes. If you have any questions about these regulations, please contact the program officer identified in Block 3 of this GAN.
- (3) The negotiated indirect cost rate or the indirect cost allocation plan approved for the entity identified in Block 1 of this GAN applies to this grant award.
- (4) ARP-ESSER 1-5
American Rescue Plan ELEMENTARY AND SECONDARY SCHOOL EMERGENCY RELIEF FUND (ARP-ESSER) BOX 10 of the Grant Award Notifications (GAN) for the American Rescue Plan Elementary and Secondary School Emergency Relief (ARP ESSER) Fund awards, as authorized in section 2001 of the American Rescue Plan Act (ARP).

(1) The Office of Management and Budget requires all Federal agencies to assign a Federal Award Identifying Number (FAIN) to each of their financial assistance awards. The PR/AWARD NUMBER identified in Block 2 is your FAIN.

If subawards are permitted under this grant, and you choose to make subawards, you must document the assigned PR/AWARD NUMBER (FAIN) identified in Block 2 of this Grant Award Notification on each subaward made under this grant. The term subaward means:

1. A legal instrument to provide support for the performance of any portion of the substantive project or program for which you received this award and that you as the recipient award to an eligible subrecipient.
2. The term does not include your procurement of property and services needed to carry out the project or program (The payments received for goods or services provided as a contractor are not Federal awards, see 2 CFR 200.501(f) of the OMB Uniform Guidance: "Uniform Administrative Requirements, Cost Principles, and Audit Requirements for Federal Awards").
3. A subaward may be provided through any legal agreement, including an agreement that you or a subrecipient considers a contract.



US Department of Education
Washington, D.C. 20202

S425U210017

GRANT AWARD NOTIFICATION

- (2) You are authorized, in carrying out this grant, to utilize the higher threshold set for micro-purchase and simplified acquisition thresholds for Federal assistance under this grant or under a contract you award under this grant established by recent statutory changes. These statutory changes raise the threshold for micro-purchases under Federal financial assistance awards to \$10,000 and raise the threshold for simplified acquisitions to \$250,000 for recipients. See 2 CFR 200.67 and 200.88; and 48 CFR Subpart 2.1 (Definitions). If you have any questions about these regulations, please contact the program officer identified in Block 3 of this GAN.
- (3) The negotiated indirect cost rate or the indirect cost allocation plan approved for the entity identified in Block 1 of this GAN applies to this grant award.
- (4) Under the Tydings Amendment, Section 421(b) of the General Education Provisions Act 20 U.S.C 1225(B), any funds that are not obligated at the end of the federal funding period specified in Block 6 shall remain available for obligation for an additional period of 12 months.
- (5) By drawing down funds made available under this GAN, the recipient agrees to the assurances attached as Attachment T which include relevant ARP ESSER provisions, including the requirements to demonstrate that the State has maintained effort and equity as required in section 2004 of the ARP.
- (5) ARP-ESSER 6-9
- (6) A local educational agency (LEA) may use funds it receives under section 2001(d) of the ARP for any activity listed in section 2001(e) (applicable sections of the ARP are attached to Attachment T). Any activity that is an allowable use of Elementary and Secondary Schools Emergency Relief (ESSER I) funds by an LEA under section 18003(d) of the Coronavirus Aid, Recovery and Economic Security (CARES) Act or ESSER II funds by an LEA under section 313(d) of the Coronavirus Response and Relief Supplemental Appropriations (CRRSA) Act is also an allowable use of ARP ESSER funds by an LEA under section 2001(d) of the ARP ESSER.
- (7) An LEA that receives ARP ESSER funds under this grant is not required to provide equitable services to non-public school students and teachers with the ARP ESSER funding.
- (8) Consistent with the ARP ESSER Grant Award Notification Enclosure 4 (E4) MEMORANDUM TO REMIND DEPARTMENT OF EDUCATION (THE DEPARTMENT) GRANTEES OF EXISTING CASH MANAGEMENT REQUIREMENTS REGARDING PAYMENTS, the SEA will follow applicable cash management requirements in the Cash Management Improvement Act and 2 C.F.R 200.305. If SEA provides advance payments to LEAs, the payments must be limited to the minimum amounts needed and be timed to be in accordance with the actual, immediate cash requirements of the non-Federal entity in carrying out the purpose of the approved program or project (i.e., to prevent, prepare for, and respond to COVID-19). The timing and amount of advance payments must be as close as is administratively feasible to the actual disbursements by the non-Federal entity for direct program or project costs and the proportionate share of any allowable indirect costs.
- (9) The SEA will return to the Secretary any ARP ESSER funds that the SEA does not award within one year of the date the SEA receives each portion of its ARP ESSER funds (i.e., with respect to the first two-thirds of the SEA's allocation, one year from the date the SEA receives ARP ESSER funds under this GAN, and with respect to the remaining ARP ESSER funds that will be allocated to the SEA after submission of an application, one year from the date the SEA receives those funds). For purposes of this assurance, funds are awarded when they are subgranted to an LEA or, in the case of the funds the SEA reserves under section 2001(f) of the ARP, when the SEA awards a contract or subgrants the funds or retains the funds to provide direct services itself.



US Department of Education
Washington, D.C. 20202

S425U210017

GRANT AWARD NOTIFICATION

Ian Rosenblum
Acting Assistant Secretary

03/24/2021

AUTHORIZING OFFICIAL

DATE



State of New Hampshire

FIS 21 279

ROBERT L. QUINN
COMMISSIONER

DEPARTMENT OF SAFETY
JAMES H. HAYES BLDG. 33 HAZEN DR.
CONCORD, N.H. 03305
(603) 271-2791

RICHARD C. BAILEY, JR.
ASSISTANT COMMISSIONER

EDDIE EDWARDS
ASSISTANT COMMISSIONER

September 13, 2021

The Honorable Ken Weyler, Chairman
Fiscal Committee of the General Court
State House
Concord, New Hampshire 03301

INFORMATIONAL ITEM

The Department of Safety, Division of Homeland Security and Emergency Management (HSEM), administers the Federal Emergency Management Agency (FEMA) Public Assistance (PA) program, which provides federal assistance through reimbursement grants to government organizations and certain private nonprofit organizations following a Presidential disaster declaration to quickly respond and recover from major disasters or emergencies. FEMA provides grant assistance for debris removal, life-saving emergency protective measures, and the repair, replacement, or restoration of disaster-damaged publicly owned facilities, and the facilities of certain private non-profit organizations. The PA program also encourages future protection from subsequent events by providing assistance for hazard mitigation measures during the recovery process. The federal share of assistance typically covers 75% of the eligible costs for emergency measures and permanent work. The remaining 25% non-federal share is the responsibility of the applicant.

FEMA recently completed Preliminary Damage Assessment (PDA) estimates for the July 17-19 2021 flooding event. The PDA estimates listed below only cover potential eligible work to bring the damages back to their pre-event status, and do not include any mitigation work. Mitigation work is scoped and added to FEMA PA projects at a future time in the recovery process, which can cause final project costs to significantly increase. HSEM does not know whether impacted communities will be able to meet their estimated 25% match based on the PDA estimate or the unknown total project costs.

Community	FEMA PDA Estimate July 17-19, 2021 Flood	25% Local Match
Alstead	\$11,381	\$2,845
Chesterfield	\$23,141	\$5,785
Fitzwilliam	\$234,980	\$58,745
Hinsdale	\$85,860	\$21,465
Jaffrey	\$617,682	\$154,421
Keene	\$359,736	\$89,934
Marlborough	\$88,405	\$22,101
Marlow	\$33,323	\$8,331
Richmond	\$243,693	\$60,923
Rindge	\$33,102	\$8,276
Roxbury	\$25,708	\$6,427
Swanzey	\$107,417	\$26,854
Troy	\$34,227	\$8,557
Winchester	\$126,935	\$31,734
Total	\$2,025,590	\$506,398

The above information was used by Governor Sununu to request a Presidential Declaration on Friday, September 10, 2021. If a major disaster declaration is granted, HSEM will work with communities on the formal request, scoping, review, and execution of each project under the grant. A graphic of the PA process is attached to this letter. FEMA is also in the process of compiling a PDA estimate for the July 29-30, 2021 flood event that will follow the same request and approval process.

Respectfully submitted,

Robert L. Quinn
Commissioner of Safety

PUBLIC ASSISTANCE PROCESS





Lori A. Shabinette
Commissioner

Kerrin A. Rounds
Chief Financial Officer

FIS 21-280

Mar

STATE OF NEW HAMPSHIRE
DEPARTMENT OF HEALTH AND HUMAN SERVICES
FINANCIAL SERVICES

129 PLEASANT STREET, CONCORD, NH 03301-3857
603-271-9546 1-800-852-3345 Ext. 9546
TDD Access: 1-800-735-2964 www.dhhs.nh.gov

September 14, 2021

The Honorable Ken Weyler, Chairman
Fiscal Committee of the General Court
State House
Concord, NH 03301

Re: INFORMATIONAL ITEM: Health and Human Services Statistics SFY22

Informational Item

The Department of Health and Human Services (DHHS) hereby submits as an information item that includes the Department's caseload information through June 30, 2021 (SFY 21).

Additionally information about the FY21 Lapse is attached.

Information on projected FY22 Lapse will not be provided until January.

Sum of FY21 DHHS Expenditure Lapse	Division									
Class	DBH	DCYF	DEHS	DLTSS	DMS	DPHS	GH	NHH	OCOM	Grand Total
010-PERSONAL SERVICES PERM CLASS	\$ (247,037)	\$ (1,358,666)	\$ (290,540)	\$ (271,245)		\$ (266,521)	\$ (70,326)	\$ (876,759)	\$ (1,435,081)	\$ (4,816,175)
012-PERSONAL SERVICES UNCLASSIFI	\$ (26,347)	\$ (2,975)	\$ (54,924)	\$ (25,433)		\$ (5,555)	\$ (8,458)	\$ (22,240)	\$ (571,377)	\$ (717,340)
018-OVERTIME	\$ (1)	\$ (145,001)	\$ (65,310)	\$ (15,719)		\$ (19,913)	\$ (45,327)	\$ (55,118)	\$ (77,206)	\$ (423,595)
019-HOLIDAY PAY		\$ (36,217)				\$ (300)	\$ (4,228)	\$ (16,044)		\$ (56,789)
020-CURRENT EXPENSES	\$ (32,840)	\$ (110,114)	\$ (48,005)	\$ (24,991)		\$ (28,367)	\$ (61,185)	\$ (43,695)	\$ (94,273)	\$ (443,471)
021-FOOD INSTITUTIONS	\$ (4,450)	\$ (30,563)		\$ (2,588)			\$ (20,898)	\$ (15,310)		\$ (73,808)
022-RENTS-LEASES OTHER THAN STAT	\$ (979)	\$ (17,646)	\$ (857)	\$ (122)		\$ (18)		\$ (20,219)	\$ (216,034)	\$ (255,874)
023-HEAT ELECTRICITY WATER							\$ (62,185)	\$ (28,976)	\$ (81,276)	\$ (172,437)
024-MAINT OTHER THAN BUILD-GRN						\$ (10,127)	\$ (173)	\$ (4,229)	\$ (73,561)	\$ (88,090)
026-ORGANIZATIONAL DUES	\$ (3,605)	\$ (8,227)	\$ (1,858)	\$ (2,063)		\$ (1,288)		\$ (2,274)	\$ (34,967)	\$ (54,283)
027-TRANSFERS TO DOIT									\$ (652,207)	\$ (652,207)
028-TRANSFERS TO GENERAL SERVICE		\$ (1,934)	\$ (6,062)			\$ (58,228)			\$ (374,345)	\$ (440,589)
030-EQUIPMENT NEW REPLACEMENT	\$ (1,746)	\$ (88,268)	\$ (5,715)	\$ (2,875)		\$ (5,118)	\$ (203,171)	\$ (6,089)	\$ (13,373)	\$ (326,356)
034-CAPITAL PROJECTS									\$ (26,748)	\$ (26,748)
037-TECHNOLOGY-HARDWARE		\$ (2,913)				\$ (4,403)				\$ (7,316)
038-TECHNOLOGY-SOFTWARE	\$ (300)	\$ (21,620)				\$ (1,665)			\$ (10,278)	\$ (33,862)
039-TELECOMMUNICATIONS	\$ (9,581)	\$ (193,372)	\$ (16,905)	\$ (7,262)		\$ (2,634)	\$ (5,573)	\$ (4,751)	\$ (20,212)	\$ (260,290)
046-CONSULTANTS			\$ (84,319)	\$ (56,250)		\$ (5,000)	\$ (2,402)			\$ (147,971)
047-OWN FORCES MAINT BUILD-GRN							\$ (3,537)	\$ (582)	\$ (10,619)	\$ (14,738)
048-CONTRACTUAL MAINT BUILD-GRN							\$ (16,090)	\$ (145,997)		\$ (162,087)
049-TRANSFER TO OTHER STATE AGEN		\$ (65,133)	\$ (27,267)	\$ (7,990)				\$ (76,046)	\$ (21,865)	\$ (198,300)
050-PERSONAL SERVICE TEMP APPOIN	\$ (69,198)	\$ (69,608)	\$ (116,085)	\$ (77,382)		\$ (42,714)	\$ (16,544)	\$ (198,164)	\$ (373,055)	\$ (962,751)
057-BOOKS PERIODICALS SUBSCRIPTI	\$ (560)			\$ (1,098)		\$ (57)		\$ (15,011)	\$ (73)	\$ (16,799)
059-TEMP FULL TIME			\$ (38,740)			\$ (3,223)		\$ (94,531)	\$ (58,868)	\$ (195,362)
060-BENEFITS	\$ (181,406)	\$ (1,505,387)	\$ (481,996)	\$ (218,865)		\$ (310,497)	\$ (170,597)	\$ (904,278)	\$ (1,644,570)	\$ (5,397,595)
061-UNEMPLOYMENT COMPENSATION	\$ (1,000)	\$ (110,672)		\$ (2,500)		\$ (26,562)	\$ (1,000)	\$ (17,000)	\$ (20,852)	\$ (179,607)
062-WORKERS COMPENSATION	\$ (1,319)	\$ (146,316)	\$ (69,891)	\$ (21)		\$ (43)	\$ (13)	\$ (106)	\$ (665,017)	\$ (882,726)
066-EMPLOYEE TRAINING	\$ (321)	\$ (2,892)	\$ (686)	\$ (5,356)		\$ (6,542)	\$ (4,150)	\$ (242)	\$ (252,963)	\$ (273,152)
067-TRAINING OF PROVIDERS	\$ (10,503)	\$ (549)	\$ (718)							\$ (11,769)
068-REMUNERATION	\$ (1,392)			\$ (2,280)						\$ (3,672)
070-IN STATE TRAVEL REIMBURSEMEN	\$ (11,540)	\$ (205,524)	\$ (39,161)	\$ (60,016)		\$ (32,635)	\$ (8,259)	\$ (4,267)	\$ (131,501)	\$ (492,902)
080-OUT OF STATE TRAVEL REIMB	\$ (10,098)	\$ (65,242)	\$ (2,049)	\$ (9,924)		\$ (24,798)	\$ (1,817)	\$ (1,642)	\$ (33,930)	\$ (149,501)
089-TRANSFER TO DAS MAINT FUND									\$ (179)	\$ (179)
100-PRESCRIPTION DRUG EXPENSES		\$ (40,000)						\$ (94,077)		\$ (134,077)
101-MEDICAL PAYMENTS TO PROVIDER	\$ (1,500)	\$ (59,744)	\$ (210,698)				\$ (373,252)	\$ (3,549)		\$ (648,744)
102-CONTRACTS FOR PROGRAM SERVIC	\$ (12,628,449)	\$ (1,320,134)	\$ (2,417,430)	\$ (2,673,147)	\$ (28,014)	\$ (1,706,838)		\$ (164,403)	\$ (117,773)	\$ (21,056,188)
103-CONTRACTS FOR OP SERVICES		\$ (320,000)	\$ (145,273)			\$ (67,875)			\$ (217)	\$ (533,365)
108-PROVIDER PAYMENTS LEGAL SERV	\$ (2,786)	\$ (42,840)								\$ (45,626)
211-CATASTROPHIC CASUALTY INS	\$ (176)		\$ (420)	\$ (758)		\$ (3,336)			\$ (1,230)	\$ (5,921)
501-PAYMENTS TO CLIENTS	\$ (1,500)		\$ (1,808,150)					\$ (147)		\$ (1,809,797)
502-PAYMENTS TO PROVIDERS	\$ (252,967)		\$ (431,038)	\$ (3,854,026)						\$ (4,538,031)
512-TRANSPORTATION OF CLIENTS				\$ (10,036)						\$ (10,036)
513-VACCINE PURCHASES						\$ (179,316)				\$ (179,316)
523-CLIENT BENEFITS		\$ (9,794)								\$ (9,794)
535-OUT OF HOME PLACEMENTS		\$ (1,828,730)								\$ (1,828,730)
537-EDUCATIONAL SUPPLIES		\$ (9,305)								\$ (9,305)
540-SOCIAL SERVICE CONTRACTS				\$ (159,295)						\$ (159,295)
541-MEALS HOME DEL AND CONG				\$ (90,297)						\$ (90,297)
542-HOMEMAKER SERVICES				\$ (0)						\$ (0)
543-ADULT IN HOME CARE				\$ (16,379)						\$ (16,379)
544-MEALS HOME DELIVERED				\$ (130,017)						\$ (130,017)
545-I AND R CONTRACTS				\$ (6,876)						\$ (6,876)
546-PATIENT CARE						\$ (98,433)				\$ (98,433)
547-DISEASE CONTROL EMERGENCIES						\$ (82,159)				\$ (82,159)
548-REAGENTS						\$ (13,493)				\$ (13,493)
550-ASSESSMENT AND COUNSELING	\$ (3,926)	\$ (2,192)		\$ (18,527)						\$ (24,645)
561-SPECIALTY CLINICS				\$ (180,021)						\$ (180,021)
562-CSHCN ASSISTANCE				\$ (94,391)						\$ (94,391)
563-COMMUNITY BASED SERVICES		\$ (914,103)								\$ (914,103)
564-CHILD CARE PROTECT PREVENT			\$ (140,031)							\$ (140,031)
566-ADULT GROUP DAYCARE				\$ (21,010)						\$ (21,010)
570-FAMILY CARE GIVER				\$ (501)						\$ (501)
601-STATE FUND MATCH						\$ (774)				\$ (774)
636-IVEFOSPLA FOSTER C PLACEMENT		\$ (697,112)								\$ (697,112)
637-IVEFOSSER FOSTER C SERVICE		\$ (113,991)								\$ (113,991)
638-IVEFOSOTH FOSTER C OTHER		\$ (90,275)								\$ (90,275)
642-IVATANMOE TANF MOE		\$ (62,703)								\$ (62,703)
643-SGFPLA SGF PLACEMENT		\$ (1,013,863)								\$ (1,013,863)
644-SGFSER SGF SERVICES		\$ (173,225)								\$ (173,225)
645-SGFOTH SGF OTHER		\$ (548,241)								\$ (548,241)
646-IVEADOPLA ADOPTION PLACEMENT		\$ (262,573)								\$ (262,573)
647-IVEADOSER ADOPTION SERVICES		\$ (5,973)								\$ (5,973)
648-IVEADOADM ADOPTION ADMIN		\$ (20,560)								\$ (20,560)
Grand Total	\$ (13,505,527)	\$ (11,724,199)	\$ (6,484,129)	\$ (8,049,259)	\$ (28,014)	\$ (3,008,484)	\$ (1,079,185)	\$ (2,815,745)	\$ (7,013,649)	\$ (53,708,191)

The expenditure lapse detailed in the chart to the left, totals \$53,708,191. Additionally, \$51,045,394 of revenue lapsed, for lapse attributable to FY21 of \$104,753,585. An additional lapse of \$7,206,835 is attributable to FY20, as GF were presumed to be needed for FEMA match, until 7/1/20 (after the close of FY20), at which point the GF were identified to lapse in FY21.

A

- 1
- 2
- 3
- 4
- 5
- 6
- 7
- 8
- 9
- 10
- 11
- 12
- 13
- 14
- 15
- 16
- 17
- 18
- 19
- 20
- 21
- 22
- 23
- 24
- 25
- 26
- 27
- 28
- 29
- 30
- 31
- 32
- 33
- 34
- 35
- 36
- 37
- 38
- 39
- 40
- 41
- 42
- 43
- 44
- 45
- 46

DEPARTMENT OF HEALTH AND HUMAN SERVICES



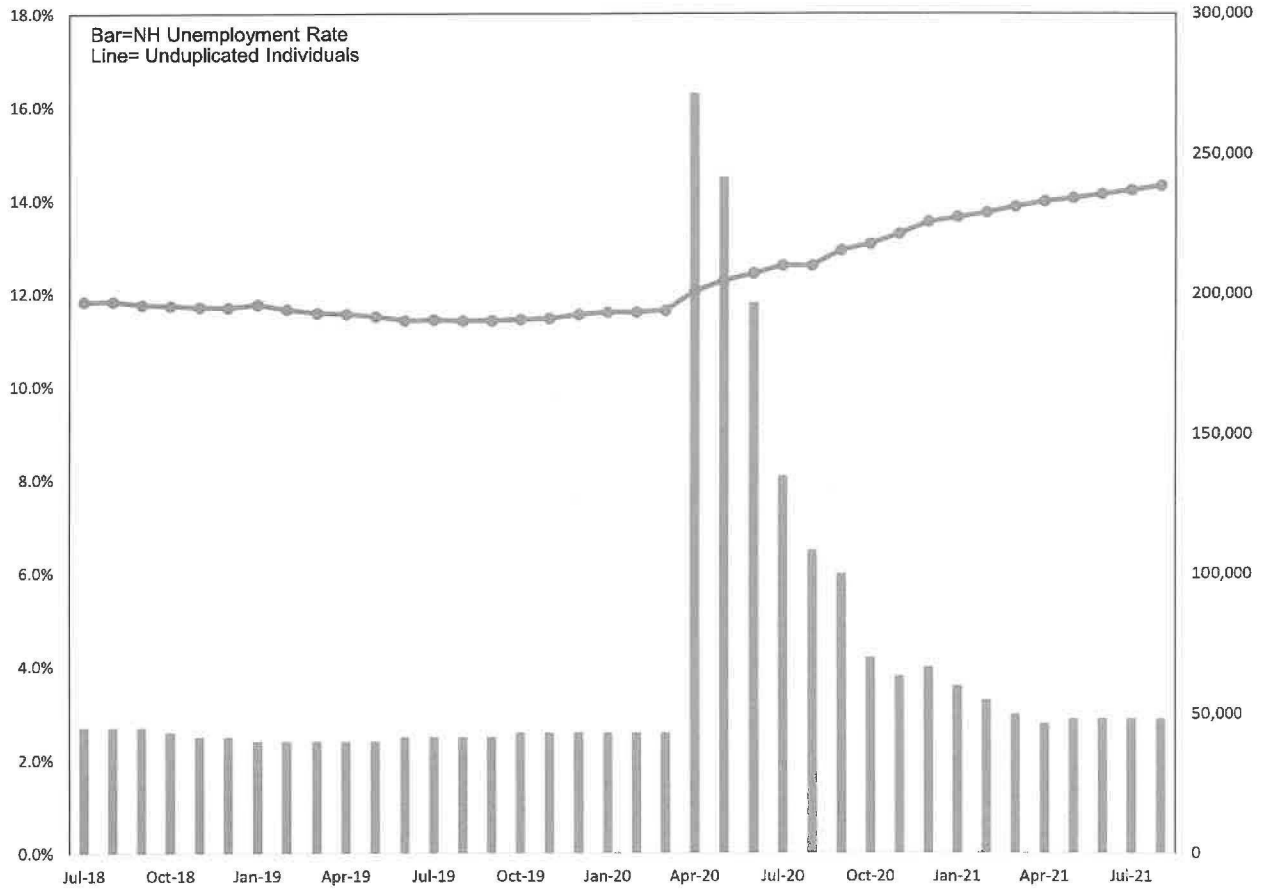
OPERATING STATISTICS DASHBOARD

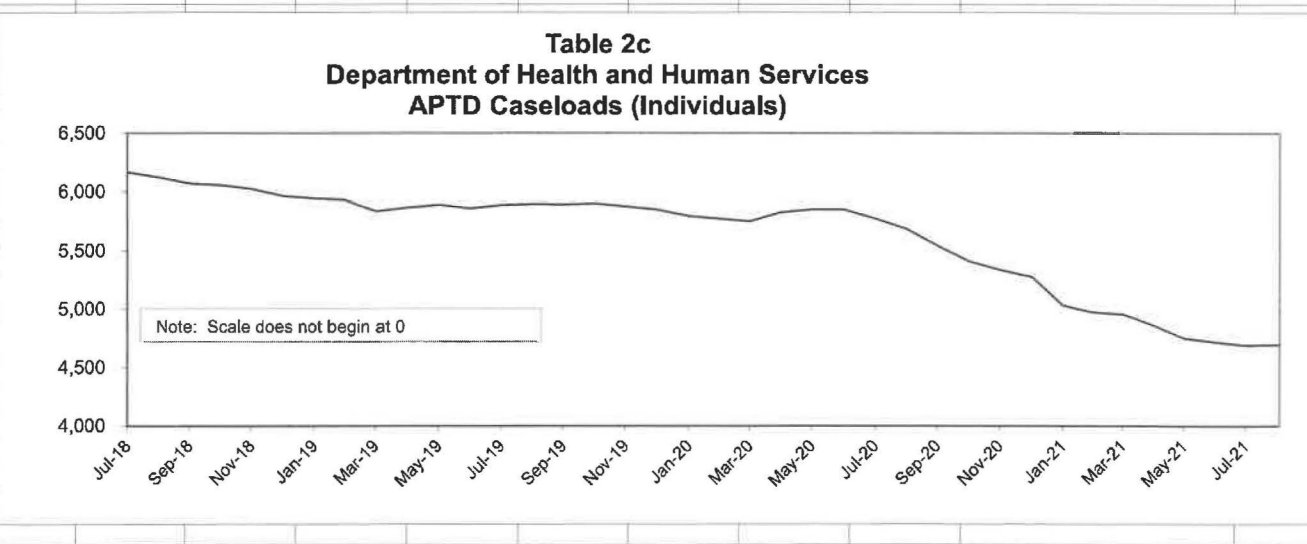
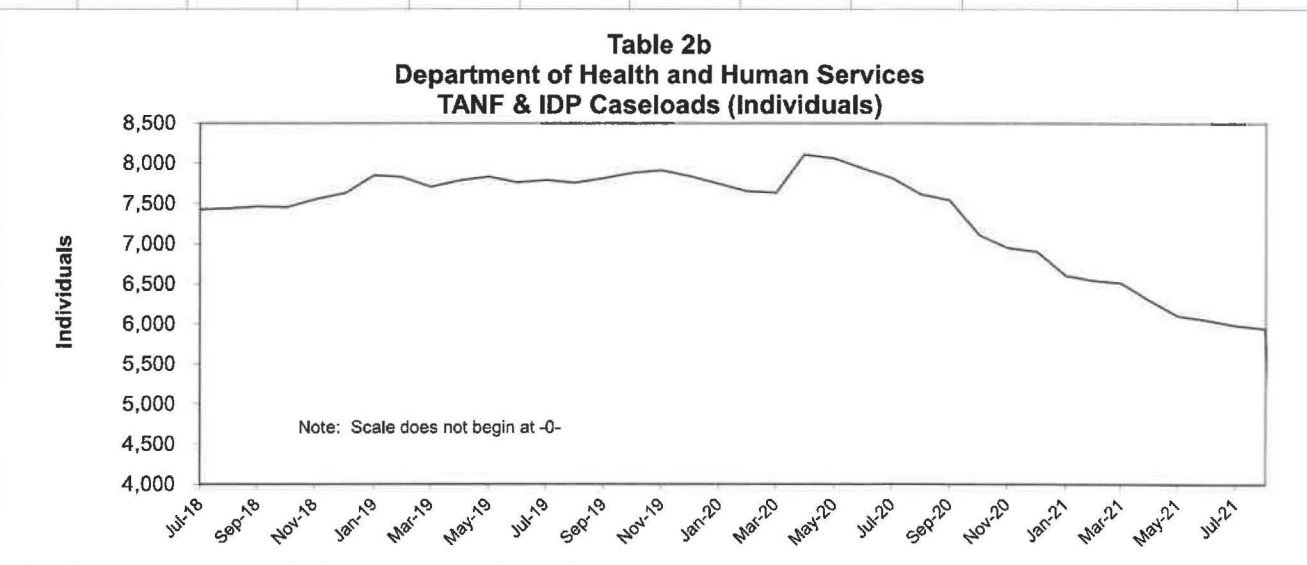
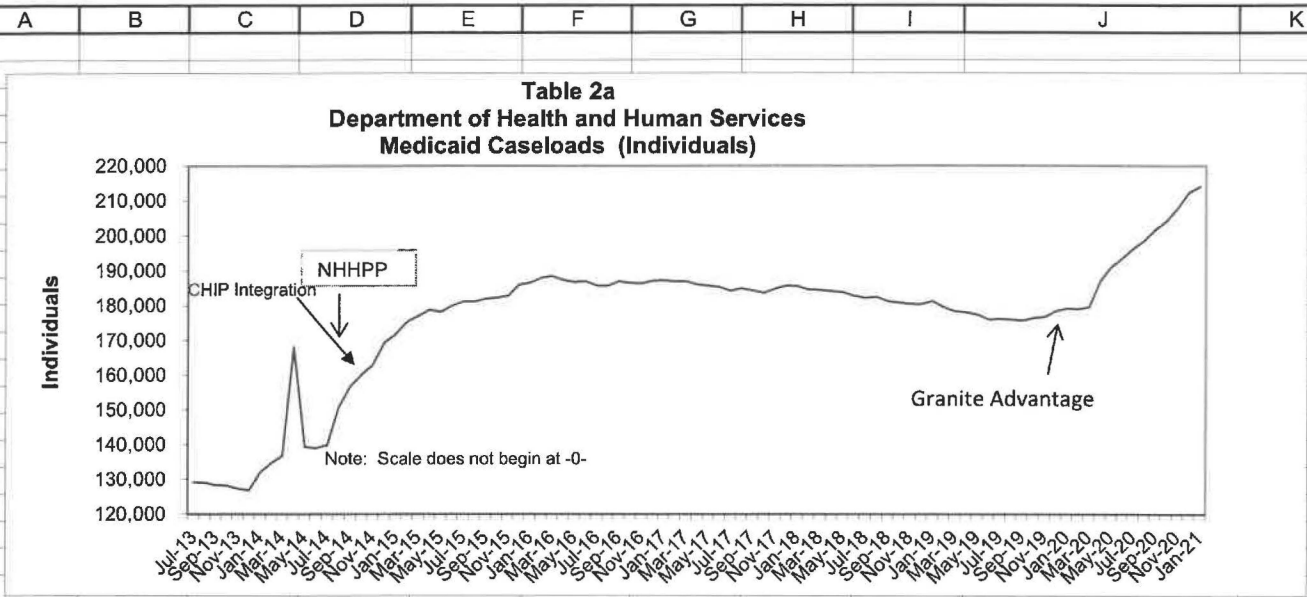
Fiscal Meeting September 2021

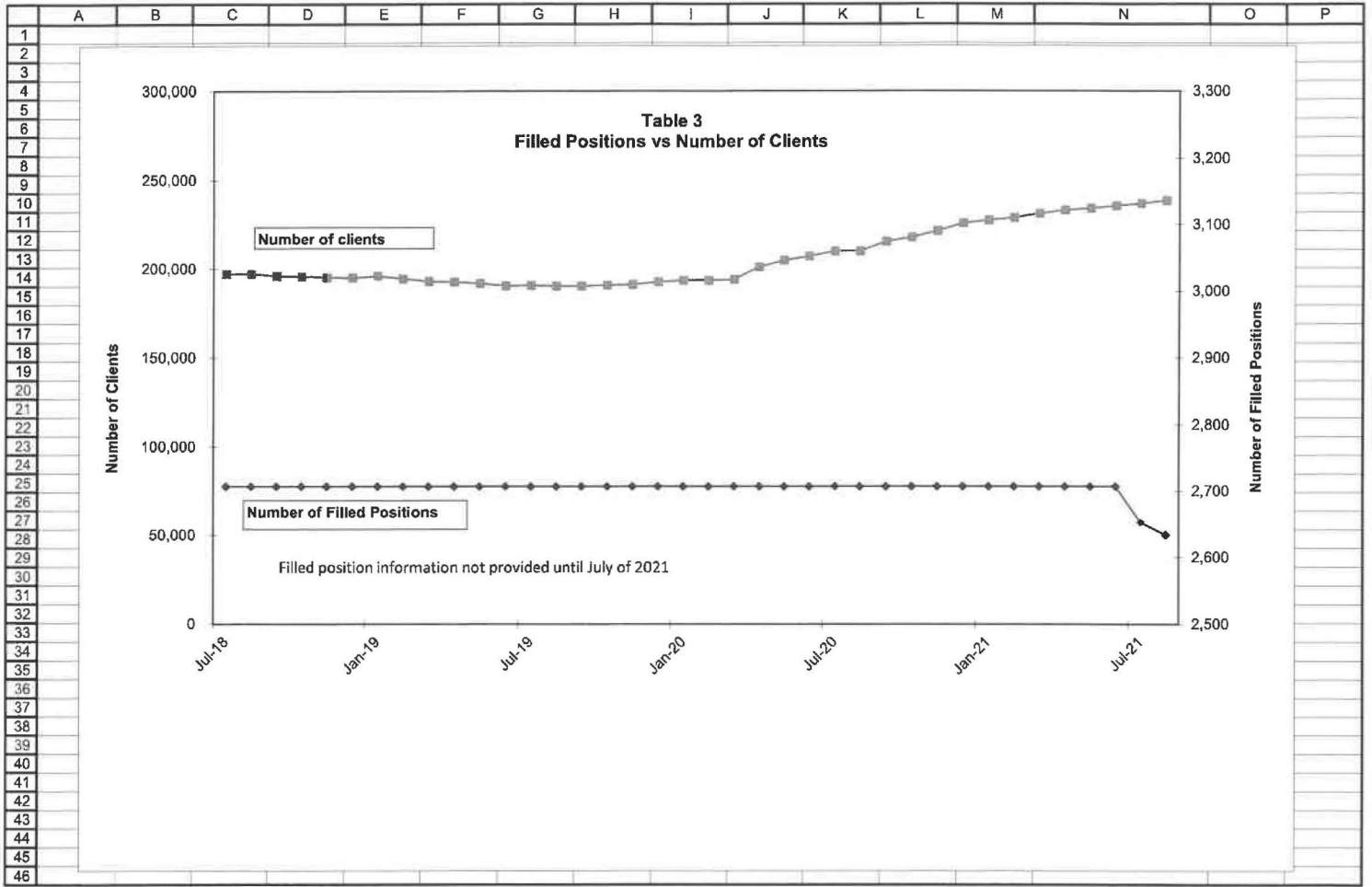
SFY22

Data/Caseloads as of 8/31/21
Except for MH and SUD as of 6/30/21

TABLE 1
Department of Health and Human Services
Caseload vs Unemployment Rate







	A	B	C	D	E	F	G
1	Table 4						
2	Department of Health and Human Services						
3	Operating Statistics						
4	Children in Services						
5							
6		DCYF	DCYF	Family Foster	Residential	Child Care	Child Care
7		Referrals	Assessments	Care	Placement	Employment	Wait List
8			Closed	Placement		Related	
9		Actual	Actual	Actual	Actual	Actual	Actual
118	Jul-18	1,289	935	1,080	369	5,334	0
119	Aug-18	1,362	1,133	1,098	361	5,218	0
120	Sep-18	1,513	685	1,043	337	5,176	0
121	Oct-18	1,757	810	1,064	355	5,007	0
122	Nov-18	1,472	732	1,037	371	4,769	0
123	Dec-18	1,406	800	1,036	370	4,770	0
124	Jan-19	1,618	813	1,021	371	4,832	0
125	Feb-19	1,371	883	995	372	4,838	0
126	Mar-19	1,543	998	1,014	382	4,897	0
127	Apr-19	1,586	1,133	995	388	4,910	0
128	May-19	1,816	829	993	388	4,816	0
129	Jun-19	1,398	798	979	387	4,858	0
130	Jul-19	1,232	1,046	977	372	4,744	0
131	Aug-19	1,205	821	955	375	4,604	0
132	Sep-19	1,637	734	939	358	4,648	0
134	Nov-19	1,517	818	949	356	4,209	0
135	Dec-19	1,343	903	969	354	4,270	0
136	Jan-20	1,719	1,113	942	359	4,184	0
137	Feb-20	1,347	1,123	937	366	4,217	0
138	Mar-20	1,301	1,368	950	371	4,361	0
139	Apr-20	1,021	1,240	934	351	4,255	0
140	May-20	1,219	705	924	337	4,217	0
141	Jun-20	1,254	705	937	337	4,357	0
142	Jul-20	1,311	695	919	328	4,020	0
143	Aug-20	1,215	636	923	327	3,663	0
144	Sep-20	1,453	693	923	322	3,618	0
145	Oct-20	1,517	748	934	317	3,462	0
146	Nov-20	1,370	640	915	308	3,314	0
147	Dec-20	1,280	767	909	303	3,291	0
148	Jan-21	1,502	716	582	291	3,303	0
149	Feb-21	1,298	720	887	301	3,184	0
150	Mar-21	1,747	917	899	306	3,281	0
151	Apr-21	1,554	885	919	301	3,226	0
152	May-21	1,616	863	897	301	3,252	0
153	Jun-21	1,489	1,036			3,308	0
154	Jul-21	1,406	905			3,439	0
155	Aug-21	1,406	905			3,403	0
156	Sep-21						
157	Oct-21						
158	Nov-21						
159	Dec-21						
160	Jan-22						
161	Feb-22						
162	Mar-22						
163	Apr-22						
164	May-22						
165	Jun-22						
166							
167	ANNUAL AVERAGE						
168	SFY11	1,140	743	630	415	4,833	1,178
169	SFY12	1,189	771	596	322	5,043	0
170	SFY13	1,177	745	606	321	5,180	0
171	SFY14	1,200	719	551	309	5,450	0
172	SFY15	1,261	764	537	310	5,479	0
173	SFY16	1,235	968	641	327	5,658	0
174	SFY17	1,322	815	847	342	5,070	0
175	SFY18	1,501	936	1,052	365	5,066	0
176	SFY19	1,511	879	1,030	371	4,952	0
177	SFY20	1,377	959	946	358	4,376	0
178	SFY21	1,446	776	882	310	3,410	0
179	SFY22-YTD	1,406	905	#DIV/0!	#DIV/0!	3,421	0
180	Source of Data						
181	Column						
182	B	DCYF SFY Management Database Report: Bridges.					
183	C	DCYF Assessment Supervisory Report: Bridges.					
184	D	Bridges placement authorizations during the month, unduplicated.					
185	E	Bridges placement authorizations during the month, unduplicated.					
186	F	Bridges Expenditure Report, NHB-OAR8-128					
187	G	Child Care Wait List Screen: New Heights					
188	H	Bridges Service Day Query - Bed days divided by days in month					

Table 5
Department of Health and Human Services
Operating Statistics
DCYF- CHILD PROTECTION SOCIAL WORKERS - STAFFING UPDATE

		ASSESSMENT WORKERS						FAMILY SERVICE WORKERS						INTAKE WORKERS					
		Positions/ Authorized	Staff with Cases	CORE training	FMLA	Vacant/ Transition	Positions/ Authorized	Staff with Cases	Filled	CORE training	FMLA	Vacant/ transition	Positions/ Authorized	Staff with Cases	Filled	CORE training	FMLA	Vacant/ Transition	
35	SFY 19	129	97	10	4	18	102	78		7	2	15	13	11		0	0	2	
36	Jul-18	129	97	10	4	18	102	78		7	2	15	13	11		0	0	2	
37	Aug-18	129	99	10	4	16	102	78		7	1	16	13	11		0	0	2	
38	Sep-18	129	99	9	5	16	102	80		9	2	11	13	11		0	0	3	
39	Oct-18	129	102	8	4	15	102	76		12	1	13	13	10		0	1	3	
40	Nov-18	129	97	13	1	18	102	75		14	0	13	13	10		0	1	2	
41	Dec-18	129	90	14	4	21	102	79		9	2	12	13	12		0	0	1	
42	Jan-19	129	91	14	4	20	102	81		9	1	11	13	12		0	1	0	
43	Feb-19	129	91	14	5	19	102	78		13	3	8	13	11		1	1	0	
44	Mar-19	129	88	14	5	22	102	76		16	3	7	13	12		0	1	0	
45	Apr-19	129	91	13	3	22	102	76		17	3	6	13	13		0	0	0	
46	May-19	129	89	14	4	22	102	75		17	3	7	13	13		0	1	0	
47	Jun-19	129	82	19	4	24	102	78		12	3	9	13	13		0	0	0	
48																			
49	SFY 20	141	85	21	6	29	116	85		4	3	24	13	13		0	0	0	
50	Jul-19	141	85	21	6	29	116	85		4	3	24	13	13		0	0	0	
51	Aug-19	141	87	22	4	28	116	88		3	0	25	13	13		0	0	0	
52	Sep-19	141	83	28	3	27	116	83		6	1	26	13	13		0	0	0	
53	Oct-19	141	81	34	0	26	116	78		16	2	20	13	13		0	0	0	
54	Nov-19	141	86	31	1	23	116	77		17	1	21	13	13		0	0	0	
55	Dec-19	141	93	23	1	24	116	75		19	1	21	13	13		0	0	0	
56	Jan-20	141	93	23	1	24	116	75		21	3	17	13	13		0	0	0	
57	Feb-20	141	89	25	2	25	116	78		24	2	12	13	13		0	0	0	
58	Mar-20	141	87	33	1	20	116	80		27	0	9	13	12		0	0	1	
59	Apr-20	141	85	33	3	20	116	80		24	1	11	13	11		0	1	1	
60	May-20	141	91	29	4	17	116	87		20	1	8	13	13		0	0	0	
61	Jun-20	141	93	32	5	11	116	85		20	2	9	13	13		0	0	0	
62																			
63	SFY 21	162	101	30	3	28	122	86		21	1	14	13	13		0	0	0	
64	Jul-20	162	101	30	3	28	122	86		21	1	14	13	13		0	0	0	
65	Aug-20	162	95	34	3	30	122	83		18	2	19	13	13		0	0	0	
66	Sep-20	162	100	27	3	32	122	82		22	3	15	13	12		0	0	1	
67	Oct-20	162	100	30	2	30	122	82		18	3	19	13	11		0	0	2	
68	Nov-20	162	100	31	1	30	122	78		18	1	25	13	12		0	0	1	
69	Dec-20	162	111	21	1	29	122	85		13	2	22	13	13		0	0	0	
70	Jan-21	162	111	24	1	26	122	84		15	4	19	13	13		0	0	0	
71	Feb-21	162	110	22	3	27	122	85		17	3	17	13	13		0	0	0	
72	Mar-21	161	111	26	3	21	122	85		18	4	15	14	12		1	0	1	
73	Apr-21	161	107	26	5	23	122	84		17	3	18	14	12		1	0	1	
74	May-21	161	135	31	6	26	122	110		16	4	12	14	12		1	0	1	
75	Jun-21																		
76																			
77	SFY 22																		
78	Jul-21																		
79	Aug-21	161	134	22	1	27	122	111		17	3	11	14	14		0	0	0	
80	Sep-21																		
81	Oct-21																		
82	Nov-21																		
83	Dec-21																		
84	Jan-22																		
85	Feb-22																		
86	Mar-22																		
87	Apr-22																		
88	May-22																		
89	Jun-22																		
90																			
91																			
92	Note: the newly authorized positions (20) budgeted in SFY18 are reflected in the counts above as authorized and vacant as they are currently being established & activated by DOP (July and August)																		
93																			
94																			
95	Note: Assessment workers include statewide assessment team workers, but does not include SIU; Family service workers are all workers that carry a caseload, it does not include Resource workers.																		
96																			

	A	B	C	D	E	F	G	H	I	J
1	TABLE 6									
2	Department of Health and Human Services									
3	Operating Statistics									
4	DCYF- Sununu Youth Services Center Census									
5										
34	SFY 19	Average Daily Census	ADC Committed Youth	ADC Detained Youth	Admissions					
35	Jul-18	36	29	7	12					
36	Aug-18	33	29	4	8					
37	Sep-18	31	25	6	15					
38	Oct-18	28	22	6	13					
39	Nov-18	24	21	3	13					
40	Dec-18	25	20	5	7					
41	Jan-19	24	20	4	13					
42	Feb-19	24	19	5	14					
43	Mar-19	27	18	9	17					
44	Apr-19	25	17	8	13					
45	May-19	23	17	6	11					
46	Jun-19	22	17	5	9					
47										
48	SFY 20	Average Daily Census	ADC Committed Youth	ADC Detained Youth	Admissions					
49	Jul-19	20	16	4	8					
50	Aug-19	16	13	3	7					
51	Sep-19	14	10	4	15					
52	Oct-19	14	10	4	7					
53	Nov-19	13	8	5	8					
54	Dec-19	13	7	6	6					
55	Jan-20	21	11	10	19					
56	Feb-20	23	11	12	13					
57	Mar-20	20	10	10	4					
58	Apr-20	16	9	7	8					
59	May-20	18	10	8	5					
60	Jun-20	17	10	7	6					
61										
62	SFY 21	Average Daily Census	ADC Committed Youth	ADC Detained Youth	Admissions					
63	Jul-20	12	6	6	9					
64	Aug-20	14	6	8	12					
65	Sep-20	14	7	7	8					
66	Oct-20	11	5	6	3					
67	Nov-20	11	6	5	6					
68	Dec-20	10	5	5	6					
69	Jan-21	9	5	4	9					
70	Feb-21	13	6	7	12					
71	Mar-21	16	6	10	18					
72	Apr-21	14	5	8	7					
73	May-21	12	5	7	5					
74	Jun-21									
75										
76	SFY 22	Average Daily Census	ADC Committed Youth	ADC Detained Youth	Admissions					
77	Jul-21	11	4	7						
78	Aug-21	12	4	8	5					
79	Sep-21									
80	Oct-21									
81	Nov-21									
82	Dec-21									
83	Jan-22									
84	Feb-22									
85	Mar-22									
86	Apr-22									
87	May-22									
88	Jun-22									
89										
90										
91	"ADC" = Average Daily Census									

	A	B	C	D	E	F	G	H	I	J	K	L
1	Table 7											
2	Department of Health and Human Services											
3	Operating Statistics											
4	Social Services											
5												
6						Child Support Cases						
7		TANF & Interim Disabled Parents	APTD Persons	SNAP Persons	Current Cases	Former Cases	Never Cases	Total Cases				
8		Actual	Actual	Actual	Actual	Actual	Actual	Actual				
9												
118	Jul-18	7,425	6,163	84,338	4,608	16,835	16,380	37,823				
119	Aug-18	7,440	6,121	83,632	4,556	16,849	16,462	37,867				
120	Sep-18	7,461	6,070	82,277	4,677	16,674	16,402	37,753				
121	Oct-18	7,454	6,057	79,947	4,591	16,718	16,402	37,711				
122	Nov-18	7,551	6,022	79,319				0		Not Available, system change		
123	Dec-18	7,630	5,963	78,169	4,589	15,374	17,727	37,690				
124	Jan-19	7,849	5,941	78,683				0				
125	Feb-19	7,831	5,931	77,613	4,675	15,291	17,782	37,748				
126	Mar-19	7,705	5,835	76,805	4,822	15,162	17,911	37,895				
127	Apr-19	7,785	5,865	76,197	4,768	15,162	17,963	37,893				
128	May-19	7,834	5,891	75,478	4,804	15,096	17,953	37,853				
129	Jun-19	7,761	5,860	74,440	4,861	15,014	17,978	37,853				
130	Jul-19	7,788	5,889	73,970	4,717	15,078	17,865	37,660				
131	Aug-19	7,758	5,895	73,959	4,819	14,893	17,738	37,450				
132	Sep-19	7,812	5,893	73,673	4,698	14,922	17,462	37,082				
134	Nov-19	7,912	5,878	73,084	4,855	14,665	17,186	36,706				
135	Dec-19	7,836	5,850	72,635	4,679	14,596	16,924	36,199				
136	Jan-20	7,742	5,794	72,466	4,651	14,479	16,780	35,910				
137	Feb-20	7,653	5,772	72,096	4,657	14,404	16,696	35,757				
138	Mar-20	7,635	5,753	72,139	4,618	14,409	16,610	35,637				
139	Apr-20	8,107	5,828	77,455	4,808	14,095	16,454	35,357				
140	May-20	8,063	5,852	77,965	4,820	13,943	16,305	35,068				
141	Jun-20	7,937	5,852	72,263	4,669	13,915	16,161	34,745				
142	Jul-20	7,814	5,771	69,898	4,601	13,869	16,048	34,518				
143	Aug-20	7,612	5,686	69,700	4,492	13,768	15,923	34,183				
144	Sep-20	7,542	5,543	69,992	4,392	13,722	15,753	33,867				
145	Oct-20	7,106	5,407	70,292	4,341	13,714	15,712	33,767				
146	Nov-20	6,951	5,337	70,109	4,219	13,748	15,608	33,575				
147	Dec-20	6,906	5,277	70,222	4,074	13,779	15,515	33,368				
148	Jan-21	6,605	5,032	68,883	4,083	13,705	15,494	33,282				
149	Feb-21	6,543	4,975	68,595	4,037	13,692	15,445	33,174				
150	Mar-21	6,511	4,953	69,748	3,945	13,703	15,387	33,035				
151	Apr-21	6,300	4,863	69,005	3,868	13,652	15,345	32,865				
152	May-21	6,100	4,750	68,912	3,854	13,555	15,310	32,719				
153	Jun-21	6,046	4,719	68,482	3,731	13,491	15,217	32,439				
154	Jul-21	5,983	4,692	68,250	3,806	13,351	15,157	32,314				
155	Aug-21	5,938	4,696	68,213	3,715	13,320	15,040	32,075				
156	Sep-21							0				
157	Oct-21							0				
158	Nov-21							0				
159	Dec-21							0				
160	Jan-22							0				
161	Feb-22							0				
162	Mar-22							0				
163	Apr-22							0				
164	May-22							0				
165	Jun-22							0				
166												
167	ANNUAL AVERAGES											
168	SFY11	13,696	8,794	112,302	5,581	17,264	13,006	35,850				
169	SFY12	10,870	8,774	115,987	4,951	17,416	12,823	35,190				
170	SFY13	8,494	8,136	117,899	4,086	17,677	12,942	34,705				
171	SFY14	7,449	7,835	113,331	3,821	17,765	13,342	34,927				
172	SFY15	6,582	7,603	107,685	3,780	18,700	13,939	36,419				
173	SFY16	5,481	7,166	100,500	3,693	19,268	15,443	38,404				
174	SFY17	4,996	6,752	93,907	3,648	18,823	16,166	38,637				
175	SFY18	6,580	6,366	88,384	4,299	17,384	16,222	37,905				
176	SFY19	7,644	5,977	78,908	4,695	15,818	17,296	31,507				
177	SFY20	7,843	5,847	73,781	4,731	14,518	16,956	36,205				
178	SFY21	6,836	5,193	69,487	4,136	13,700	15,563	33,399				
179	SFY21	5,961	4,694	68,232	3,761	13,336	15,099	5,366				
180												
181	Source of Data											
182	Column											
183	B	Reporting & Analysis Services, Caseload Statistics										
184	C	Reporting & Analysis Services, Caseload Statistics										
185	D	Reporting & Analysis Services, Caseload Statistics										
186	E-H	DCSS Caseload (Month End Actual from NECSES)										
187												
188	Note	* Effective 3/1/12, SSI or SSP is considered when determining FANF eligibility. Those child support cases no longer eligible, are now "Former" assistance cases.										
189												
190												
191												

	A	B	C	D	E	F	G	H	I	J
1	Table 8									
2	Department of Health and Human Services									
3	Operating Statistics									
4	Clients Served by Community Mental Health Centers									
5										
6	Annual Totals									
7		Adults	Children	Total						
8	FY2012	36,407	13,122	49,529						
9	FY2013	34,819	13,013	47,832						
10	FY2014	35,657	14,202	49,859						
11	FY2015	34,725	10,736	45,461						
12	FY2016	32,600	11,699	44,299						
13	FY2017	30,597	11,432	42,029						
14	FY2018	31,171	12,088	43,259						
15	FY2019	32,153	12,351	44,504						
16	FY2020	32,455	12,405	44,860						
17										
18		Adults	Children							
66	Jun-18	15,307	6,946	22,253						
67	Jul-18	14,811	6,453	21,264						
68	Aug-18	15,363	6,497	21,860						
69	Sep-18	14,999	6,503	21,502						
70	Oct-18	15,673	6,719	22,392						
71	Nov-18	14,661	6,611	21,272						
72	Dec-18	14,595	6,733	21,328						
73	Jan-19	15,670	7,052	22,722						
74	Feb-19	15,028	6,985	22,013						
75	Mar-19	15,589	7,109	22,698						
76	Apr-19	15,830	7,303	23,133						
77	May-19	15,718	7,274	22,992						
78	Jun-19	15,361	7,136	22,497						
79	Jul-19	15,707	6,834	22,541						
80	Aug-19	15,594	6,774	22,368						
81	Sep-19	15,717	6,964	22,681						
82	Oct-19	16,130	7,287	23,417						
83	Nov-19	15,465	7,251	22,716						
84	Dec-19	15,559	7,124	22,683						
85	Jan-20	16,712	7,389	24,101						
86	Feb-20	15,890	7,361	23,251						
87	Mar-20	16,120	7,318	23,438						
88	Apr-20	16,219	7,122	23,341						
89	May-20	15,740	6,974	22,714						
90	Jun-20	16,183	6,918	23,101						
91	Jul-20	16,698	6,929	23,627						
92	Aug-20	16,748	6,852	23,600						
93	Sep-20	16,853	6,835	23,688						
94	Oct-20	16,970	7,038	24,008						
95	Nov-20	16,197	6,727	22,924						
96	Dec-20	14,813	6,346	21,159						
97	Jan-21	17,506	7,383	24,889						
98	Feb-21	17,264	7,504	24,768						
99	Mar-21	18,164	7,780	25,944						
100	Apr-21	17,881	7,742	25,623						
101	May-21	17,847	7,701	25,548						
102	Jun-21	17,913	7,757	25,670						
103	Jul-21	17,096	7,293	24,389						
104	Aug-21			0						
105	Sep-21			0						
106	Oct-21			0						
107	Nov-21			0						
108	Dec-21			0						
109	Jan-22			0						
110	Feb-22			0						
111	Mar-22			0						
112	Apr-22			0						
113	May-22			0						
114	Jun-22			0						
115										
116										
117										
118	Notes:									
119	1. Monthly data is a duplicated count.									
120	2. Year-end data is unduplicated.									

	A	B	C	D	E	F	G	H
1	Table 10							
2	Department of Health and Human Services							
3	Operating Statistics							
4	Developmental Services Long Term Care							
5								
6		BDS Programs served FYTD**	BDS Programs FYTD Unduplicated Count	Early Supports & Services	Special Medical Services	Partners in Health Program	Devl. Serv. Priority #1 DD Waitlist	Devl. Serv. ABD Waitlist
7					(8-09 to 8-12 Actual)	(8-09 to 8-12 Actual)	Actual*	Actual*
118	Jul-18	11,078	7,383	2,404	1,291	870	See Tab 11.1	See Tab 11.2
119	Aug-18	12,909	8,713	2,782	1,414	894		
120	Sep-18	11,897	9,480	3,053	1,515	902		
121	Oct-18	12,409	9,919	3,324	1,569	921		
122	Nov-18	12,835	10,265	3,541	1,629	941		
123	Dec-18	13,174	10,558	3,725	1,668	948		
124	Jan-19	13,696	11,009	4,009	1,714	973		
125	Feb-19	14,187	11,356	4,249	1,846	985		
126	Mar-19	14,718	11,769	4,550	1,938	1,011		
127	Apr-19	14,945	11,889	4,607	2,028	1,028		
128	May-18	15,396	12,275	4,925	2,080	1,041		
129	Jun-19	15,670	12,464	5,038	2,150	1,056		
130	Jul-19	9,864	7,433	2,302	1,591	840	See Tab 11.1	See Tab 11.2
131	Aug-19	11,464	8,924	2,732	1,679	861		
132	Sep-19	12,162	9,551	3,062	1,737	874		
134	Nov-19	13,127	10,318	3,547	1,915	894		
135	Dec-19	13,573	10,664	3,776	2,001	908		
136	Jan-20	13,861	10,882	3,814	2,062	917		
137	Feb-20	14,579	11,523	4,040	2,122	934		
138	Mar-20	14,857	11,752	4,259	2,168	937		
139	Apr-20	15,024	11,899	4,362	2,180	945		
140	May-20	15,287	12,126	4,493	2,212	949		
141	Jun-20	15,538	12,294	4,595	2,286	958		
142	Jul-20	9,175	6,966	1,837	1,396	813	See Tab 11.1	See Tab 11.2
143	Aug-20	10,413	8,153	2,141	1,444	816		
144	Sep-20	11,428	9,104	2,431	1,497	827		
145	Oct-20	11,932	9,520	2,703	1,577	835		
146	Nov-20	12,362	9,875	2,906	1,648	839		
147	Dec-20	12,654	10,104	3,038	1,704	846		
148	Jan-21	13,124	10,508	3,290	1,766	850		
149	Feb-21	13,334	10,648	3,363	1,827	859		
150	Mar-21	13,903	11,124	3,785	1,916	863		
151	Apr-21	14,268	11,407	3,991	1,983	878		
152	May-21	14,731	11,795	4,294	2,050	886		
153	Jun-21	15,082	12,089	4,532	2,112	881		
154		Total BDS Programs Served FYTD **	BDS Programs FYTD Unduplicated Count	Early Supports & Services	Special Medical Services	Partners in Health Program	Devl. Serv. Priority #1 DD Waitlist	Devl. Serv. ABD Waitlist
155	Beginning 7/1/21, BDS Programs- FYTD Unduplicated Count will be BDS only and not include ESS							
156	Jul-21	9,247	5,218	1,919	1,377	733	See Tab 11.1	See Tab 11.2
157	Aug-21	10,817	6,142	2,525	1,404	746		
158	Sep-21	0						
159	Oct-21	0						
160	Nov-21	0						
161	Dec-21	0						
162	Jan-22	0						
163	Feb-22	0						
164	Mar-22	0						
165	Apr-22	0						
166	May-22	0						
167	Jun-22	0						
168								
169	ANNUAL AVERAGES ***							
170	SFY11	12,718	9,873	2,125	1,701	1,144	22	0
171	SFY12	12,373	9,568	3,160	1,744	1,061	64	4
172	SFY13	12,750	9,612	3,135	2,059	1,079	201	1
173	SFY14	12,750	9,562	3,261	2,116	1,072	106	12
174	SFY15	13,522	9,867	3,294	2,618	1,038	116	4
175	SFY16	13,569	10,016	3,625	2,547	1,006	161	4
176	SFY17	13,424	10,139	3,497	2,351	935	196	16
177	SFY18	15,901	10,393	3,732	1,776	926	See Tab 11.1	See Tab 11.2
178	SFY19	13,576	10,590	3,851	1,737	964		
179	SFY20	13,499	10,608	3,688	1,982	909	See Tab 11.1	See Tab 11.2
180	SFY21	12,701	10,108	3,193	1,743	849		
181	SFY22	1,672	5,680	2,222	1,391	740	Tab 11.1	Tab 11.2
182	***1/4/16 - formulas corrected)							
183	Data Sources:	NHLeads	NHLeads	NHLeads	SMSdb	PIHdb	Registry	Registry
184								
185	*G & *H Represent the number of individuals waiting at least 90-days for DD or ABD							
186	Waiver funding. Final SFY17 data only thru May 2017, then see Tab 11.1 & 11.2							
187	** BDS count excludes MTS Students served							
188	E & F	Represents year-to-date total number served						

	A	B	C	D	E	F	G	H	I	J	K	L	M	N	O
1	Table 11.1														
2	Department of Health and Human Services														
3	Operating Statistics														
4	Developmental Disability Waitlist														
5															
6		Students transitioning into the adult service system (A's)					New eligibles (B's)					Those requiring additional services (C's)			
7		Begin WL	OFF (-)	NEW (+)	Ending WL		Begin WL	OFF (-)	NEW (+)	Ending WL		Begin WL	OFF (-)	NEW (+)	Ending WL
22	SFY 18														
23	Jul-17	68	(46)	0	22		25	(17)	15	23		129	(44)	29	114
24	Aug-17	22	(6)	0	16		23	(6)	8	25		114	(14)	12	112
25	Sep-17	16	(11)	1	6		30	(6)	7	31		112	(21)	13	104
26	Oct-17	6	(1)	1	6		31	(1)	6	36		104	(5)	8	107
27	Nov-17	6	0	2	8		36	(1)	2	37		107	(5)	14	116
28	Dec-17	8	(2)	1	7		37	(1)	2	38		116	(4)	13	125
29	Jan-18	7	(2)	1	6		38	(1)	7	44		125	(10)	14	129
30	Feb-18	6	(1)	1	6		44	(1)	1	44		129	(4)	13	138
31	Mar-18	6	(1)	3	8		44	(1)	3	46		138	(17)	23	144
32	Apr-18	8	(4)	3	7		46	(2)	0	44		144	(9)	23	158
33	May-18	7	(1)	0	6		44	(6)	6	44		158	(15)	23	166
34	Jun-18	6	(6)	0	0		44	(20)	2	26		166	(59)	13	120
35	TOTALS FOR SFY 18	68	(81)	13	0		25	(63)	59	21		129	(207)	198	120
36															
37	SFY 19														
38	Jul-18	0	0	0	0		26	(26)	0	0		120	(93)	14	41
39	Aug-18	0	0	0	0		0	0	1	1		41	(1)	20	60
40	Sep-18	0	0	1	1		1	0	6	7		60	(7)	15	68
41	Oct-18	1	(1)	0	0		7	(7)	10	10		68	(68)	22	22
42	Nov-18	0	0	0	0		10	(1)	5	14		22	(1)	7	28
43	Dec-18	0	0	0	0		14	(14)	0	0		28	(28)	0	0
44	Jan-19	0	0	0	0		0	0	0	0		0	0	10	10
45	Feb-19	0	0	0	0		0	0	0	0		10	(10)	0	0
46	Mar-19	0	0	0	0		0	0	0	0		0	0	0	0
47	Apr-19	0	0	0	0		0	0	0	0		0	0	0	0
48	May-19	0	0	0	0		0	0	0	0		0	(20)	20	0
49	Jun-19	0	0	0	0		0	0	0	0		0	0	0	0
50	TOTALS FOR SFY 19	0	(1)	1	0		26	(48)	22	0		120	(228)	108	0
51															
52	SFY 20														
53	Jul-19	0	0	19	19		0	0	21	21		0	0	72	72
54	Aug-19	19	(14)	2	7		21	(6)	0	15		72	(9)	26	89
55	Sep-19	7	(1)	5	11		15	(1)	2	16		89	(8)	21	102
56	Oct-19	11	(11)	0	0		16	(16)	0	0		102	(7)	22	117
57	Nov-19	0	0	0	0		0	0	0	0		117	(7)	14	124
58	Dec-19	0	0	0	0		0	0	0	0		124	(3)	35	156
59	Jan-20	0	0	1	1		0	0	2	2		156	(156)	23	23
60	Feb-20	1	(1)	0	0		2	(2)	0	0		23	(23)	14	14
61	Mar-20	0	0	0	0		0	0	0	0		14	(14)	0	0
62	Apr-20	0	0	0	0		0	0	0	0		0	0	15	15
63	May-20	0	0	0	0		0	0	0	0		15	(15)	0	0
64	Jun-20	0	0	0	0		0	0	0	0		0	0	0	0
65	TOTALS FOR SFY 20	0	(27)	27	0		0	(25)	25	0		0	(242)	242	0
66															
67	SFY 21														
68	Jul-20	0	0	0	0		0	0	0	0		0	0	32	32
69	Aug-20	0	0	1	1		0	0	0	0		32	(1)	27	58
70	Sep-20	1	(1)	0	0		0	0	0	0		58	(2)	29	85
71	Oct-20	0	0	0	0		0	0	1	1		85	(12)	23	96
72	Nov-20	0	0	0	0		1	(1)	0	0		96	(96)	5	5
73	Dec-20	0	0	0	0		0	0	0	0		5	(5)	0	0
74	Jan-21	0	0	0	0		0	0	1	1		0	0	13	13
75	Feb-21	0	0	0	0		1	(1)	0	0		13	(13)	15	15
76	Mar-21	0	0	0	0		0	0	0	0		15	(15)	0	0
77	Apr-21	0	0	0	0		0	0	0	0		0	0	5	5
78	May-21	0	0	0	0		0	0	0	0		5	(5)	12	12
79	Jun-21	0	0	0	0		0	0	0	0		12	(12)	0	0
80	TOTALS FOR SFY 21	0	(1)	1	0		0	(2)	2	0		0	(161)	161	0
81															
82	SFY 22														
83	Jul-21	0	0	0	0		0	0	0	0		0	0	0	0
84	Aug-21	0	0	0	0		0	0	0	0		0	0	0	0
85	Sep-21	0	0	0	0		0	0	0	0		0	0	0	0
86	Oct-21	0	0	0	0		0	0	0	0		0	0	0	0
87	Nov-21	0	0	0	0		0	0	0	0		0	0	0	0
88	Dec-21	0	0	0	0		0	0	0	0		0	0	0	0
89	Jan-22	0	0	0	0		0	0	0	0		0	0	0	0
90	Feb-22	0	0	0	0		0	0	0	0		0	0	0	0
91	Mar-22	0	0	0	0		0	0	0	0		0	0	0	0
92	Apr-22	0	0	0	0		0	0	0	0		0	0	0	0
93	May-22	0	0	0	0		0	0	0	0		0	0	0	0
94	Jun-22	0	0	0	0		0	0	0	0		0	0	0	0
95	TOTALS FOR SFY 22	0	0	0	0		0	0	0	0		0	0	0	0

	A	B	C	D	E	F	G	H	I	J
1	Table 11.2									
2	Department of Health and Human Services									
3	Operating Statistics									
4	Acquired Brain Disorder (ABD) & In-Home Supports (IHS) Waitlist									
5										
6		ABD Waitlist (1)					IHS Waitlist (1)			
7		Begin WL	OFF (-)	NEW (+)	Ending WL		Begin WL	OFF (-)	NEW (+)	Ending WL
22	Jul-17	12	(1)	1	12		76	(23)	4	57
23	Aug-17	12	(5)	2	9		57	(10)	15	62
24	Sep-17	9	(1)	3	11		62	(13)	1	50
25	Oct-17	11	(1)	3	13		50	0	3	53
26	Nov-17	13	0	1	14		53	(5)	0	48
27	Dec-17	14	(1)	1	14		48	(12)	7	43
28	Jan-18	14	(14)	0	0		43	(43)	0	0
29	Feb-18	0	0	1	1		0	0	3	3
30	Mar-18	1	(1)	1	1		3	(2)	6	7
31	Apr-18	1	0	0	1		7	0	2	9
32	May-18	1	0	2	3		9	(1)	11	19
33	Jun-18	3	(3)	0	0		19	(3)	2	18
34	TOTALS FOR SFY18	12	(27)	15	0		76	(112)	54	18
35										
36	Jul-18	0	0	0	0		18	(18)	16	16
37	Aug-18	0	0	2	2		16	(11)	5	10
38	Sep-18	2	(2)	0	0		10	(6)	4	8
39	Oct-18	0	0	0	0		8	(2)	4	10
40	Nov-18	0	0	0	0		10	(1)	7	16
41	Dec-18	0	0	0	0		16	(16)	0	0
42	Jan-19	0	0	0	0		0	0	6	6
43	Feb-19	0	0	0	0		6	(6)	1	1
44	Mar-19	0	0	0	0		1	(1)	0	0
45	Apr-19	0	0	0	0		0	0	0	0
46	May-19	0	(1)	1	0		0	(3)	3	0
47	Jun-19	0	0	0	0		0	0	0	0
48	TOTALS FOR SFY19	0	(3)	3	0		18	(64)	46	0
49										
50	Jul-19	0	0	5	5		0	0	16	16
51	Aug-19	5	(3)	4	6		16	(4)	2	14
52	Sep-19	6	(1)	3	8		14	(5)	0	9
53	Oct-19	8	(8)	0	0		9	(9)	0	0
54	Nov-19	0	0	1	1		0	0	3	3
55	Dec-19	1	(1)	2	2		3	(2)	0	1
56	Jan-20	2	(2)	2	2		1	(1)	1	1
57	Feb-20	2	(2)	0	0		1	(1)	0	0
58	Mar-20	0	0	0	0		0	0	0	0
59	Apr-20	0	0	1	1		0	0	0	0
60	May-20	1	(1)	0	0		0	0	0	0
61	Jun-20	0	0	0	0		0	0	0	0
62	TOTALS FOR SFY20	0	(18)	18	0		0	(22)	22	0
63										
64	Jul-20	0	0	0	0		0	0	0	0
65	Aug-20	0	0	1	1		0	0	1	1
66	Sep-20	1	(1)	0	0		1	(1)	0	0
67	Oct-20	0	0	1	1		0	0	1	1
68	Nov-20	1	(1)	0	0		1	(1)	0	0
69	Dec-20	0	0	0	0		0	0	0	0
70	Jan-21	0	0	0	0		0	0	1	1
71	Feb-21	0	0	0	0		1	(1)	0	0
72	Mar-21	0	0	0	0		0	0	0	0
73	Apr-21	0	0	1	1		0	0	1	1
74	May-21	1	(1)	0	0		1	(1)	1	1
75	Jun-21	0	0	0	0		1	(1)	0	0
76	TOTALS FOR SFY21	0	(3)	3	0		0	(5)	5	0
77										
78	Jul-21	0	0	0	0		0	0	0	0
79	Aug-21	0	0	0	0		0	0	0	0
80	Sep-21	0	0	0	0		0	0	0	0
81	Oct-21	0	0	0	0		0	0	0	0
82	Nov-21	0	0	0	0		0	0	0	0
83	Dec-21	0	0	0	0		0	0	0	0
84	Jan-22	0	0	0	0		0	0	0	0
85	Feb-22	0	0	0	0		0	0	0	0
86	Mar-22	0	0	0	0		0	0	0	0
87	Apr-22	0	0	0	0		0	0	0	0
88	May-22	0	0	0	0		0	0	0	0
89	Jun-22	0	0	0	0		0	0	0	0
90	TOTALS FOR SFY22	0	0	0	0		0	0	0	0
91										
92										
93	(1)	For SFY17 BDS did not track the "off" and "new" for ABD & IHS WL.								

	A	B	C	D	E	F	G	H	I	J
1	Table 12									
2	Department of Health and Human Services									
3	Operating Statistics									
4	Shelters & Institutions									
5										
6		NHH					BHS			Glenciff
7		APS & APC Census Actual	APS & APC Admissions Actual	Adult APS Waiting List Actual	Adolescent APC Waiting List Actual	THS Census Actual	Emergency Shelter Clients Served Actual	Street Outreach Clients Served Actual	Clients Exited to Permanent Destinations Actual	GH Census Actual
8										
117	Jul-18	154	94	52	2	n/a				116
118	Aug-18	152	99	55	1	n/a				116
119	Sep-18	155	90	49	3	n/a				111
120	Oct-18	159	117	44	3	n/a				111
121	Nov-18	159	100	40	6	n/a				111
122	Dec-18	156	92	30	5	n/a				111
123	Jan-19	154	94	43	5	n/a				109
124	Feb-19	156	89	39	6	n/a				111
125	Mar-19	156	109	33	5	n/a				115
126	Apr-19	159	103	32	6	n/a				117
127	May-19	157	102	26	8	n/a				117
128	Jun-19	155	156	23	3	n/a				118
129	Jul-19	154	118	27	2	n/a				117
130	Aug-19	157	107	33	2	n/a				115
131	Sep-19	160	100	38	5	n/a				112
132	Oct-19	161	120	41	7	n/a				113
134	Dec-19	161	94	22	7	n/a				109
135	Jan-20	158	93	30	6	n/a				110
136	Feb-20	163	156	34	9	n/a				114
137	Mar-20	159	161	27	9	n/a				112
138	Apr-20	161	163	12	0	n/a				115
139	May-20	165	91	18	0	n/a				115
140	Jun-20	172	111	22	0	n/a				115
141	Jul-20	179	101	34	0	n/a				117
142	Aug-20	174	64	49	0	n/a				117
143	Sep-20	174	80	45	0	n/a				116
144	Oct-20	174	80	39	0	n/a				115
145	Nov-20	165	56	44	0	n/a				115
146	Dec-20	157	63	42	0	n/a				114
147	Jan-21	163	41	56	0	n/a				113
148	Feb-21	167	67	50	0	n/a				110
149	Mar-21	171	92	56	0	n/a				109
150	Apr-21	171	87	46	0	n/a				108
151	May-21	172	110	31	0	n/a				104
152	Jun-21					n/a				98
153	Jul-21	175	103	18	0	n/a	866	863	39	94
154	Aug-21	173	115	14	0	n/a	888	610	69	90
155	Sep-21					n/a				
156	Oct-21					n/a				
157	Nov-21					n/a				
158	Dec-21					n/a				
159	Jan-22					n/a				
160	Feb-22					n/a				
161	Mar-22					n/a				
162	Apr-22					n/a				
163	May-22					n/a				
164	Jun-22					n/a				
165										
166	YEAR-TO-DATE AVERAGE									
167	SFY11	151	192			42	n/a	n/a	n/a	111
168	SFY12	148	197			39	n/a	n/a	n/a	116
169	SFY13	153	164				n/a	n/a	n/a	118
170	SFY14	160	173				n/a	n/a	n/a	117
171	SFY15	148	167	21	5	n/a	n/a	n/a	n/a	116
172	SFY16	151	161	24	5	n/a	n/a	n/a	n/a	114
173	SFY17	160	148	35	5	n/a	n/a	n/a	n/a	108
174	SFY18	160	115	51	5	n/a	n/a	n/a	n/a	111
175	SFY19	156	104	39	4	n/a	n/a	n/a	n/a	114
176	SFY20	161	123	28	5	n/a	n/a	n/a	n/a	113
177	SFY21	170	76	45	0	n/a	n/a	n/a	n/a	111
178	SFY22-YTD	174	109	16	0	n/a	877	737	54	92
179										
180	Source of Data									
181	Column									
182	B	Daily in-house midnight census averaged per month*; April 2020 children's svc privatized and removed from #s								
183	C	Daily census report of admissions totalled per month; Children (APC) services were privatized in April 2020.								
184	D	Daily Average wait list for adults								
185	E	Daily average wait list for adolescents-Effective 4/1/2020 Under 18 transferred out of NHH								
186	F	Daily Average census in Transitional Housing (privatized 12/2011)								
187	G	Total number of Emergency Shelter Clients Served								
188	H	Total number of clients served by Street Outreach								
189	I	Total number of clients exited to permanent destinations								
190	J	Daily in-house midnight census averaged per month								
191										
192		* July 2014 average Census no longer reflects Pts on Leave								
193		4/29/2020 NHH discharged last child, facility is now 100% adult care.								

Table 14																			
Department of Health and Human Services																			
Caseloads Versus Prior Year & Prior Month																			
	Unduplicated Persons			Medicaid Persons			Long Term Care-Seniors			FANF Persons			APTD Persons			SNAP Persons			
	Actual	Vs PY	Vs Pmo	Actual	Vs PY	Vs Pmo	Actual	Vs PY	Vs Pmo	Actual	Vs PY	Vs Pmo	Actual	Vs PY	Vs Pmo	Actual	Vs PY	Vs Pmo	
128	Jul-18	197,192	-1.1%	-0.3%	162,207	-1.1%	-0.3%	7,591	2.7%	0.0%	7,425	49.0%	0.6%	6,163	-6.1%	-0.9%	84,338	-6.8%	-1.2%
129	Aug-18	197,232	-1.3%	0.0%	162,366	-1.3%	0.1%	7,624	2.9%	0.4%	7,440	36.8%	0.2%	6,121	-6.7%	-0.7%	83,632	-7.3%	-0.8%
130	Sep-18	196,054	-1.7%	-0.6%	161,148	-1.7%	-0.7%	7,532	1.7%	-1.2%	7,481	29.2%	0.3%	6,070	-6.7%	-0.8%	82,277	-8.5%	-1.6%
131	Oct-18	195,717	-1.6%	-0.2%	160,839	-1.5%	-0.2%	7,609	2.8%	1.0%	7,454	19.2%	-0.1%	6,057	-5.8%	-0.2%	79,947	-10.8%	-2.8%
132	Nov-18	195,238	-2.3%	-0.2%	160,348	-2.4%	-0.3%	7,468	0.2%	-1.9%	7,551	14.8%	1.3%	6,022	-5.9%	-0.6%	79,319	-10.9%	-0.8%
134	Jan-19	196,159	-2.2%	0.6%	161,283	-2.3%	0.5%	7,458	-2.4%	-0.2%	7,849	11.1%	2.9%	5,941	-5.8%	-0.4%	78,683	-11.0%	0.7%
135	Feb-19	194,463	-2.6%	-0.9%	179,492	-2.7%	-1.0%	7,613	-0.3%	2.1%	7,831	9.3%	-0.2%	5,931	-5.7%	-0.2%	77,613	-11.8%	-1.4%
136	Mar-19	193,087	-3.3%	-0.7%	178,248	-3.4%	-0.7%	7,550	-1.0%	-0.8%	7,705	9.0%	-1.6%	5,835	-6.7%	-1.6%	76,805	-12.4%	-1.0%
137	Apr-19	192,791	-3.2%	-0.2%	178,012	-3.3%	-0.1%	7,533	1.1%	-0.2%	7,785	8.8%	1.0%	5,865	-6.1%	0.5%	76,197	-12.5%	-0.8%
138	May-19	191,883	-3.5%	-0.5%	177,265	-3.6%	-0.4%	7,884	4.0%	11500.0%	7,834	7.1%	0.6%	5,891	-5.7%	0.4%	75,478	-12.5%	-0.9%
139	Jun-19	190,487	-3.7%	-0.7%	175,934	-3.8%	-0.8%	7,244	-4.6%	-8.1%	7,761	5.4%	-0.9%	5,860	-5.7%	-0.5%	74,440	-12.8%	-1.4%
140	Jul-19	190,663	-3.3%	0.1%	176,125	-3.3%	0.1%	7,654	0.8%	5.7%	7,788	4.9%	0.3%	5,899	-4.4%	0.5%	73,970	-12.3%	-0.8%
141	Aug-19	190,361	-3.5%	-0.2%	175,834	-3.6%	-0.2%	7,580	-0.6%	-1.0%	7,758	4.3%	-0.4%	5,895	-3.7%	0.1%	73,959	-11.6%	0.0%
142	Sep-19	190,385	-2.9%	0.0%	175,653	-3.0%	-0.1%	7,552	0.3%	-0.4%	7,812	4.7%	0.7%	5,883	-2.9%	0.0%	73,673	-10.5%	-0.4%
143	Oct-19	190,606	-2.5%	0.2%	176,379	-2.5%	0.4%	7,831	2.9%	3.7%	7,878	5.7%	0.8%	5,902	-2.6%	0.2%	73,666	-7.9%	0.0%
144	Nov-19	191,216	-2.1%	0.2%	176,722	-2.0%	0.2%	7,522	0.7%	-3.9%	7,912	4.8%	0.4%	5,878	-2.4%	-0.4%	73,084	-7.9%	-0.8%
145	Dec-19	192,708	-1.2%	0.8%	178,342	-1.1%	0.9%	7,474	0.0%	-0.6%	7,836	2.7%	-1.0%	5,850	-1.9%	-0.5%	72,635	-7.1%	-0.6%
146	Jan-20	193,435	-1.4%	0.4%	179,100	-1.2%	0.4%	7,624	2.2%	2.0%	7,742	-1.4%	-1.2%	5,794	-2.5%	-1.0%	72,466	-7.9%	-0.2%
147	Feb-20	193,442	-0.5%	0.0%	178,930	-0.3%	-0.1%	7,660	0.6%	0.5%	7,653	-2.3%	-1.1%	5,772	-2.7%	-0.4%	72,096	-7.1%	-0.5%
148	Mar-20	194,079	0.5%	0.3%	179,510	0.7%	0.3%	7,215	-4.4%	-5.8%	7,635	-0.9%	-0.2%	5,753	-1.4%	-0.3%	72,139	-6.1%	0.1%
149	Apr-20	201,105	4.3%	3.6%	187,079	5.1%	4.2%	7,713	2.4%	6.9%	8,107	4.1%	6.2%	5,828	-0.6%	1.3%	77,455	1.7%	7.4%
150	May-20	204,937	6.8%	1.9%	190,988	7.7%	2.1%	7,512	-4.7%	-2.6%	8,063	2.9%	-0.5%	5,852	-0.7%	0.4%	77,965	3.3%	0.7%
151	Jun-20	207,268	8.8%	1.1%	193,438	9.9%	1.3%	7,664	5.8%	2.0%	7,937	2.3%	-1.6%	5,852	-0.1%	0.0%	72,263	-2.9%	-7.3%
152	Jul-20	210,042	10.2%	1.3%	196,200	11.4%	1.4%	7,479	-2.3%	-2.4%	7,814	0.3%	-1.5%	5,771	-2.0%	-1.4%	69,898	-5.5%	-3.3%
153	Aug-20	210,042	10.3%	0.0%	196,200	11.6%	0.0%	7,490	-1.2%	0.1%	7,612	-1.9%	-2.6%	5,686	-3.5%	-1.5%	69,700	-5.8%	-0.3%
154	Sep-20	215,468	13.2%	2.6%	201,788	14.9%	2.8%	7,856	1.4%	2.2%	7,542	-3.5%	-0.9%	5,543	-5.9%	-2.5%	69,992	-5.0%	0.4%
155	Oct-20	217,791	14.1%	1.1%	204,126	15.7%	1.2%	7,568	-3.4%	-1.2%	7,106	-9.8%	-5.8%	5,407	-8.4%	-2.5%	70,292	-4.6%	0.4%
156	Nov-20	221,424	15.8%	1.7%	207,847	17.6%	1.8%	7,536	0.2%	-0.4%	6,951	-12.1%	-2.2%	5,337	-9.2%	-1.3%	70,109	-4.1%	-0.3%
157	Dec-20	225,760	17.2%	2.0%	212,271	19.0%	2.1%	7,684	1.5%	0.6%	6,906	-11.9%	-0.6%	5,277	-9.8%	-1.1%	70,222	-3.3%	0.2%
158	Jan-21	227,473	17.6%	0.8%	214,040	19.5%	0.8%	7,134	-6.4%	-5.9%	6,605	-14.7%	-4.4%	5,032	-13.2%	-4.6%	68,883	-4.9%	-1.9%
159	Feb-21	229,039	16.4%	0.7%	215,574	20.5%	0.7%	7,357	-4.0%	3.1%	6,543	-14.5%	-0.9%	4,975	-13.6%	-1.1%	68,595	-4.9%	-0.4%
160	Mar-21	231,212	19.1%	0.9%	217,640	21.2%	1.0%	7,268	0.7%	-1.2%	6,511	-14.7%	-0.5%	4,953	-13.9%	-0.4%	69,748	-3.3%	1.7%
161	Apr-21	233,157	16.9%	0.8%	219,536	17.3%	0.9%		-100.0%	-100.0%	6,300	-22.3%	-3.2%	4,863	-16.6%	-1.8%	69,005	-10.9%	-1.1%
162	May-21	234,319	14.3%	0.5%	220,790	15.6%	0.6%		-100.0%	#DIV/0!	6,100	-24.3%	-3.2%	4,750	-18.8%	-2.3%	68,912	-11.6%	-0.1%
163	Jun-21	235,734	13.7%	0.6%	222,209	14.9%	0.6%		-100.0%	#DIV/0!	6,046	-23.8%	-0.9%	4,719	-18.4%	-0.7%	68,482	-5.2%	-0.6%
164	Jul-21	237,114	12.9%	0.6%	223,461	13.9%	0.6%	7,248	-3.1%	#DIV/0!	5,983	-23.4%	-1.0%	4,692	-18.7%	-0.6%	68,260	-2.4%	-0.3%
165	Aug-21	238,710	13.6%	0.7%	225,201	14.8%	0.8%	7,248	-3.2%	0.0%	5,938	-22.0%	-0.8%	4,696	-17.4%	0.1%	68,213	-2.1%	-0.1%
166	Sep-21		-100.0%	-100.0%		-100.0%	-100.0%	0	-100.0%	-100.0%	0	-100.0%	-100.0%	0	-100.0%	-100.0%	0	-100.0%	-100.0%
167	Oct-21		-100.0%	#DIV/0!		-100.0%	#DIV/0!	0	-100.0%	#DIV/0!	0	-100.0%	#DIV/0!	0	-100.0%	#DIV/0!	0	-100.0%	#DIV/0!
168	Nov-21		-100.0%	#DIV/0!		-100.0%	#DIV/0!	0	-100.0%	#DIV/0!	0	-100.0%	#DIV/0!	0	-100.0%	#DIV/0!	0	-100.0%	#DIV/0!
169	Dec-21		-100.0%	#DIV/0!		-100.0%	#DIV/0!	0	-100.0%	#DIV/0!	0	-100.0%	#DIV/0!	0	-100.0%	#DIV/0!	0	-100.0%	#DIV/0!
170	Jan-22		-100.0%	#DIV/0!		-100.0%	#DIV/0!	0	-100.0%	#DIV/0!	0	-100.0%	#DIV/0!	0	-100.0%	#DIV/0!	0	-100.0%	#DIV/0!
171	Feb-22		-100.0%	#DIV/0!		-100.0%	#DIV/0!	0	-100.0%	#DIV/0!	0	-100.0%	#DIV/0!	0	-100.0%	#DIV/0!	0	-100.0%	#DIV/0!
172	Mar-22		-100.0%	#DIV/0!		-100.0%	#DIV/0!	0	-100.0%	#DIV/0!	0	-100.0%	#DIV/0!	0	-100.0%	#DIV/0!	0	-100.0%	#DIV/0!
173	Apr-22		-100.0%	#DIV/0!		-100.0%	#DIV/0!		#DIV/0!	#DIV/0!	0	-100.0%	#DIV/0!	0	-100.0%	#DIV/0!	0	-100.0%	#DIV/0!
174	May-22		-100.0%	#DIV/0!		-100.0%	#DIV/0!		#DIV/0!	#DIV/0!	0	-100.0%	#DIV/0!	0	-100.0%	#DIV/0!	0	-100.0%	#DIV/0!
175	Jun-22		-100.0%	#DIV/0!		-100.0%	#DIV/0!		#DIV/0!	#DIV/0!	0	-100.0%	#DIV/0!	0	-100.0%	#DIV/0!	0	-100.0%	#DIV/0!
176																			
177																			
178	SFY10	145,949			117,025			7,288			14,098			8,284			99,219		
179	SFY11	152,821	4.7%		119,612	2.2%		7,188	-1.4%		13,696	-2.8%		8,794	6.2%		112,302	13.2%	
180	SFY12	154,715	1.2%		119,832	0.2%		7,237	0.7%		10,870	-20.6%		8,778	-0.2%		115,987	3.3%	
181	SFY13	155,664	0.6%		129,721	8.3%		7,197	-0.5%		8,494	-21.9%		8,136	-7.3%		117,899	1.6%	
182	SFY14	155,707	0.0%		132,385	2.1%		7,228	0.4%		7,449	-12.3%		7,835	-3.7%		113,331	-3.9%	
183	SFY15	184,891	18.7%		166,736	25.9%		7,145	-1.2%		6,582	-11.6%		7,603	-3.0%		107,602	-5.1%	
184	SFY16	200,640	8.5%		184,947	10.9%		7,111	-0.5%		5,584	-15.2%		7,201	-5.3%		101,117	-6.0%	
185	SFY17	201,649	0.5%		186,381	0.8%		7,126	0.2%		4,896	-10.5%		6,752	-6.2%		93,907	-7.1%	
186	SFY18	199,496	-1.1%		184,411	-1.1%		7,500	5.2%		6,580	31.7%		6,361	-5.8%		88,384	-5.9%	
187	SFY19	194,615	-2.4%		179,790	-2.5%		7,548	0.6%		7,644	16.2%		5,977	-6.0%		78,908	-10.7%	
188	SFY20	195,034	0.2%		180,675	0.5%		7,583	0.5%		7,843	2.6%		5,847	-2.2%		73,781	-6.5%	
189	SFY21	224,288	15.0%		210,685	16.6%		7,452	-1.7%		6,836	-12.8%		5,193	-11.2%		69,487	-5.8%	

	A	B	C	D	E
1	Table 15				
2	Department of Health and Human Services				
3	Operating Statistics				
4	SUD Financial Activity - SUMMARY				
5	SFY 19-22 Contracts Issued and Spent as of 8.31.21				
6					
7	SFY 2022 Contract Line Summary	Funding Amount	Actual Provider Contract Spent	Provider Contract/Obligated Funds Unspent	
8					
9	Governor Commission:				
10					
11	Appropriation Cls 049/074/085/102	9,916,667			
12	Available Funds to Transfers	0			
13	Balance forward from Contract encumbrances	7,175,954			
14	Available funds brought forward from 6/30/21	0			
15	TOTAL AVAILABLE FUNDING TO DATE:	17,092,621			
16					
17	SFY22 Contract Encumbrances	15,702,630	1,975,813	13,726,817	
18	*Obligated funds not encumbered (Gov Comm Drugzar/SYC Renov)	390,305			
19	TOTAL OBLIGATED FUNDING TO DATE:	16,092,935	1,975,813	13,726,817	SEE Detail on following page
20					
21	TOTAL FUNDS AVAILABLE TO DATE*	999,686			
22					
23	*Note: Total funds available to date includes funds obligated but not yet encumbered, thus this will not match SOA				
24					
25	SFY 2022 Contract Line Summary	Funding Amount	Actual Provider Contract Spent	Provider Contract/Obligated Funds Unspent	
26					
27	Clinical Services				
28					
29	Appropriation Cls 049/074/085/102	5,439,921			
30	Available Funds to Transfers	0			
31	Balance forward from Contract encumbrances	3,961,076			
32	Available funds brought forward from 6/30/21	0			
33	TOTAL AVAILABLE FUNDING TO DATE:	9,400,997			
34					
35	SFY22 Contract Encumbrances	5,942,655	545,617	5,397,038	
36	TOTAL OBLIGATED FUNDING TO DATE:	5,942,655	545,617	5,397,038	SEE Detail on following page
37					
38	TOTAL FUNDS AVAILABLE TO DATE	3,458,342			
39					
40	SFY 2022 Contract Line Summary	Funding Amount	Actual Provider Contract Spent	Provider Contract/Obligated Funds Unspent	
41					
42	Prevention Services				
43					
44	Appropriation Cls 049/074/085/102	4,075,591			
45	Available Funds to Transfers	0			
46	Balance forward from Contract encumbrances	1,294,668			
47	Available funds brought forward from 6/30/21	0			
48	TOTAL AVAILABLE FUNDING TO DATE:	5,370,259			
49					
50	SFY22 Contract Encumbrances	5,297,462	547,273	4,750,189	
51	TOTAL OBLIGATED FUNDING TO DATE:	5,297,462	547,273	4,750,189	SEE Detail on following page
52					
53	TOTAL FUNDS AVAILABLE TO DATE	72,797			

Table 15 - b				
Department of Health and Human Services				
Operating Statistics				
SUD Financial Activity - DETAIL BY CONTRACT - CLINICAL SERVICE FUNDS				
SFY 19-22 Contracts Issued and Spent as of 8/31/21				
GOVERNOR COMMISSION FUNDED SERVICES CONTRACTS ONLY				
PO #	Description	Provider	Expenses Paid SFY22	Remaining Encumbrance
	Refund Checks		(1,056.51)	-
10	1075975 Community Support after incarceration	ADMINISTRATIVE OFFICE COURTS	339,410.50	464,898.43
11	1064835 Funding to Doorway to support those that aren't covered with SOR Fudning	ANDROSCOGGIN VALLEY HOSPITAL	-	25,000.00
12	1078202 Data Collection & Analysis	ARKANSAS FDN FOR MEDICAL CARE	54,146.68	420,045.77
13	1077969 Substance Use Disorder Treatment	BRIDGE STREET RECOVERY LLC	-	213,720.00
14	1072944 Funding to Doorway to support those that aren't covered with SOR Fudning	CATHOLIC MEDICAL CENTER	9,789.57	222,650.58
15	1063330 Home Visits	CENTRAL NH VNA & HOSPICE	-	24,391.00
16	1064838 Funding to Doorway to support those that aren't covered with SOR Fudning	CHESHIRE MEDICAL CENTER	18,428.94	49,950.87
17	1073073 Substance Misuse among children awareness	CITY DOVER	4,061.97	63,251.33
18	1063325 Home Visits	COMMUNITY ACTION PARTNERSHIP	-	87,123.24
19	1063324 Home Visits	COMMUNITY ACTION PROGRAM	-	73,013.00
20	1062982 Substance Use Disorder Treatment	COMMUNITY COUNCIL OF NASHUA	-	962.00
21	1062982 Substance Use Disorder Treatment	COMMUNITY COUNCIL OF NASHUA NH	105.80	1,502.94
22	1064885 Funding to Doorway to support those that aren't covered with SOR Fudning	CONCORD HOSPITAL	-	70,538.77
23	1064885 Funding to Doorway to support those that aren't covered with SOR Fudning	CONCORD HOSPITAL - LACONIA	-	145,962.00
24	1077603 Substance Use Disorder Treatment	COUNTY OF GRAFTON	16,926.88	17,632.00
25	1065135 Funding to Doorway to support those that aren't covered with SOR Fudning	DARTMOUTH HITCHCOCK MEDICAL	4,486.91	26,306.40
26	1071712 School Climate Transformation	DEPT OF EDUCATION	-	78,732.89
27	1078465 Multi Tier System	DEPT OF EDUCATION	-	889,121.70
28	1077574 Purple Heart	DEPT OF EDUCATION	-	308,000.00
29	1077575 Prevention & Intervention NH School Dist	DEPT OF EDUCATION	-	432,577.27
30	1077575 Ask the Question	DEPT OF MIL & VET SVS	-	105,000.00
31	1077330 Substance Use Disorder Treatment	DISMAS HOME OF NEW HAMPSHIRE	2,880.00	27,691.25
32	1077602 Substance Use Disorder Treatment	EASTER SEALS OF NH INC	7,715.09	391,471.20
33	1063327 / 1063328 Home Visits	FAMILY RESOURCE CTR GORHAM	-	4,994.96
34	1077333 Substance Use Disorder Treatment	FIT-NH/NH INC	10,838.12	168,511.55
35	1053365 MAT in the Community	FOUNDATION F/HEALTH COMMUNITIE	151,168.87	795,836.95
36	1081553 Homeless Outreach	FRIENDS OF RECOVERY - NH	-	43,750.00
37	1081549 Homeless Outreach	GOODWIN COMMUNITY HEALTH	-	43,750.00
38	1078143 Family Support Coordinator	GOODWIN COMMUNITY HEALTH	-	138,827.42
39	1081550 Homeless Outreach	GRANITE PWY DOORWAY MANCHESTER	-	43,750.00
40	1077577 Recovery Friendly Workforce Initiatives	GRANITE UNITED WAY	82,793.80	650,658.48
41	1081551 Homeless Outreach	GREATERTILTON AREA FAMILY RES	-	43,750.00
42	1057974 Tech Assistance	GROWTH PARTNERS LLC	39,054.08	125,000.00
43	1063242 Substance Use Disorder Treatment	GRTR NASHUA CNCL ON ALCOHOLISM	-	17,077.10
44	1077604 Substance Use Disorder Treatment	HARBOR CARE	15,709.49	135,926.85
45	1075288 Peer Recovery Support Svs-Facilitating Org	HARBOR HOMES INC	272,806.37	2,684,556.91
46	1077331 Substance Use Disorder Treatment	HEADREST	1,048.18	72,008.62
47	1063331 Home Visits	HOME HEALTH HOSPICE & COMM SVS	-	7,814.00
48	1063243 Substance Use Disorder Treatment	HOPE ON HAVEN HILL	7,719.79	66,293.79
49	1057942 Home Visits Support	JSI RESEARCH & TRNG INST	61,401.22	934.80
50	1065160 Gov Comm Admin/Svs to Science/Prevention Ad	JSI RESEARCH & TRNG INST	476,011.56	604,712.69
51	1070902 Tobacco & Alcohol Surveillance	LIQUOR COMMISSION	31,488.06	120,850.36
52	1064836 Funding to Doorway to support those that aren't covered with SOR Fudning	LITTLETON HOSPITAL ASSOCIATION	-	25,000.00
53	1064837 Funding to Doorway to support those that aren't covered with SOR Fudning	LRG HEALTHCARE	-	10,000.00
54	1065135 Funding to Doorway to support those that aren't covered with SOR Fudning	MARY HITCHCOCK MEMORIAL HOSPIT	-	-
55	1067894 Prevent & Mitigate Adverse Childhood Experiences	NEW HAMPSHIRE CHILDREN'S TRUST	6,915.56	4,998.17
56	1076082 Training	NH ALCOHOL&DRUG ABUSE COUNSELI	8,604.61	6,788.28
57	1070177 Prevent & Mitigate Adverse Childhood Experiences	NH COALITION AGAINST DOMESTIC	82,230.45	344,820.63
58	1070719 Recovery Housing Certification and Rental Assistance	NH COALITION OF RECOVERY RESID	52,293.59	594,263.90
59	1070611 Life of an Athlete Program	NH INTERSCHOLASTIC ATHLETIC	5,978.28	513,554.62
60	1053697 NH Juvenile Diversion Program	NH JUV COURT DIVERSION NETWORK	30,574.30	347,533.62
61	1081554 Professional Awareness Campaign	NH MEDICAL SOCIETY	-	50,000.00
62	1081739 Professional Awareness Campaign	NH PROVIDERS ASSOCIATION	-	50,000.00
63	1058422 Prevention Direct Svs	NH TEEN INST PREVENTION	31,667.34	274,961.67
64	1058007 Prevention Direct Svs	NORTH COUNTRY EDUCATION SVCS	32,743.51	172,065.00
65	1077329 Substance Use Disorder Treatment	NORTH COUNTRY HEALTH CONSORTIM	-	39,958.77
66	1077329 Student Assistance	NORTH COUNTRY HEALTH CONSORTIM	-	75,000.00
67	1062985 Substance Use Disorder Treatment	PHOENIX HOUSE OF NEW ENGLAND	14,399.40	77,199.15
68	1048758 Mentorship Program	PREVENTION CERTIFICATION BOARD	4,450.00	17,618.08
69	1058002 Prevention Direct Svs	SALEM BOYS & GIRLS CLUB	18,924.93	324,738.79
70	1077606 Substance Use Disorder Treatment	SE NH ALCOHOL & DRUG ABUSE SVS	-	224,715.36
71	1062984 Substance Use Disorder Treatment	SEACOAST YOUTH SERVICES	-	22,076.00
72	1064304 Student Assistance Program	SECOND START	-	200,000.00
73	1072945 Funding to Doorway to support those that aren't covered with SOR Fudning	SOUTHERN NH MEDICAL CENTER	58,219.15	35,970.85
74	1075470 Prevention Direct Svs	THE UPPER ROOM	4,684.94	91,372.65
75	1063329 Home Visits	TLC FAMILY RESOURCE CTR	4,416.20	65,583.80
76	1063326 Home Visits	WAYPOINT	-	49,195.20
77	1069265 Funding to Doorway to support those that aren't covered with SOR Fudning	WENTWORTH-DOUGLASS HOSPITAL	-	188,869.00
78	1077334 Substance Use Disorder Treatment	WEST CENTRAL SVS INC	-	5,220.49
79	1056421 Prevention Direct Svs	YOUTH COUNCIL	12,776.00	6,765.91
80	3382 - Governor Commission		1,975,813.23	13,726,817.06

	A	B	C	D	E	F
1			Table 15 - b			
2			Department of Health and Human Services			
3			Operating Statistics			
4			SUD Financial Activity - DETAIL BY CONTRACT - CLINICAL SERVICE FUNDS			
5			SFY 19-22 Contracts Issued and Spent as of 8/31/21			
6			CLINICAL SERVICES CONTRACTS ONLY			
7						
8	PO #	Description	Provider	Expenses Paid SFY22	Remaining Encumbrance	
9	1076202	Data Collection & Analysis	ARKANSAS FDN FOR MEDICAL CAR	18,048.89	140,015.41	
10	1077969	Substance Use Disorder Treatment	BRIDGE STREET RECOVERY LLC	-	452,947.00	
11	1073698	Safe Station	CITY OF MANCHESTER	18,496.33	26,454.48	
12	1062982	Substance Use Disorder Treatment	COMMUNITY COUNCIL OF NASHUA	-	2,038.00	
13	1077576	Substance Use Disorder Treatment	COMMUNITY COUNCIL OF NASHUA	224.40	3,178.16	
14	1077603	Substance Use Disorder Treatment	COUNTY OF GRAFTON	33,525.80	32,239.66	
15	1077330	Substance Use Disorder Treatment	DISMAS HOME OF NEW HAMPSHIRE	14,295.00	24,440.00	
16	1077602	Substance Use Disorder Treatment	EASTER SEALS OF NH INC	81,897.47	1,252,541.71	
17	1052229	MLADC	ELAINE C. DAVIS	-	24,075.00	
18	1062818	SUD Sub System	FEI.COM INC	-	53,948.50	
19	1077333	Substance Use Disorder Treatment	FIT-NHHH INC	37,821.68	518,984.28	
20	1075974	MAT in the Community	FOUNDATIONS COUNSELING	36,564.61	34,550.22	
21	1081586	Technical Assistance	GROWTH PARTNERS LLC	10,585.79	150,097.21	
22	1063242	Substance Use Disorder Treatment	GRTR NASHUA CNCL ON ALCOHOLI	-	3,186.75	
23	1075288	PRSS - FO	HARBOR CARE	192,462.14	1,094,244.68	
24	1077604	Substance Use Disorder Treatment	HARBOR HOMES INC	-	349,270.99	
25	1077331	Substance Use Disorder Treatment	HEADREST	13,596.86	51,226.24	
26	1077605	Substance Use Disorder Treatment	HOPE ON HAVEN HILL	7,388.21	78,311.49	
27	1065160	Gov Comm Admin/Prevention Ad/	JSI RESEARCH & TRNG INST	1,942.95	41,398.95	
28	1062079	MLADC	MICHELLE LATTIME	-	6,165.00	
29	1076082	Training	NH ALCOHOL&DRUG ABUSE COUNS	8,269.55	6,526.10	
30	1077329	Substance Use Disorder Treatment	NORTH COUNTRY HEALTH CONSO	-	287,494.26	
31	1077332	Substance Use Disorder Treatment	PHOENIX HOUSE OF NEW ENGLAND	62,027.50	131,900.67	
32	1064303	Student Assistance Program	SANBORN REG SCHOOL DIST SAU 1	-	114.47	
33	1053214	MLADC	SARA DEGENNARO COUNSELING	-	18,652.50	
34	1064299	Student Assistance Program	SAU 64	-	59.44	
35	1077606	Substance Use Disorder Treatment	SE NH ALCOHOL & DRUG ABUSE SV	8,469.48	307,960.06	
36	1064302	Student Assistance Program	SEACOAST YOUTH SERVICES	-	55,049.47	
37	1064304	Student Assistance Program	SECOND START	-	200,000.00	
38	1069090	Student Assistance Program	THE CITY OF PORTSMOUTH	-	87.69	
39	1071017	MLADC	THERESA MCCAFFERTY	-	37,665.00	
40	1077334	Substance Use Disorder Treatment	WEST CENTRAL SVS INC	-	12,214.47	
41			(blank)			
42		3384 - Clincial Svs (Treatment)		545,616.66	5,397,037.86	

	A	B	C	D	E
1			Table 15 - c		
2			Department of Health and Human Services		
3			Operating Statistics		
4			SUD Financial Activity - DETAIL BY CONTRACT - CLINICAL SERVICE FUNDS		
5			SFY 19-22 Contracts Issued and Spent as of 8/31/21		
6			PREVENTION SERVICES CONTRACTS ONLY		
7					
8	PO #	Description	Provider	Expenses Paid SFY22	Remaining Encumbrance
9		Refund checks			-
10	1068196	Reg Public Health Network	CHESHIRE COUNTY	20,901.50	94,848.13
11	1081693	Reg Public Health Network	CHESHIRE MEDICAL CENTER	-	133,986.00
12	1068192	Reg Public Health Network	CITY OF MANCHESTER	45,316.95	246,570.09
13	1070165	Reg Public Health Network	CITY OF NASHUA	26,154.62	147,865.22
14	1064305	Student Assistance Program	CITY OF ROCHESTER	-	77,400.00
15	1065162	Student Assistance Program	CLAREMONT SCHOOL DISTRICT	-	46,500.00
16	1075456	Student Assistance Program	CONWAY SCHOOL DISTRICT SAU 9	70,000.00	70,000.00
17	1070241/1070662	Reg Public Health Network	DARTMOUTH HITCHCOCK MEDICAL	38,240.75	456,678.47
18	1058309	Student Assistance Program	FARMINGTON SCHOOL DIST SAU 61	-	40,000.00
19	1058310	Student Assistance Program	FRANKLIN SCHOOL DISTRICT	-	75,667.00
20	1068193	Reg Public Health Network	GOODWIN COMMUNITY HEALTH	23,819.24	259,394.09
21	1070242	Reg Public Health Network	GRANITE UNITED WAY	95,580.34	726,602.75
22	1058311	Student Assistance Program	LACONIA SCHOOL DISTRICT	-	77,395.00
23	1068197	Reg Public Health Network	LAKES REGION PARTNERSHIP FOR	42,660.30	209,277.83
24	1068191	Reg Public Health Network	LAMPREY HEALTH CARE	31,348.87	224,965.36
25	1070902	Surveillance on Youth (SYNAR)	LIQUOR COMMISSION	20,943.90	106,262.73
26	1075469	Student Assistance Program	MANCHESTER SCHOOL DIST SAU 37	-	100,000.00
27	1070241/1070662	Reg Public Health Network	MARY HITCHCOCK MEMORIAL HOSPIT	-	60,765.28
28	1068190	Reg Public Health Network	MID-STATE HEALTH CTR	10,661.22	268,904.59
29	1058318	Student Assistance Program	MONADNOCK FAMILY SVS	-	47,178.00
30	1065161	Student Assistance Program	NEWPORT SCHOOL DIST SAU 43	-	240,000.00
31	1064306	Student Assistance Program	NORTH COUNTRY EDUCATION SVCS	-	77,400.00
32	1064300	Student Assistance Program	NORTH COUNTRY HEALTH CONSORTIUM	-	277,400.00
33	1068199	Reg Public Health Network	NORTH COUNTRY HEALTH CONSORTIUM	46,240.38	223,230.79
34	1048758	Mentorship Program	PREVENTION CERTIFICATION BOARD	-	1,450.00
35	1058319	Student Assistance Program	RAYMOND SCHOOL DISTRICT SAU 33	-	77,390.00
36	1064303	Student Assistance Program	SANBORN REG SCHOOL DIST SAU 17	21,557.10	37,896.54
37	1064299	Student Assistance Program	SAU 64-MILTON	-	81,831.33
38	1056785	Student Assistance Program	SEACOAST MENTAL HEALTH CTR INC	20,800.00	-
39	1064302	Student Assistance Program	SEACOAST YOUTH SERVICES	30,004.98	76,324.78
40	1064304	Student Assistance Program	SECOND START	3,042.54	104,129.27
41	1069090	Student Assistance Program	THE CITY OF PORTSMOUTH	-	82,875.99
42		3380-Prevention Svs	Grand Total	\$547,272.69	\$4,750,189.24

	A	B	C	D
1	Table 16			
2	Department of Health and Human Services			
3	Operating Statistics			
4	SUD Caseloads			
5				
6	Unique Clients Receiving Any SUD Services by Service Month			
7				
8		MEDICAID	Non- Medicaid SUD FUNDED	
25	2017-07	4,217	560	
26	2017-08	4,308	348	
27	2017-09	4,183	513	
28	2017-10	4,191	NA	
29	2017-11	4,371	365	
30	2017-12	4,494	279	
31	2018-01	4,517	215	
32	2018-02	4,281	467	
33	2018-03	4,452	455	
34	2018-04	4,468	409	
35	2018-05	4,574	279	
36	2018-06	4,381	412	
37	SFY 18 YTD COUNTS UNDUPLICATED			
38				
39	2018-07	4,431	460	
40	2018-08	4,533	495	
41	2018-09	4,262	437	
42	2018-10	4,591	545	
43	2018-11	4,638	408	
44	2018-12	4,948	389	
45	2019-01	6,106	378	
46	2019-02	6,485	353	
47	2019-03	7,322	451	
48	2019-04	7,088	423	
49	2019-05	7,490	443	
50	2019-06	7,678	411	
51	SFY 19 YTD COUNTS UNDUPLICATED			
52				
53	2019-07	7,807	259	
54	2019-08	7,658	378	
55	2019-09	7,505	373	
56	2019-10	7,303	388	
57	2019-11	7,174	403	
58	2019-12	8,109	460	
59	2020-01	8,552	538	
60	2020-02	8,088	507	
61	2020-03	8,317	547	
62	2020-04	8,096	410	
63	2020-05	8,011	576	
64	2020-06	8,413	363	
65	SFY 20 YTD COUNTS UNDUPLICATED			
66				
67	2020-07	8,351	413	
68	2020-08	8,285	360	
69	2020-09	8,436	341	
70	2020-10	8,552	206	
71	2020-11	8,679	197	
72	2020-12	8,558	215	
73	2021-01	8,219	274	
74	2021-02	8,299	194	
75	2021-03	9,155	280	
76	2021-04	9,774	204	
77	2021-05	9,898	265	
78	2021-06	9,898	197	
79	SFY 21 YTD COUNTS UNDUPLICATED			
80				
81	2021-07		188	
82	2021-08			
83	2021-09			
84	2021-10			
85	2021-11			
86	2021-12			
87	2022-01			
88	2022-02			
89	2022-03			
90	2022-04			
91	2022-05			
92	2022-06			
93	SFY 22 YTD COUNTS UNDUPLICATED			
94				
95				
96				
97				
98				
99	<i>Prepared by DHHS - OQAI - DA Andrew</i>			
100				
101	Non-medicaid SUD			
102	WITS: BDAS NH Web Information Technology System (WITS) SFY 2017			
103	Prepared by Mike Rogers, BDAS			