

June 19, 2019
2019-2616-CofC
05/01

1 Committee of Conference Report on HB 1-A, making appropriations for the expenses of certain
2 departments of the state for fiscal years ending June 30, 2020 and June 30, 2021.

3

4 Recommendation:

5

6 That the House recede from its position of nonconcurrency with the Senate amendment, and
7 concur with the Senate amendment, and

8 That the Senate and House adopt the following new amendment to the bill as amended by the
9 Senate, and pass the bill as so amended:

State of New Hampshire

**AMENDMENTS TO
HB 0001**

FISCAL YEAR 2020

FISCAL YEAR 2021

AMEND SECTION 1 OF THE BILL
BY MAKING THE FOLLOWING SPECIFIC CHANGES, AND BY
CHANGING SUBTOTALS AND TOTALS AS HERINAFTER SPECIFIED
TO REFLECT THE SPECIFIED CHANGES.

CATEGORY: 01 GENERAL GOVERNMENT
DEPARTMENT: 03 INFORMATION TECHNOLOGY DEPT
AGENCY: 003 INFORMATION TECHNOLOGY DEPT
ACTIVITY: 030010 INFORMATION TECHNOLOGY DEPT OF
ORGANIZATION: 7695 IT FOR DHHS

STRIKE OUT		
038 Technology - Software	7,723,968	7,931,883
INSERT IN PLACE THEREOF		
038 Technology - Software	7,704,468	7,950,611
STRIKE OUT		
TOTAL EXPENSES	24,349,845	24,442,952
INSERT IN PLACE THEREOF		
TOTAL EXPENSES	24,330,345	24,461,680
STRIKE OUT		
001 Transfer from Other Agencies	24,349,845	24,442,952
INSERT IN PLACE THEREOF		
001 Transfer from Other Agencies	24,330,345	24,461,680
STRIKE OUT		
TOTAL FUNDS	24,349,845	24,442,952
INSERT IN PLACE THEREOF		
TOTAL FUNDS	24,330,345	24,461,680

State of New Hampshire

**AMENDMENTS TO
HB 0001**

	FISCAL YEAR 2020	FISCAL YEAR 2021
CATEGORY: 01 GENERAL GOVERNMENT (CONT.)		
DEPARTMENT: 03 INFORMATION TECHNOLOGY DEPT (CONT.)		
AGENCY: 003 INFORMATION TECHNOLOGY DEPT (CONT.)		
ACTIVITY: 030010 INFORMATION TECHNOLOGY DEPT OF (CONT.)		
ORGANIZATION: 7695 IT FOR DHHS (CONT.)		
TOTAL EXPENSES FOR IT FOR DHHS	24,330,345	24,461,680
TOTAL ESTIMATED SOURCE OF FUNDS FOR IT FOR DHHS		
OTHER FUNDS	24,330,345	24,461,680
TOTAL FUNDS	24,330,345	24,461,680
LESS FUNDS FOR BUDGETED REVENUE TRANSFERS	24,330,345	24,461,680
OTHER FUNDS		
NET TOTAL FUNDS	0	0
TOTAL EXPENSES FOR INFORMATION TECHNOLOGY DEPT OF	98,290,495	96,586,230
TOTAL ESTIMATED SOURCE OF FUNDS FOR INFORMATION TECHNOLOGY DEPT OF		
OTHER FUNDS	98,290,495	96,586,230
TOTAL FUNDS	98,290,495	96,586,230
LESS FUNDS FOR BUDGETED REVENUE TRANSFERS	98,290,495	96,586,230
OTHER FUNDS		
NET TOTAL FUNDS	0	0

State of New Hampshire

**AMENDMENTS TO
HB 0001**

	FISCAL YEAR 2020	FISCAL YEAR 2021
CATEGORY: 01 GENERAL GOVERNMENT (CONT.)		
DEPARTMENT: 03 INFORMATION TECHNOLOGY DEPT (CONT.)		
AGENCY: 003 INFORMATION TECHNOLOGY DEPT (CONT.)		
TOTAL EXPENSES FOR INFORMATION TECHNOLOGY DEPT	103,444,911	101,789,109
TOTAL ESTIMATED SOURCE OF FUNDS FOR INFORMATION TECHNOLOGY DEPT		
OTHER FUNDS	103,444,911	101,789,109
TOTAL FUNDS	103,444,911	101,789,109
LESS FUNDS FOR BUDGETED REVENUE TRANSFERS		
OTHER FUNDS	98,290,495	96,586,230
NET TOTAL FUNDS	5,154,416	5,202,879
TOTAL EXPENSES FOR INFORMATION TECHNOLOGY DEPT	103,444,911	101,789,109
TOTAL ESTIMATED SOURCE OF FUNDS FOR INFORMATION TECHNOLOGY DEPT		
OTHER FUNDS	103,444,911	101,789,109
TOTAL FUNDS	103,444,911	101,789,109
LESS FUNDS FOR BUDGETED REVENUE TRANSFERS		
OTHER FUNDS	98,290,495	96,586,230
NET TOTAL FUNDS	5,154,416	5,202,879
CATEGORY: 01 GENERAL GOVERNMENT		
DEPARTMENT: 38 TREASURY DEPT		
AGENCY: 038 TREASURY DEPT		
ACTIVITY: 380010 TREASURY DEPARTMENT		
ORGANIZATION: 2076 DEBT SERVICE		
STRIKE OUT		
044 Debt Service Other Agencies	500,000	2,170,000
STRIKE OUT		
TOTAL EXPENSES	73,803,264	73,584,333
INSERT IN PLACE THEREOF		
TOTAL EXPENSES	73,303,264	71,414,333

State of New Hampshire

**AMENDMENTS TO
HB 0001**

	FISCAL YEAR 2020	FISCAL YEAR 2021
CATEGORY: 01 GENERAL GOVERNMENT (CONT.)		
DEPARTMENT: 38 TREASURY DEPT (CONT.)		
AGENCY: 038 TREASURY DEPT (CONT.)		
ACTIVITY: 380010 TREASURY DEPARTMENT (CONT.)		
ORGANIZATION: 2076 DEBT SERVICE (CONT.)		
STRIKE OUT		
009 Agency Income	500,000	2,170,000
STRIKE OUT		
TOTAL FUNDS	73,803,264	73,584,333
INSERT IN PLACE THEREOF		
TOTAL FUNDS	73,303,264	71,414,333
 TOTAL EXPENSES FOR DEBT SERVICE	 73,303,264	 71,414,333
TOTAL ESTIMATED SOURCE OF FUNDS FOR DEBT SERVICE		
FEDERAL FUNDS	1,850,494	1,729,088
GENERAL FUND	71,452,770	69,685,245
TOTAL FUNDS	73,303,264	71,414,333
 TOTAL EXPENSES FOR TREASURY DEPARTMENT	 178,631,891	 171,442,919
TOTAL ESTIMATED SOURCE OF FUNDS FOR TREASURY DEPARTMENT		
FEDERAL FUNDS	1,850,494	1,729,088
GENERAL FUND	162,018,545	157,814,799
OTHER FUNDS	14,762,852	11,899,032
TOTAL FUNDS	178,631,891	171,442,919
 LESS FUNDS FOR BUDGETED REVENUE TRANSFERS	 186,183	 188,459
OTHER FUNDS		
 NET TOTAL FUNDS	 178,445,708	 171,254,460
 CATEGORY: 01 GENERAL GOVERNMENT		
DEPARTMENT: 38 TREASURY DEPT		
AGENCY: 038 TREASURY DEPT		
ACTIVITY: 381010 UNIQUE PROGRAM		
ORGANIZATION: 1047 UNIQUE PROGRAM		

State of New Hampshire

**AMENDMENTS TO
HB 0001**

	FISCAL YEAR 2020	FISCAL YEAR 2021
CATEGORY: 01 GENERAL GOVERNMENT		(CONT.)
DEPARTMENT: 38 TREASURY DEPT		(CONT.)
AGENCY: 038 TREASURY DEPT		(CONT.)
ACTIVITY: 381010 UNIQUE PROGRAM		(CONT.)
ORGANIZATION: 1047 UNIQUE PROGRAM		(CONT.)
STRIKE OUT		
107 Scholarships & Grants	15,544,000	14,266,400
INSERT IN PLACE THEREOF		
107 Scholarships & Grants	11,044,000	16,436,400
STRIKE OUT		
TOTAL EXPENSES	15,983,969	14,721,118
INSERT IN PLACE THEREOF		
TOTAL EXPENSES	11,483,969	16,891,118
STRIKE OUT		
009 Agency Income	15,983,969	14,721,118
INSERT IN PLACE THEREOF		
009 Agency Income	11,483,969	16,891,118
STRIKE OUT		
TOTAL FUNDS	15,983,969	14,721,118
INSERT IN PLACE THEREOF		
TOTAL FUNDS	11,483,969	16,891,118
TOTAL EXPENSES FOR UNIQUE PROGRAM	11,483,969	16,891,118
TOTAL ESTIMATED SOURCE OF FUNDS FOR UNIQUE PROGRAM		
OTHER FUNDS	11,483,969	16,891,118
TOTAL FUNDS	11,483,969	16,891,118
TOTAL EXPENSES FOR UNIQUE PROGRAM	14,483,969	19,891,118
TOTAL ESTIMATED SOURCE OF FUNDS FOR UNIQUE PROGRAM		
GENERAL FUND	3,000,000	3,000,000
OTHER FUNDS	11,483,969	16,891,118
TOTAL FUNDS	14,483,969	19,891,118

State of New Hampshire

**AMENDMENTS TO
HB 0001**

FISCAL YEAR 2020

FISCAL YEAR 2021

CATEGORY:	01	GENERAL GOVERNMENT	(CONT.)		
DEPARTMENT:	38	TREASURY DEPT	(CONT.)		
AGENCY:	038	TREASURY DEPT	(CONT.)		
TOTAL EXPENSES FOR TREASURY DEPT				200,937,896	199,219,755
TOTAL ESTIMATED SOURCE OF FUNDS FOR TREASURY DEPT					
FEDERAL FUNDS				1,850,494	1,729,088
GENERAL FUND				165,018,545	160,814,799
OTHER FUNDS				34,068,857	36,675,868
TOTAL FUNDS				200,937,896	199,219,755
LESS FUNDS FOR BUDGETED REVENUE TRANSFERS				186,183	188,459
OTHER FUNDS					
NET TOTAL FUNDS				200,751,713	199,031,296
TOTAL EXPENSES FOR TREASURY DEPT				201,133,896	199,415,755
TOTAL ESTIMATED SOURCE OF FUNDS FOR TREASURY DEPT					
FEDERAL FUNDS				1,850,494	1,729,088
GENERAL FUND				165,214,545	161,010,799
OTHER FUNDS				34,068,857	36,675,868
TOTAL FUNDS				201,133,896	199,415,755
LESS FUNDS FOR BUDGETED REVENUE TRANSFERS				186,183	188,459
OTHER FUNDS					
NET TOTAL FUNDS				200,947,713	199,227,296

State of New Hampshire

**AMENDMENTS TO
HB 0001**

FISCAL YEAR 2020

FISCAL YEAR 2021

CATEGORY: 01 GENERAL GOVERNMENT	(CONT.)		
TOTAL EXPENSES FOR GENERAL GOVERNMENT		561,933,196	565,992,828
TOTAL ESTIMATED SOURCE OF FUNDS FOR GENERAL GOVERNMENT			
FEDERAL FUNDS		34,682,211	34,645,439
GENERAL FUND		272,175,228	271,811,427
EDUCATION TRUST FUND		1,750,000	1,750,000
OTHER FUNDS		253,325,757	257,785,962
TOTAL FUNDS		561,933,196	565,992,828
LESS FUNDS FOR BUDGETED REVENUE TRANSFERS		152,139,574	152,314,994
OTHER FUNDS			
NET TOTAL FUNDS		409,793,622	413,677,834
CATEGORY: 03 RESOURCE PROTECT & DEVELOPMT			
DEPARTMENT: 44 ENVIRONMENTAL SERVICES DEPT			
AGENCY: 044 ENVIRONMENTAL SERVICES DEPT			
ACTIVITY: 442010 WATER POLLUTION DIVISION			
ORGANIZATION: 1430 LAKES RESTORATION FUND			
STRIKE OUT			
073 Grants-Non Federal		459,853	469,678
INSERT IN PLACE THEREOF			
073 Grants-Non Federal		659,853	669,678
STRIKE OUT			
TOTAL EXPENSES		868,694	872,550
INSERT IN PLACE THEREOF			
TOTAL EXPENSES		1,068,694	1,072,550
INSERT			
General Fund		200,000	200,000
STRIKE OUT			
TOTAL FUNDS		868,694	872,550
INSERT IN PLACE THEREOF			
TOTAL FUNDS		1,068,694	1,072,550

State of New Hampshire

**AMENDMENTS TO
HB 0001**

	FISCAL YEAR 2020	FISCAL YEAR 2021
CATEGORY: 03 RESOURCE PROTECT & DEVELOPMT (CONT.)		
DEPARTMENT: 44 ENVIRONMENTAL SERVICES DEPT (CONT.)		
AGENCY: 044 ENVIRONMENTAL SERVICES DEPT (CONT.)		
ACTIVITY: 442010 WATER POLLUTION DIVISION (CONT.)		
ORGANIZATION: 1430 LAKES RESTORATION FUND (CONT.)		
 TOTAL EXPENSES FOR LAKES RESTORATION FUND	 1,068,694	 1,072,550
TOTAL ESTIMATED SOURCE OF FUNDS FOR LAKES RESTORATION FUND		
GENERAL FUND	200,000	200,000
OTHER FUNDS	868,694	872,550
TOTAL FUNDS	1,068,694	1,072,550
 TOTAL EXPENSES FOR WATER POLLUTION DIVISION	 82,220,274	 80,367,832
TOTAL ESTIMATED SOURCE OF FUNDS FOR WATER POLLUTION DIVISION		
FEDERAL FUNDS	14,060,319	13,011,449
GENERAL FUND	13,013,896	12,483,283
OTHER FUNDS	55,146,059	54,873,100
TOTAL FUNDS	82,220,274	80,367,832
 LESS FUNDS FOR BUDGETED REVENUE TRANSFERS	 222,312	 223,390
OTHER FUNDS		
 NET TOTAL FUNDS	 81,997,962	 80,144,442

State of New Hampshire

**AMENDMENTS TO
HB 0001**

	FISCAL YEAR 2020	FISCAL YEAR 2021
CATEGORY: 03 RESOURCE PROTECT & DEVELOPMT (CONT.)		
DEPARTMENT: 44 ENVIRONMENTAL SERVICES DEPT (CONT.)		
AGENCY: 044 ENVIRONMENTAL SERVICES DEPT (CONT.)		
TOTAL EXPENSES FOR ENVIRONMENTAL SERVICES DEPT	232,322,997	230,405,702
TOTAL ESTIMATED SOURCE OF FUNDS FOR ENVIRONMENTAL SERVICES DEPT		
FEDERAL FUNDS	61,428,148	59,743,426
GENERAL FUND	22,543,247	22,299,980
OTHER FUNDS	148,351,602	148,362,296
TOTAL FUNDS	232,322,997	230,405,702
LESS FUNDS FOR BUDGETED REVENUE TRANSFERS	2,664,353	2,653,291
OTHER FUNDS		
NET TOTAL FUNDS	229,658,644	227,752,411
TOTAL EXPENSES FOR ENVIRONMENTAL SERVICES DEPT	232,322,997	230,405,702
TOTAL ESTIMATED SOURCE OF FUNDS FOR ENVIRONMENTAL SERVICES DEPT		
FEDERAL FUNDS	61,428,148	59,743,426
GENERAL FUND	22,543,247	22,299,980
OTHER FUNDS	148,351,602	148,362,296
TOTAL FUNDS	232,322,997	230,405,702
LESS FUNDS FOR BUDGETED REVENUE TRANSFERS	2,664,353	2,653,291
OTHER FUNDS		
NET TOTAL FUNDS	229,658,644	227,752,411

State of New Hampshire

**AMENDMENTS TO
HB 0001**

FISCAL YEAR 2020

FISCAL YEAR 2021

CATEGORY: 03 RESOURCE PROTECT & DEVELOPMT (CONT.)

TOTAL EXPENSES FOR RESOURCE PROTECT & DEVELOPMT	347,649,433	346,437,509
TOTAL ESTIMATED SOURCE OF FUNDS FOR RESOURCE PROTECT & DEVELOPMT		
FEDERAL FUNDS	87,775,837	85,667,523
GENERAL FUND	48,616,341	49,067,942
TURNPIKE FUNDS	1,123,023	1,146,017
FISH AND GAME FUNDS	13,918,362	14,047,423
OTHER FUNDS	196,215,870	196,508,604
TOTAL FUNDS	347,649,433	346,437,509
LESS FUNDS FOR BUDGETED REVENUE TRANSFERS	10,803,405	10,827,323
OTHER FUNDS		
NET TOTAL FUNDS	336,846,028	335,610,186

CATEGORY: 05 HEALTH AND SOCIAL SERVICES
DEPARTMENT: 95 HEALTH AND HUMAN SVCS DEPT
AGENCY: 042 HHS: HUMAN SERVICES DIV
ACTIVITY: 421010 CHILD PROTECTION
ORGANIZATION: 2957 CHILD PROTECTION

STRIKE OUT	19,560,111	20,333,659
010 Personal Services-Perm. Classi		
INSERT IN PLACE THEREOF		
010 Personal Services-Perm. Classi	19,615,667	20,391,613
STRIKE OUT	81,396	84,822
020 Current Expenses		
INSERT IN PLACE THEREOF		
020 Current Expenses	81,896	85,322
STRIKE OUT	15,383	20,383
030 Equipment New/Replacement		
INSERT IN PLACE THEREOF		
030 Equipment New/Replacement	40,383	20,383
INSERT		
037 Technology - Hardware	1,250	0
INSERT		
038 Technology - Software	780	0

State of New Hampshire

**AMENDMENTS TO
HB 0001**

	FISCAL YEAR 2020	FISCAL YEAR 2021
CATEGORY: 05		
DEPARTMENT: 95		
AGENCY: 042		
ACTIVITY: 421010		
ORGANIZATION: 2957		
HEALTH AND SOCIAL SERVICES (CONT.)		
HEALTH AND HUMAN SVCS DEPT (CONT.)		
HHS: HUMAN SERVICES DIV (CONT.)		
CHILD PROTECTION (CONT.)		
CHILD PROTECTION (CONT.)		
STRIKE OUT		
039 Telecommunications	220,353	237,461
INSERT IN PLACE THEREOF		
039 Telecommunications	222,753	239,861
STRIKE OUT		
060 Benefits	11,304,656	12,009,995
INSERT IN PLACE THEREOF		
060 Benefits	11,334,780	12,041,621
STRIKE OUT		
070 In-State Travel Reimbursement	899,540	896,259
INSERT IN PLACE THEREOF		
070 In-State Travel Reimbursement	900,540	897,259
STRIKE OUT		
080 Out-Of State Travel	38,954	38,682
INSERT IN PLACE THEREOF		
080 Out-Of State Travel	39,954	39,682
STRIKE OUT		
TOTAL EXPENSES	35,483,891	36,058,088
INSERT IN PLACE THEREOF		
TOTAL EXPENSES	35,601,501	36,152,568
STRIKE OUT		
000 Federal Funds	13,638,694	14,194,706
INSERT IN PLACE THEREOF		
000 Federal Funds	13,685,067	14,231,959
STRIKE OUT		
General Fund	21,845,197	21,863,382
INSERT IN PLACE THEREOF		
General Fund	21,916,434	21,920,609
STRIKE OUT		
TOTAL FUNDS	35,483,891	36,058,088
INSERT IN PLACE THEREOF		
TOTAL FUNDS	35,601,501	36,152,568

State of New Hampshire

**AMENDMENTS TO
HB 0001**

	FISCAL YEAR 2020	FISCAL YEAR 2021
CATEGORY: 05 HEALTH AND SOCIAL SERVICES (CONT.)		
DEPARTMENT: 95 HEALTH AND HUMAN SVCS DEPT (CONT.)		
AGENCY: 042 HHS: HUMAN SERVICES DIV (CONT.)		
ACTIVITY: 421010 CHILD PROTECTION (CONT.)		
ORGANIZATION: 2957 CHILD PROTECTION (CONT.)		
TOTAL EXPENSES FOR CHILD PROTECTION	35,601,501	36,152,568
TOTAL ESTIMATED SOURCE OF FUNDS FOR CHILD PROTECTION		
FEDERAL FUNDS	13,685,067	14,231,959
GENERAL FUND	21,916,434	21,920,609
TOTAL FUNDS	35,601,501	36,152,568
TOTAL EXPENSES FOR CHILD PROTECTION	121,968,187	131,565,324
TOTAL ESTIMATED SOURCE OF FUNDS FOR CHILD PROTECTION		
FEDERAL FUNDS	52,801,453	55,615,490
GENERAL FUND	68,063,901	74,847,001
OTHER FUNDS	1,102,833	1,102,833
TOTAL FUNDS	121,968,187	131,565,324
LESS FUNDS FOR BUDGETED REVENUE TRANSFERS	750,000	750,000
OTHER FUNDS		
NET TOTAL FUNDS	121,218,187	130,815,324

State of New Hampshire

**AMENDMENTS TO
HB 0001**

	FISCAL YEAR 2020	FISCAL YEAR 2021
CATEGORY: 05		
DEPARTMENT: 95		
AGENCY: 042		
HEALTH AND SOCIAL SERVICES (CONT.)		
HEALTH AND HUMAN SVCS DEPT (CONT.)		
HHS: HUMAN SERVICES DIV (CONT.)		
TOTAL EXPENSES FOR HHS: HUMAN SERVICES DIV	218,404,520	230,707,749
TOTAL ESTIMATED SOURCE OF FUNDS FOR HHS: HUMAN SERVICES DIV		
FEDERAL FUNDS	102,936,971	106,046,612
GENERAL FUND	112,766,735	121,800,824
OTHER FUNDS	2,700,814	2,860,313
TOTAL FUNDS	218,404,520	230,707,749
LESS FUNDS FOR BUDGETED REVENUE TRANSFERS	980,000	980,000
OTHER FUNDS		
NET TOTAL FUNDS	217,424,520	229,727,749
CATEGORY: 05		
DEPARTMENT: 95		
AGENCY: 045		
ACTIVITY: 450010		
ORGANIZATION: 6174		
HEALTH AND SOCIAL SERVICES		
HEALTH AND HUMAN SVCS DEPT		
HHS: TRANSITIONAL ASSIST DIV		
BUREAU OF FAMILY ASSISTANCE		
APTD GRANTS		
STRIKE OUT		
501 Payments To Clients	9,984,044	9,532,300
INSERT IN PLACE THEREOF		
501 Payments To Clients	9,784,044	9,132,300
STRIKE OUT		
TOTAL EXPENSES	9,984,044	9,532,300
INSERT IN PLACE THEREOF		
TOTAL EXPENSES	9,784,044	9,132,300
STRIKE OUT		
General Fund	9,784,044	9,332,300
INSERT IN PLACE THEREOF		
General Fund	9,584,044	8,932,300
STRIKE OUT		
TOTAL FUNDS	9,984,044	9,532,300
INSERT IN PLACE THEREOF		
TOTAL FUNDS	9,784,044	9,132,300

State of New Hampshire

**AMENDMENTS TO
HB 0001**

	FISCAL YEAR 2020	FISCAL YEAR 2021
CATEGORY: 05 HEALTH AND SOCIAL SERVICES (CONT.)		
DEPARTMENT: 95 HEALTH AND HUMAN SVCS DEPT (CONT.)		
AGENCY: 045 HHS: TRANSITIONAL ASSIST DIV (CONT.)		
ACTIVITY: 450010 BUREAU OF FAMILY ASSISTANCE (CONT.)		
ORGANIZATION: 6174 APTD GRANTS (CONT.)		
TOTAL EXPENSES FOR APTD GRANTS	9,784,044	9,132,300
TOTAL ESTIMATED SOURCE OF FUNDS FOR APTD GRANTS		
GENERAL FUND	9,584,044	8,932,300
OTHER FUNDS	200,000	200,000
TOTAL FUNDS	9,784,044	9,132,300
TOTAL EXPENSES FOR BUREAU OF FAMILY ASSISTANCE	79,989,334	77,827,005
TOTAL ESTIMATED SOURCE OF FUNDS FOR BUREAU OF FAMILY ASSISTANCE		
FEDERAL FUNDS	35,229,000	35,214,265
GENERAL FUND	39,857,553	37,707,984
OTHER FUNDS	4,902,781	4,904,756
TOTAL FUNDS	79,989,334	77,827,005
LESS FUNDS FOR BUDGETED REVENUE TRANSFERS	1,902,781	1,904,756
OTHER FUNDS		
NET TOTAL FUNDS	78,086,553	75,922,249

State of New Hampshire

**AMENDMENTS TO
HB 0001**

	FISCAL YEAR 2020	FISCAL YEAR 2021
CATEGORY: 05 HEALTH AND SOCIAL SERVICES (CONT.) DEPARTMENT: 95 HEALTH AND HUMAN SVCS DEPT (CONT.) AGENCY: 045 HHS: TRANSITIONAL ASSIST DIV (CONT.)		
TOTAL EXPENSES FOR HHS: TRANSITIONAL ASSIST DIV	115,849,142	114,714,757
TOTAL ESTIMATED SOURCE OF FUNDS FOR HHS: TRANSITIONAL ASSIST DIV		
FEDERAL FUNDS	56,149,127	56,727,118
GENERAL FUND	54,797,234	53,082,883
OTHER FUNDS	4,902,781	4,904,756
TOTAL FUNDS	115,849,142	114,714,757
LESS FUNDS FOR BUDGETED REVENUE TRANSFERS	1,902,781	1,904,756
OTHER FUNDS		
NET TOTAL FUNDS	113,946,361	112,810,001
CATEGORY: 05 HEALTH AND SOCIAL SERVICES DEPARTMENT: 95 HEALTH AND HUMAN SVCS DEPT AGENCY: 047 HHS: OFC MEDICAID SERVICES ACTIVITY: 470010 OFC OF MEDICAID SERVICES ORGANIZATION: 7948 MEDICAID CARE MANAGEMENT		
STRIKE OUT		
101 Medical Payments to Providers *	667,930,406	684,543,856
INSERT IN PLACE THEREOF		
101 Medical Payments to Providers *	667,930,406	685,043,856
STRIKE OUT		
TOTAL EXPENSES	668,270,918	684,892,665
INSERT IN PLACE THEREOF		
TOTAL EXPENSES	668,270,918	685,392,665
STRIKE OUT		
000 Federal Funds	340,952,474	349,357,496
INSERT IN PLACE THEREOF		
000 Federal Funds	340,952,474	349,607,496
STRIKE OUT		
General Fund	162,249,644	165,346,791
INSERT IN PLACE THEREOF		
General Fund	162,249,644	165,596,791

State of New Hampshire

**AMENDMENTS TO
HB 0001**

	FISCAL YEAR 2020	FISCAL YEAR 2021
CATEGORY: 05 HEALTH AND SOCIAL SERVICES (CONT.)		
DEPARTMENT: 95 HEALTH AND HUMAN SVCS DEPT (CONT.)		
AGENCY: 047 HHS: OFC MEDICAID SERVICES (CONT.)		
ACTIVITY: 470010 OFC OF MEDICAID SERVICES (CONT.)		
ORGANIZATION: 7948 MEDICAID CARE MANAGEMENT (CONT.)		
STRIKE OUT		
TOTAL FUNDS	668,270,918	684,892,665
INSERT IN PLACE THEREOF		
TOTAL FUNDS	668,270,918	685,392,665
TOTAL EXPENSES FOR MEDICAID CARE MANAGEMENT	668,270,918	685,392,665
TOTAL ESTIMATED SOURCE OF FUNDS FOR MEDICAID CARE MANAGEMENT		
FEDERAL FUNDS	340,952,474	349,607,496
GENERAL FUND	162,249,644	165,596,791
OTHER FUNDS	165,068,800	170,188,378
TOTAL FUNDS	668,270,918	685,392,665
CATEGORY: 05 HEALTH AND SOCIAL SERVICES		
DEPARTMENT: 95 HEALTH AND HUMAN SVCS DEPT		
AGENCY: 047 HHS: OFC MEDICAID SERVICES		
ACTIVITY: 470010 OFC OF MEDICAID SERVICES		
ORGANIZATION: 8009 MEDICAID MGMT INFO SYSTEM		
STRIKE OUT		
102 Contracts for program services	31,676,096	33,159,579
INSERT IN PLACE THEREOF		
102 Contracts for program services	32,276,138	20,012,835
STRIKE OUT		
TOTAL EXPENSES	31,863,188	33,346,671
INSERT IN PLACE THEREOF		
TOTAL EXPENSES	32,463,230	20,199,927
STRIKE OUT		
000 Federal Funds	22,859,164	23,971,776
INSERT IN PLACE THEREOF		
000 Federal Funds	23,172,390	17,109,087

State of New Hampshire

**AMENDMENTS TO
HB 0001**

	FISCAL YEAR 2020	FISCAL YEAR 2021
CATEGORY: 05 HEALTH AND SOCIAL SERVICES (CONT.)		
DEPARTMENT: 95 HEALTH AND HUMAN SVCS DEPT (CONT.)		
AGENCY: 047 HHS: OFC MEDICAID SERVICES (CONT.)		
ACTIVITY: 470010 OFC OF MEDICAID SERVICES (CONT.)		
ORGANIZATION: 8009 MEDICAID MGMT INFO SYSTEM (CONT.)		
STRIKE OUT		
General Fund	9,004,024	9,374,895
INSERT IN PLACE THEREOF		
General Fund	9,290,840	3,090,840
STRIKE OUT		
TOTAL FUNDS	31,863,188	33,346,671
INSERT IN PLACE THEREOF		
TOTAL FUNDS	32,463,230	20,199,927
INSERT		
* The funds appropriated in this accounting unit shall not lapse until June 30, 2021. For the biennium ending June 30, 2021, with prior approval of the Fiscal Committee of the General Court, the Department is authorized to transfer up to \$6,000,000 of general funds into this accounting unit.		
TOTAL EXPENSES FOR MEDICAID MGMT INFO SYSTEM	32,463,230	20,199,927
TOTAL ESTIMATED SOURCE OF FUNDS FOR MEDICAID MGMT INFO SYSTEM		
FEDERAL FUNDS	23,172,390	17,109,087
GENERAL FUND	9,290,840	3,090,840
TOTAL FUNDS	32,463,230	20,199,927
TOTAL EXPENSES FOR OFC OF MEDICAID SERVICES	1,129,912,441	1,137,134,740
TOTAL ESTIMATED SOURCE OF FUNDS FOR OFC OF MEDICAID SERVICES		
FEDERAL FUNDS	589,058,649	583,680,062
GENERAL FUND	246,904,992	250,106,300
OTHER FUNDS	293,948,800	303,348,378
TOTAL FUNDS	1,129,912,441	1,137,134,740

State of New Hampshire

**AMENDMENTS TO
HB 0001**

	FISCAL YEAR 2020	FISCAL YEAR 2021
CATEGORY: 05 HEALTH AND SOCIAL SERVICES (CONT.)		
DEPARTMENT: 95 HEALTH AND HUMAN SVCS DEPT (CONT.)		
AGENCY: 047 HHS: OFC MEDICAID SERVICES (CONT.)		
TOTAL EXPENSES FOR HHS: OFC MEDICAID SERVICES	1,129,912,441	1,137,134,740
TOTAL ESTIMATED SOURCE OF FUNDS FOR HHS: OFC MEDICAID SERVICES		
FEDERAL FUNDS	589,058,649	583,680,062
GENERAL FUND	246,904,992	250,106,300
OTHER FUNDS	293,948,800	303,348,378
TOTAL FUNDS	1,129,912,441	1,137,134,740
TOTAL EXPENSES FOR HEALTH AND HUMAN SVCS DEPT	2,795,298,803	2,801,247,182
TOTAL ESTIMATED SOURCE OF FUNDS FOR HEALTH AND HUMAN SVCS DEPT		
FEDERAL FUNDS	1,390,761,991	1,359,841,648
GENERAL FUND	809,208,976	832,440,681
OTHER FUNDS	595,327,836	608,964,853
TOTAL FUNDS	2,795,298,803	2,801,247,182
LESS FUNDS FOR BUDGETED REVENUE TRANSFERS	24,349,592	24,712,169
OTHER FUNDS		
NET TOTAL FUNDS	2,770,949,211	2,776,535,013
TOTAL EXPENSES FOR HEALTH AND SOCIAL SERVICES	2,833,294,127	2,840,276,065
TOTAL ESTIMATED SOURCE OF FUNDS FOR HEALTH AND SOCIAL SERVICES		
FEDERAL FUNDS	1,401,798,512	1,371,215,529
GENERAL FUND	827,224,247	850,845,776
OTHER FUNDS	604,271,368	618,214,760
TOTAL FUNDS	2,833,294,127	2,840,276,065
LESS FUNDS FOR BUDGETED REVENUE TRANSFERS	24,349,592	24,712,169
OTHER FUNDS		
NET TOTAL FUNDS	2,808,944,535	2,815,563,896

State of New Hampshire

**AMENDMENTS TO
HB 0001**

FISCAL YEAR 2020

FISCAL YEAR 2021

**CATEGORY: 06 EDUCATION
DEPARTMENT: 56 EDUCATION DEPT
AGENCY: 056 EDUCATION DEPT
ACTIVITY: 567010 EDUCATION ANALYTICS & RESOURCE
ORGANIZATION: 3043 EDUCATION TRUST FUND**

STRIKE OUT		
079 Adequate Education Aid - State	959,684,101	977,745,878
INSERT IN PLACE THEREOF		
079 Adequate Education Aid - State	959,684,101	1,022,013,899
STRIKE OUT		
611 Charter School Tuition	42,999,081	46,295,118
INSERT IN PLACE THEREOF		
611 Charter School Tuition	41,776,354	44,987,603
STRIKE OUT		
TOTAL EXPENSES	1,080,983,182	1,094,340,996
INSERT IN PLACE THEREOF		
TOTAL EXPENSES	1,079,760,455	1,137,301,502
STRIKE OUT		
Education Trust Fund	1,080,983,182	1,094,340,996
INSERT IN PLACE THEREOF		
Education Trust Fund	1,079,760,455	1,137,301,502
STRIKE OUT		
TOTAL FUNDS	1,080,983,182	1,094,340,996
INSERT IN PLACE THEREOF		
TOTAL FUNDS	1,079,760,455	1,137,301,502
TOTAL EXPENSES FOR EDUCATION TRUST FUND	1,079,760,455	1,137,301,502
TOTAL ESTIMATED SOURCE OF FUNDS FOR EDUCATION TRUST FUND		
EDUCATION TRUST FUND	1,079,760,455	1,137,301,502
TOTAL FUNDS	1,079,760,455	1,137,301,502

**CATEGORY: 06 EDUCATION
DEPARTMENT: 56 EDUCATION DEPT
AGENCY: 056 EDUCATION DEPT
ACTIVITY: 567010 EDUCATION ANALYTICS & RESOURCE
ORGANIZATION: 3046 EDUCATIONAL OPPORTUNITIES**

State of New Hampshire

**AMENDMENTS TO
HB 0001**

	FISCAL YEAR 2020	FISCAL YEAR 2021
CATEGORY: 06		
DEPARTMENT: 56		
AGENCY: 056		
ACTIVITY: 567010		
ORGANIZATION: 3046		
EDUCATION (CONT.)		
EDUCATION DEPT (CONT.)		
EDUCATION DEPT (CONT.)		
EDUCATION ANALYTICS & RESOURCE (CONT.)		
EDUCATIONAL OPPORTUNITIES (CONT.)		
STRIKE OUT		
010 Personal Services-Perm. Classi	129,228	131,625
INSERT IN PLACE THEREOF		
010 Personal Services-Perm. Classi	204,830	210,795
STRIKE OUT		
020 Current Expenses	2,040	2,040
INSERT IN PLACE THEREOF		
020 Current Expenses	7,040	4,540
STRIKE OUT		
030 Equipment New/Replacement	150	150
INSERT IN PLACE THEREOF		
030 Equipment New/Replacement	4,150	150
STRIKE OUT		
060 Benefits	61,527	64,064
INSERT IN PLACE THEREOF		
060 Benefits	95,576	99,844
STRIKE OUT		
070 In-State Travel Reimbursement	4,000	4,000
INSERT IN PLACE THEREOF		
070 In-State Travel Reimbursement	7,000	7,000
STRIKE OUT		
TOTAL EXPENSES	214,095	361,529
INSERT IN PLACE THEREOF		
TOTAL EXPENSES	335,746	481,979
STRIKE OUT		
General Fund	214,095	361,529
INSERT IN PLACE THEREOF		
General Fund	335,746	481,979
STRIKE OUT		
TOTAL FUNDS	214,095	361,529
INSERT IN PLACE THEREOF		
TOTAL FUNDS	335,746	481,979

State of New Hampshire

**AMENDMENTS TO
HB 0001**

FISCAL YEAR 2020

FISCAL YEAR 2021

CATEGORY: 06 EDUCATION (CONT.)
DEPARTMENT: 56 EDUCATION DEPT (CONT.)
AGENCY: 056 EDUCATION DEPT (CONT.)
ACTIVITY: 567010 EDUCATION ANALYTICS & RESOURCE (CONT.)
ORGANIZATION: 3046 EDUCATIONAL OPPORTUNITIES (CONT.)

TOTAL EXPENSES FOR EDUCATIONAL OPPORTUNITIES	335,746	481,979
TOTAL ESTIMATED SOURCE OF FUNDS FOR EDUCATIONAL OPPORTUNITIES		
GENERAL FUND	335,746	481,979
TOTAL FUNDS	335,746	481,979

CATEGORY: 06 EDUCATION
DEPARTMENT: 56 EDUCATION DEPT
AGENCY: 056 EDUCATION DEPT
ACTIVITY: 567010 EDUCATION ANALYTICS & RESOURCE
ORGANIZATION: 3047 EDUCATIONAL STATISTICS

STRIKE OUT		
102 Contracts for program services	300,000	200,000
INSERT IN PLACE THEREOF		
102 Contracts for program services	200,000	200,000
STRIKE OUT		
TOTAL EXPENSES	1,585,042	3,208,080
INSERT IN PLACE THEREOF		
TOTAL EXPENSES	1,485,042	3,208,080
STRIKE OUT		
General Fund	1,585,042	3,208,080
INSERT IN PLACE THEREOF		
General Fund	1,485,042	3,208,080
STRIKE OUT		
TOTAL FUNDS	1,585,042	3,208,080
INSERT IN PLACE THEREOF		
TOTAL FUNDS	1,485,042	3,208,080

State of New Hampshire

**AMENDMENTS TO
HB 0001**

	FISCAL YEAR 2020	FISCAL YEAR 2021
CATEGORY: 06 EDUCATION (CONT.)		
DEPARTMENT: 56 EDUCATION DEPT (CONT.)		
AGENCY: 056 EDUCATION DEPT (CONT.)		
ACTIVITY: 566510 EDUCATOR SUPPORT & HIGHER ED (CONT.)		
ORGANIZATION: 9008 EDUCATION CREDENTIALING (CONT.)		
STRIKE OUT		
060 Benefits	253,311	263,031
INSERT IN PLACE THEREOF		
060 Benefits	290,839	300,559
STRIKE OUT		
TOTAL EXPENSES	1,337,266	1,363,830
INSERT IN PLACE THEREOF		
TOTAL EXPENSES	1,416,115	1,442,679
STRIKE OUT		
009 Agency Income *	1,337,266	1,363,830
INSERT IN PLACE THEREOF		
009 Agency Income *	1,416,115	1,442,679
STRIKE OUT		
TOTAL FUNDS	1,337,266	1,363,830
INSERT IN PLACE THEREOF		
TOTAL FUNDS	1,416,115	1,442,679
TOTAL EXPENSES FOR EDUCATION CREDENTIALING	1,416,115	1,442,679
TOTAL ESTIMATED SOURCE OF FUNDS FOR EDUCATION CREDENTIALING		
OTHER FUNDS	1,416,115	1,442,679
TOTAL FUNDS	1,416,115	1,442,679
TOTAL EXPENSES FOR EDUCATOR SUPPORT & HIGHER ED	3,390,202	3,444,054
TOTAL ESTIMATED SOURCE OF FUNDS FOR EDUCATOR SUPPORT & HIGHER ED		
FEDERAL FUNDS	238,235	242,795
GENERAL FUND	1,388,523	1,395,470
OTHER FUNDS	1,763,444	1,805,789
TOTAL FUNDS	3,390,202	3,444,054

State of New Hampshire

AMENDMENTS TO
HB 0001

FISCAL YEAR 2020

FISCAL YEAR 2021

CATEGORY: 06 EDUCATION	(CONT.)		
TOTAL EXPENSES FOR EDUCATION		1,487,378,860	1,553,930,285
TOTAL ESTIMATED SOURCE OF FUNDS FOR EDUCATION			
FEDERAL FUNDS		222,045,246	223,724,322
GENERAL FUND		168,094,378	174,883,676
SWEEPSTAKES FUNDS		11,520,724	12,446,004
EDUCATION TRUST FUND		1,079,760,455	1,137,301,502
OTHER FUNDS		5,958,057	5,574,781
TOTAL FUNDS		1,487,378,860	1,553,930,285
LESS FUNDS FOR BUDGETED REVENUE TRANSFERS		2,764,444	2,776,695
OTHER FUNDS			
NET TOTAL FUNDS		1,484,614,416	1,551,153,590
STATEWIDE			
TOTAL EXPENSES		6,620,005,572	6,734,033,811
TOTAL ESTIMATED SOURCE OF FUNDS			
FEDERAL FUNDS		2,045,336,135	2,016,683,571
GENERAL FUND		1,643,549,230	1,678,696,423
LIQUOR FUND		74,234,177	77,080,512
HIGHWAY FUNDS		257,483,235	266,251,846
TURNPIKE FUNDS		164,143,301	180,498,484
SWEEPSTAKES FUNDS		11,520,724	12,446,004
FISH AND GAME FUNDS		13,918,362	14,047,423
EDUCATION TRUST FUND		1,081,510,455	1,139,051,502
OTHER FUNDS		1,328,309,953	1,349,278,046
TOTAL FUNDS		6,620,005,572	6,734,033,811
LESS FUNDS FOR BUDGETED REVENUE TRANSFERS		201,054,895	200,912,687
OTHER FUNDS			
NET TOTAL FUNDS		6,418,950,677	6,533,121,124

Committee of Conference Report on HB 1-A
- Page 26 -

1 Amend the bill by replacing all after section 1.07 with the following:

2

3 1.08 Budget Footnotes; General. For any state department, as defined in RSA 9:1 the following
4 general budget footnotes that contain class codes shall apply to all specified class codes in section
5 1.01 through 1.07 unless specifically exempted.

6 A. Not used.

7 B. Not used.

8 C. Revenue in excess of the estimate may be expended with prior approval of the fiscal
9 committee and the approval of the governor and council.

10 D. The funds in this appropriation shall not be transferred or expended for any other purpose.

11 E. The appropriation budgeted in class 040-indirect costs are for general overhead state charges
12 and such sums shall be transferred by the agency to the general fund of the state consistent with
13 federal requirements.

14 F. This appropriation shall not lapse until June 30, 2021.

15 G. The funds in this appropriation shall not be transferred or expended for any other purpose
16 and shall not lapse until June 30, 2021.

17 H. Not used.

18 I. In the event that estimated revenue in revenue class 001-transfers for other agencies, 002-
19 transfers from department of transportation, 003-revolving funds, 004-agency income, 005-private
20 local funds, 006-agency income, 007-agency income, 008-agency income, 009-agency income is less
21 than budgeted, the total appropriation shall be reduced by the amount of the shortfall in either
22 actual or projected budgeted revenue. The agency head shall notify the bureau of accounting
23 services forthwith, in writing, as to precisely which line item appropriation and in what specific
24 amounts reductions are to be made in order to fully compensate for the total revenue deficits. For
25 the biennium ending June 30, 2021 account number 02-46-46-4620-5731 within the department of
26 corrections shall be exempt from these provisions. The provisions of this footnote do not apply to
27 federal funds covered by RSA 124:14.

28 J. This appropriation, to be administered by the commissioner, is for the necessary equipment
29 needs of the department and shall be expended at the commissioner's discretion.

30 2 General Fund and Total Appropriation Limits. The amounts included in section 1 of this act
31 for all university system accounts and community college system accounts, under estimated source
32 of funds from general funds shall be the total appropriation from general funds for such accounting
33 units that may be expended for the purpose of section 1 of this act. Any funds received by said
34 systems from other than general funds are hereby appropriated for the use of the systems and may
35 be expended by said systems whether or not this will result in an appropriation and expenditure by
36 the system in excess of the total appropriation therefor.

Committee of Conference Report on HB 1-A
- Page 28 -

1 6 Department of Health and Human Services; Division of Child Support Services; Payments to
2 the Administrative Office of the Courts. The appropriation in account 05-95-42-427010-7934, class
3 085, includes funds for payment to the administrative office of the courts in accordance with the
4 cooperative agreement between the division of child support services and the administrative office
5 of the courts. The division of child support services and the administrative office of the courts shall,
6 prior to payment of such funds, enter into a cooperative agreement specifying in detail the services
7 to be performed by the administrative office of the courts and the estimated costs of such services.
8 Any change or modification in the services to be performed shall likewise be agreed to in writing
9 and specify the change and the adjustment to the costs. Funds appropriated for these purposes
10 shall be paid only after demonstration by the administrative office of the courts that it consistently
11 transmits court orders to the division of child support services in accordance with the cooperative
12 agreement.

13 7 General Fund Unrestricted Revenue Estimates. The general fund unrestricted revenue
14 estimates in section 8 of this act, for fiscal years 2020-2021, are presented as net of all estimated tax
15 credits.

16 8 Estimates of Unrestricted Revenue.

17

18 GENERAL FUND	<u>FY 2020</u>	<u>FY 2021</u>
19 BUSINESS PROFITS TAX	\$404,000,000	\$388,900,000
20 BUSINESS ENTERPRISE TAX	<u>52,500,000</u>	<u>50,600,000</u>
21 SUBTOTAL BUSINESS TAXES	\$456,500,000	\$439,500,000
22 MEALS AND ROOMS TAX	357,400,000	375,300,000
23 TOBACCO TAX	110,900,000	109,500,000
24 TRANSFER FROM LIQUOR	130,600,000	132,600,000
25 INTEREST AND DIVIDENDS TAX	113,600,000	113,600,000
26 INSURANCE	125,100,000	130,900,000
27 COMMUNICATIONS TAX	38,400,000	35,700,000
28 REAL ESTATE TRANSFER TAX	106,800,000	109,500,000
29 COURT FINES & FEES	12,900,000	12,700,000
30 SECURITIES REVENUE	45,000,000	44,300,000
31 BEER TAX	13,100,000	13,100,000
32 OTHER REVENUES	68,400,000	71,900,000
33 MEDICAID RECOVERIES	<u>3,700,000</u>	<u>3,300,000</u>
34 TOTAL GENERAL FUND	\$1,582,400,000	\$1,591,900,000

35

36 EDUCATION FUND	<u>FY 2020</u>	<u>FY 2021</u>
37 BUSINESS PROFITS TAX	\$94,800,000	\$91,200,000

Committee of Conference Report on HB 1-A

- Page 29 -

1	BUSINESS ENTERPRISE TAX	<u>256,400,000</u>	<u>246,800,000</u>
2	SUBTOTAL BUSINESS TAXES	\$351,200,000	\$338,000,000
3	MEALS AND ROOMS TAX	11,100,000	11,600,000
4	TOBACCO TAX	87,100,000	86,000,000
5	REAL ESTATE TRANSFER TAX	52,600,000	53,900,000
6	TRANSFER FROM LOTTERY	96,000,000	96,000,000
7	TOBACCO SETTLEMENT	39,700,000	39,200,000
8	UTILITY PROPERTY TAX	43,400,000	44,200,000
9	STATEWIDE PROPERTY TAX	<u>363,100,000</u>	<u>363,100,000</u>
10	TOTAL EDUCATION FUND	\$1,044,200,000	\$1,032,000,000
11			
12	HIGHWAY FUND	<u>FY 2020</u>	<u>FY 2021</u>
13	GASOLINE ROAD TOLL	\$130,200,000	\$132,300,000
14	MOTOR VEHICLE FEES	120,200,000	114,600,000
15	MISCELLANEOUS	<u>200,000</u>	<u>200,000</u>
16	TOTAL HIGHWAY FUND	\$250,600,000	\$247,100,000
17			
18	FISH AND GAME FUND	<u>FY 2020</u>	<u>FY 2021</u>
19	FISH AND GAME LICENSES	\$9,700,000	\$9,700,000
20	FINES AND MISCELLANEOUS	<u>3,200,000</u>	<u>3,200,000</u>
21	TOTAL FISH AND GAME FUND	\$12,900,000	\$12,900,000

23 9 Department of Health and Human Services; Sununu Youth Services Center; Reduction in
 24 Appropriation. The department of health and human services is hereby directed to reduce state
 25 general fund appropriations to the Sununu youth services center by \$704,790 for the fiscal year
 26 ending June 30, 2020 and by \$945,658 for the fiscal year ending June 30, 2021. The department
 27 shall develop a plan for the reductions required under this section and present the plan to the fiscal
 28 committee of the general court no later than September 30, 2019.


29 10 Effective Date. This act shall take effect July 1, 2019.

Committee of Conference Report on HB 1-A


- Page 30 -

The signatures below attest to the authenticity of this Report on HB 1-A, making appropriations for the expenses of certain departments of the state for fiscal years ending June 30, 2020 and June 30, 2021.


Conferees on the Part of the Senate



Sen. D'Allesandro, Dist. 20



Sen. Feltes, Dist. 15



Sen. Rosenwald, Dist. 13



Sen. Kahn, Dist. 10

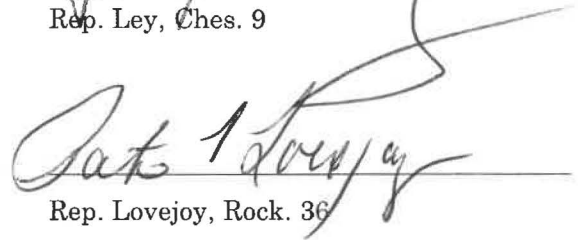
Conferees on the Part of the House




Rep. Wallner, Merr. 10



Rep. Ley, Ches. 9



Rep. Lovejoy, Rock. 36



Rep. Ford, Graf. 3



Rep. Huot, Belk. 3