


HOUSE COMMITTEE ON FINANCE
BRIEFING ON HOUSE BILL 1 & 2
COMMITTEE OF CONFERENCE REPORT

June 21, 2011



OPERATING BUDGET FOR FISCAL YEARS ENDING
JUNE 30, 2012 AND 2013

HOUSE COMMITTEE ON FINANCE

CHAIRMAN – Kenneth L. Weyler

VICE CHAIRMAN – Lynne M. Ober

CLERK – Karen Umberger

**I. GENERAL GOVERNMENT; ADMINISTRATION OF JUSTICE AND PUBLIC PROTECTION;
RESOURCE PROTECTION AND DEVELOPMENT**

(Categories I, II, and III)

Chairman – William Belvin

Vice Chairman – Lynne M. Ober

Clerk – Tim Twombly

Ben Baroody Steve Vaillancourt

Bernie Benn Colette Worsman

Marilinda Garcia

II. SAFETY; FISH AND GAME; TRANSPORTATION; EDUCATION;

(Safety, Fish and Game, Categories IV, VI)

Chairman – Will Smith

Vice Chairman – Bob Elliott

Clerk – Mary Allen

Randy Foose Charles Sova

Gus Lerandean Karen Umberger

Dan McGuire

III. HEALTH & SOCIAL SERVICES

(Category V)

Chairman – Neal Kurk

Vice Chairman – Beverly Rodeschin

Clerk – Larry Emerton

Richard Barry Sharon Nordgren

John Cebrowski Cindy Rosenwald

Thomas Keane Paul Simard

**HOUSE FINANCE COMMITTEE
BRIEFING ON HOUSE BILL 1 & 2 COMMITTEE OF CONFERENCE REPORT
FY 2012 - FY 2013**

TABLE OF CONTENTS

Page #

Section I BUDGET HIGHLIGHTS

A. Overall Highlights -----	2
B. Graph and Charts – Appropriations -----	3
C. Agency Highlights -----	7

Section II FINANCIAL DATA

A. Surplus Statements	
1. General Fund -----	18
2. Highway Fund -----	25
3. Fish & Game Fund -----	26

State of New Hampshire
Committee of Conference Budget Highlights
FY 2012/2013

OVERALL HIGHLIGHTS

In General

- The Committee of Conference agreement is a balanced budget that provides \$10.2 billion from all funds, including \$2.5 billion in General Funds for the FY 2012-2013 biennium.
- The Committee of Conference agreement is within the House's general and education trust fund limit established in HR11.

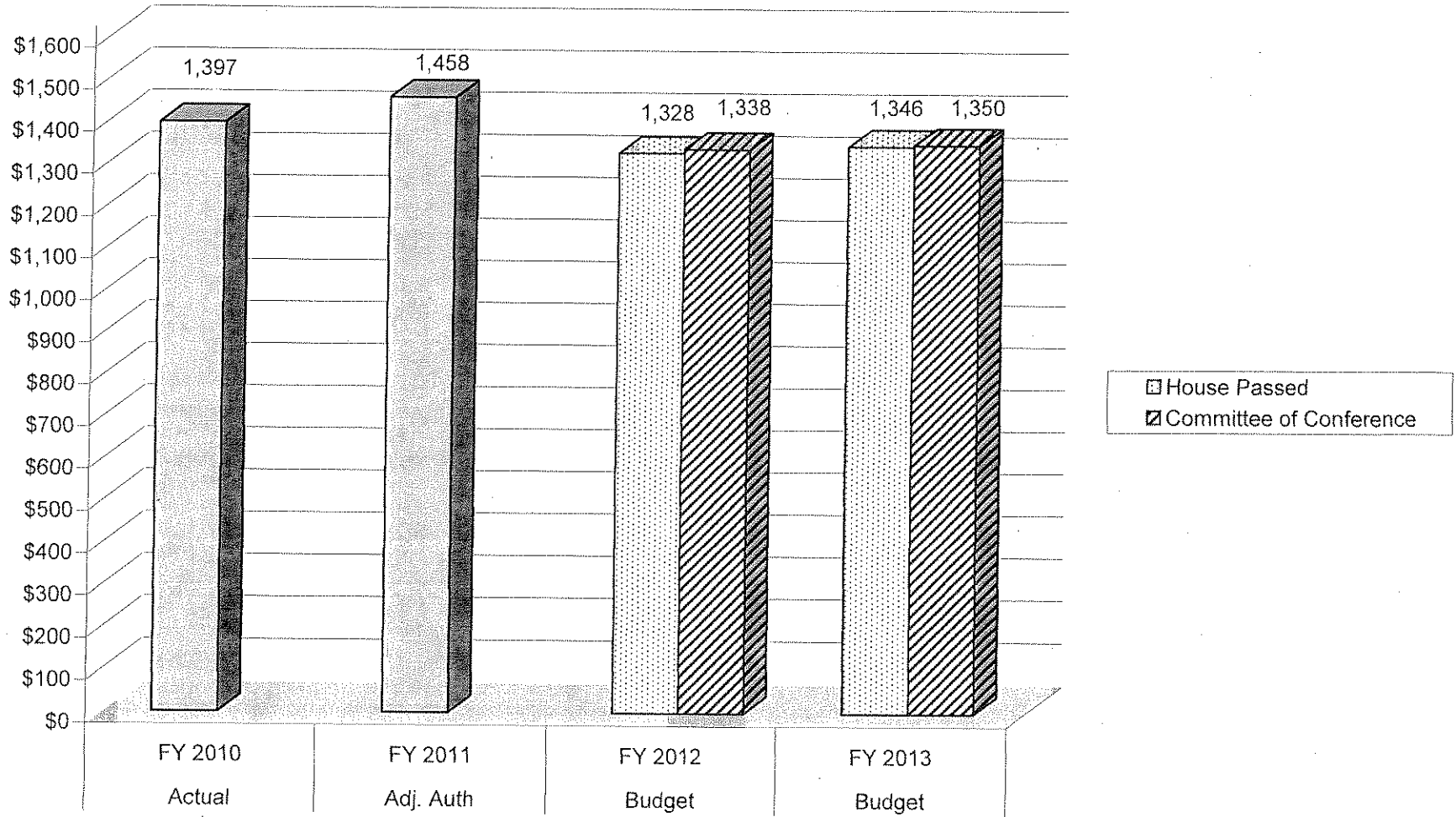
Revenues

- The Committee of Conference revenue projections are within 0.4% of those estimated by the House Ways and Means Committee back in January.
- The budget package eliminates the tax on gambling winnings; reduces the tobacco tax; allows for the expiration of the motor vehicle surcharge; repeals the meals and rooms operator renewal fee; reduces fee to sell animals and birds; reduces the filing fees under the condominium act and the land sales full disclosure act; and reduces marriage license fees.

Appropriations

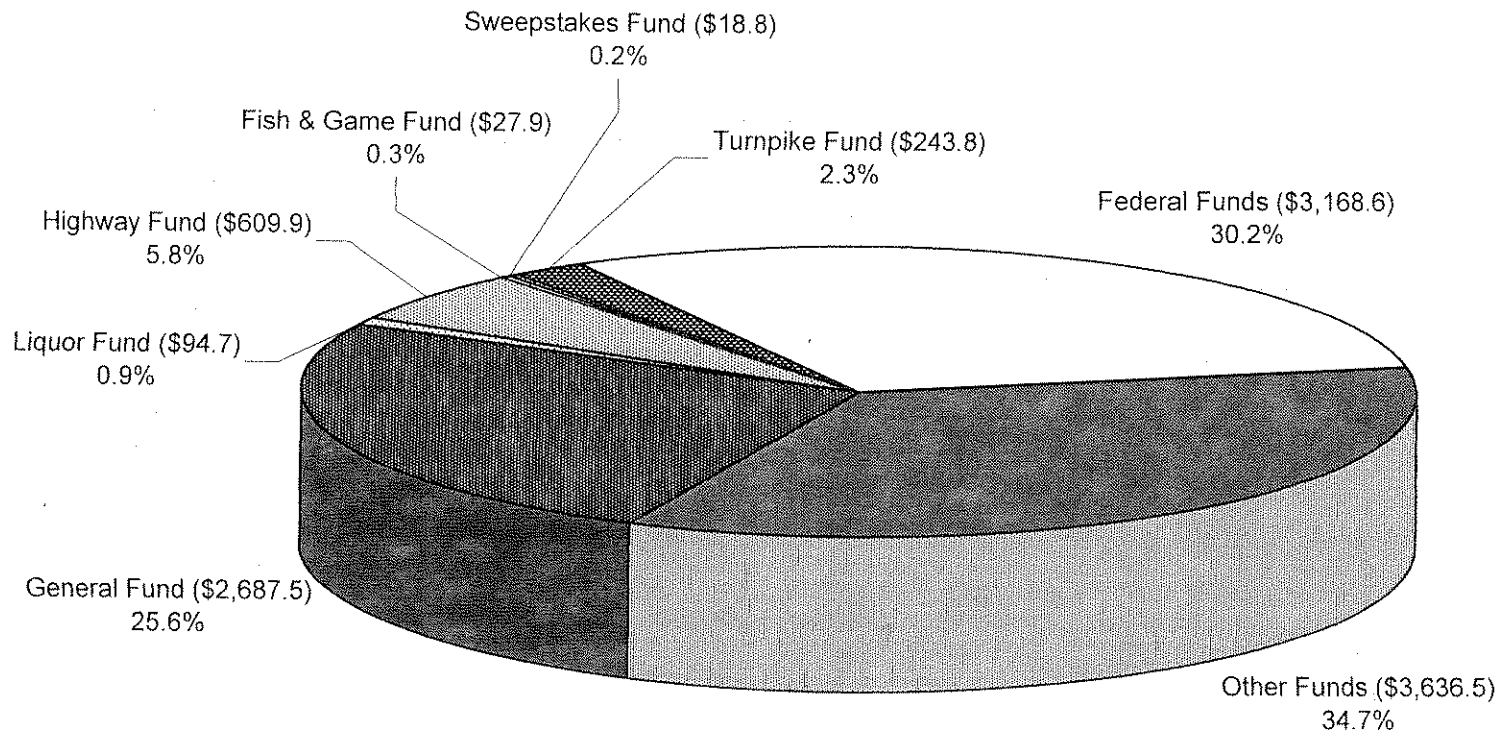
- The Committee of Conference reduces appropriations by approximately \$1 billion in all funds, and \$467 million in General Funds when compared to FY 2010-2011 appropriation levels.
- Impacts/eliminates approximately 1,500 total positions throughout State government and requires an additional \$50 million in compensation and benefit reductions.
- The Committee of Conference agreement will continue the State's commitment to municipalities.

Comparison of General Fund Appropriations FY 2010 through FY 2013 (In Millions)



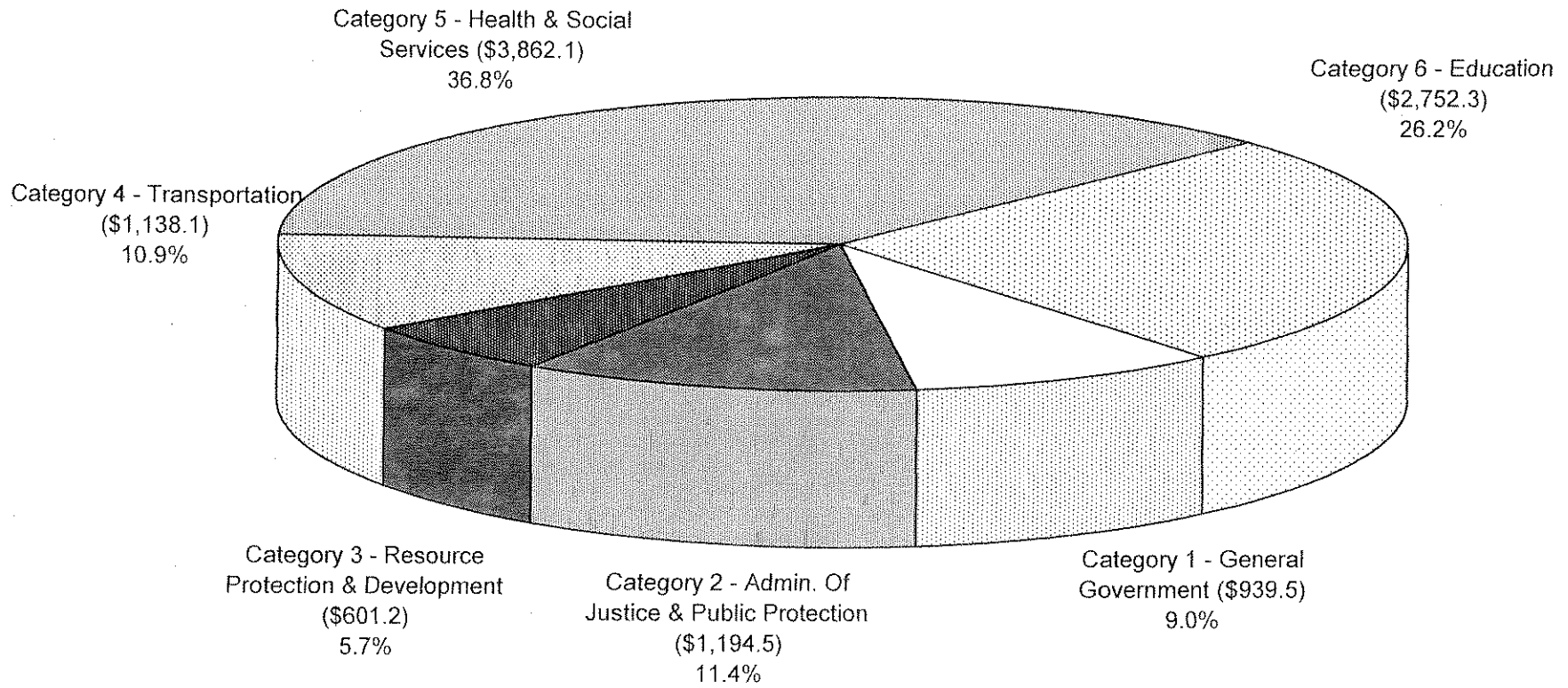
Note - Contains HB 1 section 1 appropriations only.

**HB1, AS AMENDED BY THE COMMITTEE OF CONFERENCE
THE OPERATING BUDGET FOR FY 12/13
TOTAL APPROPRIATIONS BY SOURCE OF FUNDS \$10,487.7**



Section 1 Only
Amounts in Millions
LBAO
June 17, 2011

**HB 1, AS AMENDED BY THE COMMITTEE OF CONFERENCE
THE OPERATING BUDGET FOR FY 12/13
TOTAL APPROPRIATIONS BY CATEGORY \$10,487.7**



Section 1 Only
Amounts in Millions
LBAO
June 17, 2011

SECTION I

BUDGET HIGHLIGHTS

Legislative Branch

- Reduces Legislative Branch general fund appropriations by approximately 6.3% in each year of the biennium.

Office of Energy and Planning (OEP)

- Saves approximately \$433,000 over the biennium in State General Funds through reductions in personnel and grants.

Department of Information Technology (DoIT)

- Achieves State General Fund savings of approximately \$1.0 million over the biennium through the implementation of an open-source software pilot program and the abolishment of three vacant funded positions.
- Funds a position for the purposes of implementing the Business One Stop Project which will provide one on-line place for companies to find the information needed to do business in and with the State of New Hampshire.

Department of Administrative Services

- Makes an appropriation for retiree health insurance that will require benefit plan design changes and an increase in under 65 retiree monthly contribution, which will represent a percentage of total premium. Also, directs the department of administrative services to develop a cost containment plan in an effort to generate additional savings in the future for the State retiree health care program.
- Requires the consolidation of human resource functions and business functions throughout State government to promote greater efficiency.
- Reduces personnel and building maintenance appropriations by approximately \$1.7 million over the biennium.

Department of State

- Redirects \$800,000 in Vital Records Improvement Fund revenue to the State General Fund for the biennium.

Department of Cultural Resources

- Reduces the Department's General Fund appropriations by approximately \$1.1 million over the biennium.

Department of Revenue Administration

- Reduces personnel costs by over \$2.5 million in State General Funds over the biennium.

State Treasury

- Provides \$117.6 million to cities and towns for meals and rooms distribution over the biennium.
- Directs \$240,000 of recording surcharge revenue to the Land and Community Heritage Investment Program (LCHIP).

New Hampshire Retirement System

- Provides for comprehensive reforms to the New Hampshire State Retirement System (NHRS) through a combination of changes to employee retirement age requirements, benefit calculations, and contribution rates. The reform will result in lower employer contribution rates for the State and its political subdivisions. The savings from a decrease in employer contribution rates, as well as a \$3.5 million state contribution, is estimated to alleviate over \$60 million in political subdivision employer retirement costs in Fiscal Year 2012.

Joint Board of Licensure

- Consolidates all administrative and business processing functions of the Boards of Accountancy, Manufactured Housing, Manufactured Housing Installation Standards Board, and Real Estate Appraisers to the Joint Board of Licensure.

Department of Corrections

- Reduces State General Fund appropriations to the Department of Corrections by \$13 million over the biennium.

Judicial Branch

- Supports the implementation of the Judicial Branch Innovation Commission recommendations by providing an additional \$2.96 million in State General Funds in FY 2012 over the Governor's Recommended Budget, and authorizes the Branch to request additional appropriations in FY 2013 to continue the implementation of the Innovation Commission's recommendations.

Judicial Council

- Allows the Judicial Council to focus on its core responsibilities by removing the requirement for the Judicial Council to pay for mediators and guardian ad litem in divorce cases.
- Provides an additional \$300,000 of State General Funds in each year of the biennium for constitutionally mandated indigent defense costs.

Department of Justice

- Reduces State General Fund appropriations to the Department, by \$1.78 million over the biennium.

Department of Agriculture

- Eliminates 4 positions in the Division of Weights and Measures.

Department of Resources and Economic Development

- Reduces State General Fund appropriations by \$2.58 million over the biennium relative to international commerce and travel and tourism.

Department of Environmental Services

- Continues to meet existing State Aid Grant commitments to municipalities.
- Achieves State General Fund savings of \$2.2 million over the biennium by abolishing 13 positions, changing the funding source for four positions, reducing current expenses and making other programmatic changes.

Department of Safety

- Requires Navigation Safety Fund revenues in excess of expenditures to be deposited into the State General Fund at the close of each fiscal year.
- Achieves efficiencies by consolidating the Marine Patrol within the Division of State Police resulting in the defunding of 4 positions, and additional State General Fund revenue of approximately \$2 million over the biennium.
- Reduces appropriations throughout the Department of Safety, including the defunding of 34 positions, to achieve highway fund savings of \$7.9 million over the biennium.

Fish and Game Department

- Reduces the fees charged for various saltwater fishing licenses by 33%. This change will result in savings to payers of approximately \$125,000 in FY 2012, and \$250,000 in FY 2013.
- Directs \$50,000 per year of Cannon Mountain revenue to supplement funding for search and rescue operations.

Department of Transportation

- Allows the temporary motor vehicle registration surcharge to expire at the close of FY 2011, thus reducing State Highway Fund revenue by \$90 million over the biennium, and reducing registration costs to State citizens.
- Reduces appropriations throughout the Department of Transportation, including the defunding of 68 positions, to achieve highway fund savings of \$34 million over the biennium.
- Directs the Department to utilize the bidding process with outside contractors for Betterment program projects greater than \$500,000 in cost.
- Establishes a committee to study ways to increase usage of outside contractors for certain Department responsibilities.

Department of Health and Human Services (DHHS)

- Reduces the State General Fund budget for the Department of Health and Human Services by \$187 million from the Governor's recommended budget for the biennium.
- Requires the Commissioner to employ a managed care model for administering the New Hampshire Medicaid Program for all Medicaid populations throughout New Hampshire.
- Uses a portion of the Medicaid Enhancement revenue to reimburse critical access hospitals for uncompensated care, to fund Medicaid provider payments, and to maintain the state Medicaid Enhancement revenue to the state general fund.

DHHS - Division for Children, Youth, and Families

- Maintains community-based Shelter Care and Intensive/Transitional Care Programs for children which were not funded under the Governor's recommended plan to provide the services at the Sununu Youth Services Center.
- Provides \$1.5 million over the biennium for adoption subsidy payments to foster parents for children with special needs or challenges.
- Funds services for children in the CHINS program under the age of 18 who exhibit behaviors that pose a danger to themselves or others by restoring \$8.9 million over the biennium.

DHHS - Division of Family Assistance

- Eliminates funding for the optional State Unemployed Parent Program reducing State General Fund appropriations by approximately \$4.52 million for the biennium.
- Continues State General Fund appropriation levels necessary to satisfy the Federal TANF maintenance of effort requirement in order to receive the \$38 million Federal block grant and avoid costly penalties.

DHHS - Elderly & Adult Services

- Suspends State General Fund appropriations for the following programs over the biennium:
 - New Hampshire Foster Grandparent Program: \$105,000.
 - Retiree Senior Volunteer Program: \$146,000.
 - Alzheimer's Disease and Related Disorders Caregiver Programs: \$642,000.
 - Congregate Housing Supports: \$1.47 million.
- Increases the county cap on long term care billings to \$107 million in FY 2013 and \$109 million in FY 2014 consistent with an inflation rate of less than 2%. State General Fund savings are estimated at \$2 million over the biennium.
- Provides an additional credit of \$2.5 million in each year of the biennium against the county billings for long-term care to compensate the counties for the reduction in MQIP (Medicaid Quality Incentive) payments in the Governor's budget. State General Fund cost is estimated at \$5.04 million over the biennium.

DHHS - Division of Public Health Services

- Eliminates funds for the Tobacco Prevention/Quit Line for State General Fund savings of \$250,000 over the biennium.
- Reduces State General Fund appropriations for STD prevention by \$688,000 over the biennium.
- Eliminates funding for the Farmer's Market Program resulting in State General Fund savings of \$20,000 over the biennium.
- Reduces State General Fund appropriations for the Family Planning Program by \$757,000 for the biennium, and prohibits the remaining funds from being used for evaluation, assessment, consultation about, preparation for, or provision of abortions.
- Reduces State General Fund support for Emergency Preparedness by \$700,000 for the biennium.
- Provides \$120,000 for mosquito testing in the Mosquito Control Program. Grants to communities for up to 25% percent of mosquito control costs are suspended for the biennium saving general funds of \$240,000.
- Reduces State General Funds for Public Health Laboratory Services by \$300,000 over the biennium.

DHHS - Bureau of Behavioral Health

- Proposes changes which will result in the Community Mental Health Centers prioritizing services based on clinical needs, makes admission to the state mental health services system and access to services dependent on the availability of appropriations.
- Directs the Department to seek approval from the federal Centers for Medicare and Medicaid Services (CMS) to deliver and pay for Medicaid services to Medicaid-eligible persons with severe mental disabilities through a prepaid health plan saving \$18.7 million over the biennium.
- Eliminates State General Funds for the contract with Dartmouth Psychiatric Research Center, the Behavioral Health Policy Institute, resulting in general fund savings of approximately \$700,000 over the biennium.

DHHS – New Hampshire Hospital

- Consolidates operations in maintenance and dietary and clinical programs in order to maintain admitting hours and avoid reducing services for voluntary admissions. State General Fund savings of \$2.1 million for the biennium.

DHHS - Bureau of Developmental Services

- Maintains existing community-based services to developmentally disabled citizens and their families who are rely on family support, targeted case management services, independent living supports, and Medicaid Waiver day services.
- Provides \$12 million dollars over the biennium to provide services for individuals on the developmental services waiting list.

DHHS - Bureau of Drug and Alcohol Services

- Reduces State General Fund appropriations for the following programs under the Governor's Commission on Alcohol and Drug Abuse Prevention, Intervention, and Treatment:
 - Drug and Alcohol Councilors Statewide Conference in FY 2012: \$40,000
 - Regional Networks Direct Services: \$1.44 million
 - Referral Education Assistance and Prevention Program (REAP): \$126,000
 - Website: \$42,000
 - Infrastructure Support: \$100,000
 - Treatment services contracts: \$1.26 million

DHHS – Commissioner's Office

- Realizes savings from District office consolidation, and savings through attrition in field operations staff assigned to the district offices totaling \$2.15 million in State General Funds over the biennium.

DHHS - Office of Medicaid and Business Policy

- Directs the Department of Health and Human Services to implement a prospective payment system for reimbursement of Medicaid outpatient hospital services for an estimated State General Fund savings of \$6 million for the biennium.
- Creates a Home Health Aide pilot program by which a parent of a medically fragile child or child with a chronic illness can provide home health aide services to his or her child and receive some financial assistance through the Medicaid program as an alternative to more costly services.

DHHS- Division of Child Support Services

- Reduces overtime, travel, and training budgets by \$32,000 in State General Funds for the biennium.
- Reduces contract funds for New England Child Support Enforcement System (NECSES) improvements saving State General Funds of \$510,000 for the biennium.
- Reduces contract funds for the Division of Child Support, child support disbursement services by \$297,000 in State General Funds for the biennium.

New Hampshire Veterans Home

- Provides \$22.8 million of State General Fund support for the Veterans Home's 200 New Hampshire veterans.

Department of Education

- Provides funding for adequate education aid, fiscal capacity disparity aid, and transition aid at approximately \$941 million each year, and will ensure that municipalities receive adequate education grants at the same level they received in FY 2011.
- Appropriates approximately \$96 million over the biennium for School Building Aid to fully fund the requests for approved projects.
- Provides an additional \$28.5 million in State General Funds over the biennium for Catastrophic Education Aid, by continuing the current formula for the partial reimbursement of eligible costs between 3.5 and 10 times the State average cost and full reimbursement (dependent on appropriation availability) of eligible costs above 10 times the State average cost.
- Removes the cap on Education Trust Fund appropriations for Charter Schools and allows the Department to fund Charter schools at an amount greater than 110% of the appropriation with the approval of the fiscal committee.
- Establishes a committee to study the relationships between the Department and local education authorities, including the determination of tuition rates for career and technical education programs and the role of state funding in that determination process.

University System of New Hampshire

- Reduces State appropriations to the University System by \$83.7 million over the biennium.

Community College System of New Hampshire

- Reduces State appropriations to the Community College System of New Hampshire by \$11.7 million over the biennium.

Police Standards and Training Council

- Funds the Council's budget through an increase in the allocation of penalty assessment revenue to the Council from 54.17% to 66.66%.
- Establishes a study committee to develop a sustainable funding source for the Police Standards and Training Council and the State Fire Academy, including the possibility of charging tuition to those enrolled in the programs.

Lottery Commission

- Establishes enhanced commissions programs for Lottery Commission salespeople and retailers.

McAuliffe-Shepard Discovery Center

- Supports the transition of the McAuliffe-Shepard Discovery Center to a fiscally self-sufficient entity by the end of the biennium.

SECTION II
FINANCIAL DATA

STATE OF NEW HAMPSHIRE													
COMPARATIVE STATEMENT OF UNDESIGNATED SURPLUS													
GENERAL FUND													
(Dollars in Thousands)													
	2011				2012				2013				
	Governor	House	Senate	C of C	Governor	House	Senate	C of C	Governor	House	Senate	C of C	
1 Beginning Balance, July 1	\$ 65,681	\$ 65,681	\$ 65,681	\$ 65,681	\$ 6,745	\$ (50,121)	\$ -	\$ -	\$ 2,031	\$ (27,310)	\$ (7,890)	\$ (12,395)	
2													
3 Additions:													
4 Revenue - Schedule 1	1,406,485	1,370,575	1,370,575	1,370,575	1,459,267	1,383,651	1,375,491	1,381,356	1,525,608	1,413,148	1,417,435	1,415,134	
5 Revenue Adjustments - Schedule 2	1,500	1,500	4,380	12,380	-	10,517	3,104	(11,397)	-	13,955	20,236	(10,775)	
6 Total Additions	1,407,985	1,372,075	1,374,955	1,382,955	1,459,267	1,394,168	1,378,595	1,369,959	1,525,608	1,427,103	1,437,671	1,404,359	
7													
8 Less Appropriations:													
9 Appropriations Net of Estimated Revenue	(1,595,538)	(1,595,538)	(1,595,538)	(1,595,538)	(1,432,879)	(1,328,475)	(1,350,179)	(1,337,873)	(1,491,032)	(1,346,040)	(1,374,131)	(1,349,668)	
10 Appropriation Adjustments - Schedule 2	196,544	196,544	213,563	191,299	23,353	54,201	42,849	42,799	24,326	62,689	47,873	48,073	
11 Less Lapse Estimate - Schedule 2	47,345	43,345	62,145	67,564	42,400	42,400	42,930	43,170	44,000	44,000	44,530	44,705	
12 Lapse Percent	3.38%	3.10%	4.50%	4.81%	3.01%	3.33%	3.28%	3.33%	3.00%	3.43%	3.36%	3.43%	
13 Net Appropriations	(1,351,649)	(1,355,649)	(1,319,830)	(1,336,675)	(1,367,126)	(1,231,874)	(1,264,400)	(1,251,904)	(1,422,706)	(1,239,351)	(1,281,728)	(1,256,890)	
14													
15 Adjustments:													
16 GAAP and Other Adjustments	(6,000)	(6,000)	2,000	2,000	6,000	6,000	6,000	6,000	(4,000)	(4,000)	(4,000)	(4,000)	
17 Total Adjustments	(6,000)	(6,000)	2,000	2,000	6,000	6,000	6,000	6,000	(4,000)	(4,000)	(4,000)	(4,000)	
18													
19													
20													
21 Current Year Balance (line 6 + 13 + 17)	50,336	10,426	57,125	48,280	98,141	168,294	120,195	124,055	98,902	183,752	151,943	143,469	
22													
23 Cumulative Ending Balance, June 30 (line 1 + 21)	116,017	76,107	122,806	113,961	104,886	118,173	120,195	124,055	100,933	156,442	144,053	131,074	
24													
25 Transfer (To)/From Revenue Stabilization	-	-	-	8,845	-	-	-	-	(20,578)	(14,208)	(32,565)	(587)	
26 Transfer (To)/From Education Trust Fund	(109,272)	(126,228)	(122,806)	(122,806)	(102,855)	(145,483)	(128,085)	(136,450)	(80,355)	(142,234)	(111,488)	(130,487)	
27													
28													
29													
30 June 30 Balance After Transfers (line 23 + 25 + 26)	\$ 6,745	\$ (50,121)	\$ -	\$ -	\$ 2,031	\$ (27,310)	\$ (7,890)	\$ (12,395)	\$ -	\$ -	\$ -	\$ -	
31													
32													
33 Revenue Stabilization Balance	\$ 9,312	\$ 9,312	\$ 9,312	\$ 467	\$ 9,312	\$ 9,312	\$ 9,312	\$ 467	\$ 29,890	\$ 23,520	\$ 41,877	\$ 11,054	
34													
35													
36													
37 (1) HB 2, section 80 - requires estimated proceeds of \$10,000,000 from the sale of Lakes Region Facility property be deposited directly into the Revenue Stabilization Reserve Account.													
38 Actual Revenue Stabilization Balance at 6/30/10 = \$9,312,000.													

STATE OF NEW HAMPSHIRE		SCHEDULE 1											
COMPARATIVE STATEMENT OF REVENUE		FY 2011				FY 2012				FY 2013			
GENERAL FUND		Governor	House	Senate	C of C	Governor	House	Senate	C of C	Governor	House	Senate	C of C
(Dollars in Thousands)													
1	Business Profits Tax	\$ 256,000	\$ 253,908	\$ 253,908	\$ 253,908	\$ 273,300	\$ 259,045	\$ 256,480	\$ 259,045	\$ 290,400	\$ 266,777	\$ 263,648	\$ 266,777
2	Business Enterprise Tax	66,200	62,228	62,228	62,228	70,700	63,482	62,854	63,482	75,200	65,352	64,585	65,352
3	Subtotal	\$ 322,200	\$ 316,136	\$ 316,136	\$ 316,136	\$ 344,000	\$ 322,527	\$ 319,334	\$ 322,527	\$ 365,600	\$ 332,129	\$ 328,233	\$ 332,129
4	Meals & Rooms	240,100	226,550	226,550	226,550	246,000	221,903	214,642	221,903	262,600	226,841	221,322	226,841
5	Tobacco Tax	133,135	128,160	128,160	128,160	134,435	124,225	129,453	125,630	134,435	120,515	133,050	123,101
6	Interest & Dividends Tax	87,000	83,700	83,700	83,700	92,200	85,400	84,500	85,400	97,700	87,100	86,900	87,100
7	Insurance Tax	80,500	80,500	80,500	80,500	86,100	86,100	86,100	86,100	86,800	86,800	86,800	86,800
8	Communications Tax	82,000	79,400	79,400	79,400	85,700	80,200	80,200	80,200	87,800	81,000	82,400	82,400
9	Real Estate Transfer Tax	55,700	52,029	52,029	52,029	59,300	53,096	52,562	53,096	62,300	54,163	54,030	54,163
10	Court Fines and Fees	13,600	13,600	13,600	13,600	14,000	13,600	13,800	13,800	14,000	13,600	14,000	13,800
11	Securities Revenue	34,307	34,300	34,300	34,300	35,107	35,100	35,100	35,100	35,907	35,900	35,900	35,900
12	Utility Consumption Tax	6,000	6,000	6,000	6,000	6,000	6,000	6,000	6,000	6,000	6,000	6,000	6,000
13	Board and Care	20,179	20,200	20,200	20,200	21,334	20,500	20,500	20,500	21,568	21,000	21,000	21,000
14	Beer Tax	13,070	13,100	13,100	13,100	13,300	13,100	13,300	13,200	13,300	13,100	13,300	13,200
15	Horse & Dog Racing/Games of Chance	2,303	2,300	2,300	2,300	-	2,300	-	-	-	2,400	-	-
16	Other	68,659	68,700	68,700	68,700	69,531	69,100	69,300	69,300	69,402	68,700	69,400	69,400
17	Transfers from Liquor Sales	126,757	126,800	126,800	126,800	132,387	130,300	131,400	131,400	140,409	135,000	137,700	137,700
18	Tobacco Settlement	2,243	2,200	2,200	2,200	2,373	2,400	2,400	2,400	2,387	2,400	2,400	2,400
19	Gambling Winnings Tax	4,400	3,400	3,400	3,400	-	3,400	-	-	-	3,400	-	-
20	Subtotal	\$ 1,292,153	\$ 1,257,075	\$ 1,257,075	\$ 1,257,075	\$ 1,341,767	\$ 1,269,251	\$ 1,258,591	\$ 1,266,556	\$ 1,400,208	\$ 1,290,048	\$ 1,292,435	\$ 1,291,934
21	Medicaid Enhancement	93,000	91,400	91,400	91,400	100,500	97,000	98,600	97,000	108,400	104,800	106,600	104,800
22	Medicaid Recovery	21,332	22,100	22,100	22,100	17,000	17,400	18,300	17,800	17,000	18,300	18,400	18,400
23	Subtotal	\$ 114,332	\$ 113,500	\$ 113,500	\$ 113,500	\$ 117,500	\$ 114,400	\$ 116,900	\$ 114,800	\$ 125,400	\$ 123,100	\$ 125,000	\$ 123,200
24	Total	\$ 1,406,485	\$ 1,370,575	\$ 1,370,575	\$ 1,370,575	\$ 1,459,267	\$ 1,383,651	\$ 1,375,491	\$ 1,381,356	\$ 1,525,608	\$ 1,413,148	\$ 1,417,435	\$ 1,415,134
25	House Revenue estimates - HR11 as passed by the House on 02/09/11.												

STATE OF NEW HAMPSHIRE													
ADJUSTMENTS - SCHEDULE 2													
GENERAL FUND													
(Dollars in Thousands)													
	FY 2011				FY 2012				FY 2013				
	Governor	House	Senate	C of C	Governor	House	Senate	C of C	Governor	House	Senate	C of C	
1 REVENUE ADJUSTMENTS:													
2 CCSNH - reduction (L'09, 143:17 & SSL'10, 1:105)	\$ 1,500	\$ 1,500	\$ 1,500	\$ 1,500	\$ -	\$ -	\$ -	\$ -	\$ -	\$ -	\$ -	\$ -	\$ -
3 House Resolution 11/HB 2 - Tax or Fee reductions	-	-	-	-	-	(818)	(118)	(118)	-	(788)	(88)	(88)	-
4 HB 25 - Renovate Hooksett Liquor Stores (House Resolution 11)	-	-	-	-	-	-	-	-	-	4,400	-	-	-
5 HB 277 (Ch 74, L'11) - Unified Carier Registration System fees to the Highway Fund	-	-	-	-	-	(1,320)	(1,320)	(1,320)	-	(1,320)	(1,320)	(1,320)	-
6 HB 540 - Biennial motor vehicle inspections	-	-	-	-	-	532	-	-	-	350	-	-	-
7 SB 125 (HB 557) - BPT reduction for reasonable compensation	-	-	-	-	-	(2,000)	(2,000)	(2,000)	-	(2,000)	(2,000)	(2,000)	-
8 Recording Surcharge for LCHIP deposited in the General Fund	-	-	-	-	-	2,130	4,380	4,380	-	2,380	4,880	4,880	-
9 Vital Records revenue deposited in the General Fund	-	-	-	-	-	400	400	400	-	400	400	400	-
10 Navigation Safety Fund lapses/transferred to the General Fund	-	-	-	-	-	2,700	2,450	2,450	-	1,500	1,500	1,500	-
11 Plea By Mail deposited in the General Fund	-	-	-	-	-	7,912	-	-	-	7,913	7,913	-	-
12 Fish & Game court fines deposited in the General Fund	-	-	-	-	-	140	-	-	-	140	-	-	-
13 Penalty Assessment increased percentage to the General Fund	-	-	-	-	-	289	(620)	(620)	-	289	(620)	(620)	-
14 SI Enhanced Recoveries - FRED Cost Avoidance	-	-	-	-	-	216	216	216	-	216	216	216	-
15 SURS Enhanced Recoveries - RAC Recovery	-	-	-	-	-	200	200	200	-	200	200	200	-
16 Third Party Recoveries - Medicare Recovery	-	-	-	-	-	136	136	136	-	275	275	275	-
17 Department of Labor - Restricted Fund established	-	-	-	-	-	-	(1,400)	(1,400)	-	-	(1,400)	(1,400)	-
18 Department of Resources and Economic Development - Cannon Mountain repayment for prior year deficit	-	-	800	800	-	-	-	-	-	-	-	-	-
19 Additional Payment from Turnpikes to Liquor for I-93 Hooksett property	-	-	2,080	2,080	-	-	-	-	-	-	-	-	-
20 Department of Administrative Services - sale of Lakes Region Facility	-	-	-	-	-	-	-	-	-	-	-	-	10,000
21 Department of Agriculture - Weights & Measures	-	-	-	-	-	-	(220)	(220)	-	-	(220)	(220)	-
22 Department of Resources and Economic Development - Cannon Mountain lease revenue	-	-	-	-	-	-	1,000	650	-	-	500	650	-
23 C of C approved adjustment to FY 11 revenue estimates	-	-	-	8,000	-	-	-	-	-	-	-	-	-
24 Board of Manufactured Housing Installation Standards Board	-	-	-	-	-	-	-	10	-	-	-	10	-
25 Medicaid Drug Rebate	-	-	-	-	-	-	-	(14,161)	-	-	-	(14,608)	-
26 HB 25 - Chesterfield and Manchester Liquor stores	-	-	-	-	-	-	-	-	-	-	-	-	1,350
27 TOTAL REVENUE ADJUSTMENTS	\$ 1,500	\$ 1,500	\$ 4,380	\$ 12,380	\$ -	\$ 10,517	\$ 3,104	\$ (11,397)	\$ -	\$ 13,955	\$ 20,236	\$ (10,775)	\$ -
28													
29 APPROPRIATION ADJUSTMENTS:													
30 FMAP Stimulus	\$ 49,120	\$ 49,120	\$ 46,782	\$ 46,782	\$ -	\$ -	\$ -	\$ -	\$ -	\$ -	\$ -	\$ -	\$ -
31 FMAP Stimulus - extension for last 2 quarters of FY 2011	35,441	35,441	32,534	32,534	-	-	-	-	-	-	-	-	-
32 Department of Cultural Resources - reduction (L'09 143:19)	150	150	150	150	-	-	-	-	-	-	-	-	-
33 DH&HS - reduction	1,017	1,017	1,017	1,017	-	-	-	-	-	-	-	-	-

STATE OF NEW HAMPSHIRE ADJUSTMENTS - SCHEDULE 2 GENERAL FUND (Dollars in Thousands)	SCHEDULE 2												
	FY 2011				FY 2012				FY 2013				
	Governor	House	Senate	C of C	Governor	House	Senate	C of C	Governor	House	Senate	C of C	
34 DH&HS - projected shortfall	2,000	2,000	2,000	2,000	-	-	-	-	-	-	-	-	34
35 Glenduff Home - reduction (L'09, 143.13)	300	300	300	300	-	-	-	-	-	-	-	-	35
36 Department of Information Technology - reduction (L'09, 143.12)	1,300	1,300	1,300	1,300	-	-	-	-	-	-	-	-	36
37 Judicial Branch - reduction (L'09, 143.18)	400	400	400	400	-	-	-	-	-	-	-	-	37
38 Department of Revenue Administration (L'09, 143.11)	250	250	250	250	-	-	-	-	-	-	-	-	38
39 Retirement System reduction Medical Subsidy (L'09, 144.56)	2,148	2,148	2,148	2,148	-	-	-	-	-	-	-	-	39
40 Reduce self-insurance 1 month reserve to 5% of annual claims (L'09, 144.66)	774	774	774	774	-	-	-	-	-	-	-	-	40
41 State Revenue Sharing (appropriation of \$1 each fiscal year) (L'09, 143.20)	-	-	-	-	-	-	-	-	-	-	-	-	41
42 Postsecondary Education Commission reduction (L'09, 143.21)	25	25	25	25	-	-	-	-	-	-	-	-	42
43 Statewide overtime 10% reduction (L'09, 143.22)	74	74	74	74	-	-	-	-	-	-	-	-	43
44 Statewide personnel reduction (L'09, 144.289) (includes Liquor and Lottery) (excludes \$1.5m Judicial Lapses, see line 80 below)	15,347	15,347	14,347	14,347	-	-	-	-	-	-	-	-	44
45 Department of Revenue Administration positions for gambling winning tax (L'09, 144.253)	(90)	(90)	(90)	(90)	-	-	-	-	-	-	-	-	45
46 Department of Justice position for Condo Act (L'09, 144.241)	(15)	(15)	(15)	(15)	-	-	-	-	-	-	-	-	46
47 Statewide agency - expenditure reduction (L'10, 1)	41,533	41,533	41,533	41,533	-	-	-	-	-	-	-	-	47
48 Treasury - debt service restructuring (SSL'10, 1.41)	40,000	40,000	39,900	39,900	-	-	-	-	-	-	-	-	48
49 Judicial Branch - reduction (SSL'10, 1.106)	1,000	1,000	1,000	1,000	-	-	-	-	-	-	-	-	49
50 DH&HS - medical home pilot program reduction (SSL'10, 1.111)	770	770	770	770	-	-	-	-	-	-	-	-	50
51 National Health Care savings	5,000	5,000	1,200	1,200	-	-	-	-	-	-	-	-	51
52 Legislative Branch - appropriation reduction (HB1)	-	-	-	-	2,236	1,530	1,000	1,000	2,236	1,530	1,000	1,000	52
53 Judicial Branch - appropriation reduction (HB1)	-	-	-	-	12,119	9,159	9,159	9,159	12,087	12,087	12,087	12,087	53
54 Department of Information Technology - appropriation for new position (HB1)	-	-	-	-	(90)	(90)	(90)	(90)	(91)	(91)	(91)	(91)	54
55 Department of Information Technology; appropriation Reduction (HB1)	-	-	-	-	-	547	926	926	-	497	768	768	55
56 Department of Corrections; General Fund appropriation reduction (HB1)	-	-	-	-	-	2,260	6,000	6,000	-	2,817	7,000	7,000	56
57 Department of Revenue Administration; General Fund appropriation reduction (HB1)	-	-	-	-	-	2,500	1,000	1,200	-	2,719	1,088	1,288	57
58 Office of the Governor; General Fund appropriation reduction (HB1)	-	-	-	-	-	94	-	-	-	94	-	-	58
59 Department of Environmental Services; Reduction to Out of State Travel appropriations (HB1)	-	-	-	-	-	-	-	-	-	-	-	-	59
60 Department of Justice - General Fund appropriation reduction (HB1)	-	-	-	-	-	-	485	485	-	-	485	485	60
61 Department of Cultural Resources - general fund appropriation reduction (HB1)	-	-	-	-	-	-	537	537	-	-	540	540	61

STATE OF NEW HAMPSHIRE													
ADJUSTMENTS - SCHEDULE 2													
GENERAL FUND													
(Dollars in Thousands)													
	FY 2011				FY 2012				FY 2013				
	Governor	House	Senate	C of C	Governor	House	Senate	C of C	Governor	House	Senate	C of C	
62 Compensation and Benefit cost reductions (HB2)	-	-	-	-	10,000	10,000	10,000	10,000	10,000	10,000	10,000	10,000	62
63 Consolidation of Payroll/HR functions (HB2)	-	-	-	-	-	-	-	-	571	571	571	571	63
64 Consolidation of Finance and Accounting functions (HB2)	-	-	-	-	88	88	88	88	250	250	250	250	64
65 Appropriation; Monetization of State Assets, Sales of Lakes Region Facility (HB2)	-	-	(250)	(250)	(250)	(250)	-	-	-	-	-	-	65
66 Appropriation; Consultant to evaluate Business Process functions (HB2)	-	-	-	-	(250)	(250)	-	(250)	-	-	-	-	66
67 Appropriation; McAuliffe Shepard Discovery Center (HB2)	-	-	-	-	-	-	-	-	(227)	(227)	(227)	(227)	67
68 Appropriation; SAU Competitive Grants (HB2)	-	-	-	-	(500)	-	-	-	(500)	-	-	-	68
69 Department of Health and Human Services; Consolidation (HB2)	-	-	-	-	-	744	744	744	-	1,402	1,402	1,402	69
70 Transfer Funds from Economic Stimulus Office to supplant general fund costs in the Department of Corrections (HB2)	-	-	900	900	-	-	-	-	-	-	-	-	70
71 Judicial Council; counsel for indigent parents in abuse and neglect cases (HB2)	-	-	(250)	(250)	-	-	-	-	-	-	-	-	71
72 HR 231 - relative to payment of medical benefits for state retirees, their spouses, and dependents	-	-	-	-	-	7,869	-	-	-	10,840	-	-	72
73 HB 580/SB 3 - Relative to the NH Retirement System with adjusted employee contribution rates	-	-	-	-	-	20,000	13,000	13,000	-	20,200	13,000	13,000	73
74 Benefit Holiday - Lapses from benefits lines and retiree health account	-	-	4,500	4,500	-	-	-	-	-	-	-	-	74
75 Additional savings identified by the Governor	-	-	22,264	-	-	-	-	-	-	-	-	-	75
76 TOTAL APPROPRIATION ADJUSTMENTS	\$ 196,544	\$ 196,544	\$ 213,563	\$ 191,299	\$ 23,353	\$ 54,201	\$ 42,849	\$ 42,799	\$ 24,326	\$ 62,689	\$ 47,873	\$ 48,073	76
77													77
78 LAPSES:													78
79 Calculated LAPSE	\$ 23,454	\$ 23,454	\$ 23,454	\$ 23,454	\$ 42,400	\$ 42,400	\$ 42,400	\$ 42,640	\$ 44,000	\$ 44,000	\$ 44,000	\$ 44,175	79
80 Additional agency wide LAPSE identified by the Governor	-	-	18,500	18,500	-	-	-	-	-	-	-	-	80
81 Governor identified dedicated funds transfer to general fund LAPSE (SSL'10, 1:107)	4,200	4,200	4,200	4,200	-	-	-	-	-	-	-	-	81
82 Judicial Council - LAPSE (SSL'10, 1:48)	220	220	220	220	-	-	-	-	-	-	-	-	82
83 Treasury - debt service LAPSE (SSL'10, 1:49)	3,000	3,000	3,000	3,000	-	-	-	-	-	-	-	-	83
84 Judicial Branch reduction LAPSE (see line 40 above)	1,500	1,500	1,500	1,500	-	-	-	-	-	-	-	-	84
85 Additional agency wide LAPSE (SSL'10, 1:93)	9,971	9,971	9,971	9,971	-	-	-	-	-	-	-	-	85
86 Judicial Branch - additional reduction LAPSE	-	-	300	300	-	-	-	-	-	-	-	-	86
87 Legislative Branch balance LAPSE	5,000	1,000	1,000	1,000	-	-	530	530	-	-	530	530	87
88 BEAS and Governors Commission LAPSE	-	-	-	5,419	-	-	-	-	-	-	-	-	88
89 TOTAL LAPSES	\$ 47,345	\$ 43,345	\$ 62,145	\$ 67,564	\$ 42,400	\$ 42,400	\$ 42,930	\$ 43,170	\$ 44,000	\$ 44,000	\$ 44,530	\$ 44,705	89

STATE OF NEW HAMPSHIRE													
COMPARATIVE STATEMENT OF FUND BALANCE													
EDUCATION TRUST FUND													
(Dollars in Thousands)													
	FY 2011				FY 2012				FY 2013				
	Governor	House	Senate	C of C	Governor	House	Senate	C of C	Governor	House	Senate	C of C	
1 Beginning Balance, July 1	\$ -	\$ -	\$ -	\$ -	\$ -	\$ -	\$ -	\$ -	\$ -	\$ -	\$ -	\$ -	\$ -
2													
3 Additions:													
4 Revenue - Schedule 3	827,581	810,625	810,625	810,625	852,900	811,149	827,309	818,944	875,400	815,652	844,165	825,166	
5 Stimulus - Education Jobs Fund	20,494	20,494	20,494	20,494	-	-	-	-	-	-	-	-	-
6 Adjustment - R&C Gaming Commission	-	-	-	-	-	308	308	308	-	326	326	326	-
7 Total Additions	848,075	831,119	831,119	831,119	852,900	811,457	827,617	819,252	875,400	815,978	844,491	825,492	
8													
9 Appropriations:													
10 Adequate Education Aid	(1,223,696)	(1,223,696)	(1,224,930)	(1,224,930)	(1,304,931)	(1,304,931)	(1,304,931)	(1,304,931)	(1,304,931)	(1,304,931)	(1,304,931)	(1,304,931)	(1,304,931)
11 State Property Tax raised & retained locally	363,600	363,600	363,600	363,600	363,100	363,100	363,100	363,100	363,100	363,100	363,100	363,100	363,100
12 Total Adequacy	(860,096)	(860,096)	(861,330)	(861,330)	(941,831)	(941,831)	(941,831)	(941,831)	(941,831)	(941,831)	(941,831)	(941,831)	(941,831)
13 Hardship Grants	(4,000)	(4,000)	(1,279)	(1,279)	(2,900)	(2,900)	(2,900)	(2,900)	(2,900)	(2,900)	(2,900)	(2,900)	(2,900)
14 Charter School Tuition	(5,778)	(5,778)	(4,878)	(4,878)	(5,778)	(6,563)	(5,773)	(5,773)	(5,778)	(7,367)	(5,960)	(5,960)	(5,960)
15 Fiscal Disparity - School Districts	(37,010)	(37,010)	(37,010)	(37,010)	-	-	-	-	-	-	-	-	-
16 Kindergarten Adequacy	(3,678)	(3,678)	(2,643)	(2,643)	(1,952)	(1,952)	(1,952)	(1,952)	(1,952)	(1,952)	(1,952)	(1,952)	(1,952)
17 Education Transition Aid	(43,491)	(43,491)	(43,491)	(43,491)	-	-	-	-	-	-	-	-	-
18 Fiscal Disparity - Charter Schools	(3,294)	(3,294)	(3,294)	(3,294)	(3,294)	(3,704)	(3,246)	(3,246)	(3,294)	(4,162)	(3,336)	(3,336)	(3,336)
19 Total Appropriations	(957,347)	(957,347)	(953,925)	(953,925)	(955,755)	(956,940)	(955,702)	(955,702)	(955,755)	(958,212)	(955,979)	(955,979)	(955,979)
20													
21 Adjustments:													
22 Adjustments	-	-	-	-	-	-	-	-	-	-	-	-	-
23 Total Adjustments	-	-	-	-	-	-	-	-	-	-	-	-	-
24													
25													
26													
27 Current Year Balance (line 7+19+23)	(109,272)	(126,228)	(122,806)	(122,806)	(102,855)	(145,483)	(128,085)	(136,450)	(80,355)	(142,234)	(111,488)	(130,487)	(130,487)
28													
29 Cumulative Ending Balance, June 30 (line 1+27)	(109,272)	(126,228)	(122,806)	(122,806)	(102,855)	(145,483)	(128,085)	(136,450)	(80,355)	(142,234)	(111,488)	(130,487)	(130,487)
30													
31 Transfer (To)/From General Fund	109,272	126,228	122,806	122,806	102,855	145,483	128,085	136,450	80,355	142,234	111,488	130,487	130,487
32													
33													
34													
35 June 30 Fund Balance After Transfers (line 29+31)	\$ -	\$ -	\$ -	\$ -	\$ -	\$ -	\$ -	\$ -	\$ -	\$ -	\$ -	\$ -	\$ -
36													
37													

STATE OF NEW HAMPSHIRE		SCHEDULE 3											
COMPARATIVE STATEMENT OF REVENUE													
EDUCATION TRUST FUND													
(Dollars in Thousands)													
		FY 2011				FY 2012				FY 2013			
		Governor	House	Senate	C of C	Governor	House	Senate	C of C	Governor	House	Senate	C of C
1	Business Profits Tax	\$ 54,800	\$ 54,409	\$ 54,409	\$ 54,409	\$ 58,500	\$ 55,510	\$ 54,960	\$ 55,510	\$ 62,200	\$ 57,167	\$ 56,496	\$ 57,167
2	Business Enterprise Tax	132,500	124,455	124,455	124,455	141,400	126,963	125,706	126,963	150,300	130,704	129,171	130,704
3	Subtotal	\$ 187,300	\$ 178,864	\$ 178,864	\$ 178,864	\$ 199,900	\$ 182,473	\$ 180,666	\$ 182,473	\$ 212,500	\$ 187,871	\$ 185,667	\$ 187,871
4	Meals & Rooms	4,900	7,450	7,450	7,450	5,000	7,297	7,058	7,297	5,400	7,459	7,278	7,459
5	Tobacco Tax	104,600	99,840	99,840	99,840	105,600	96,775	100,847	97,870	105,600	93,885	103,650	95,899
6	Real Estate Transfer Tax	27,900	25,971	25,971	25,971	29,700	26,504	26,238	26,504	31,100	27,037	26,970	27,037
7	Transfer from Charitable Gaming/Pari-Mutuel	1,281	1,300	1,300	1,300	3,600	900	3,900	3,500	3,700	900	4,000	3,500
8	Transfer from Lottery	70,000	66,200	66,200	66,200	77,000	66,200	77,000	70,000	85,000	67,500	85,000	72,000
9	Tobacco Settlement	40,000	40,000	40,000	40,000	40,000	40,000	40,000	40,000	40,000	40,000	40,000	40,000
10	Utility Property Tax	28,000	28,000	28,000	28,000	29,000	28,000	28,500	28,200	29,000	28,000	28,500	28,300
11	State Wide Property Tax	363,600	363,000	363,000	363,000	363,100	363,000	363,100	363,100	363,100	363,000	363,100	363,100
12	Total	\$ 827,581	\$ 810,625	\$ 810,625	\$ 810,625	\$ 852,900	\$ 811,149	\$ 827,309	\$ 818,944	\$ 875,400	\$ 815,652	\$ 844,165	\$ 825,166
13													
14	House Revenue estimates - HR11 as passed by the House on 02/09/11.												

	A	B	C	D	E	F	G	
1	State of New Hampshire							1
2	Statement of Undesignated Fund Balance - Highway Fund							2
3	(dollars in thousands)							3
4								4
5		FY 2011 C of C		FY 2012 C of C		FY 2013 C of C		5
6		OPERATING	CAPITAL	OPERATING	CAPITAL	OPERATING	CAPITAL	6
7	Balance, July 1 (Budgetary)	\$ 45,837	\$ 226,044	\$ 35,870	\$ 150,874	\$ 32,617	\$ 35,874	7
8								8
9	Additions:							9
10	Gasoline Road Toll	\$ 124,500		\$ 124,500		\$ 124,500		10
11	Motor Vehicle Fees	\$ 121,700		\$ 100,200		\$ 100,200		11
12	Court Fines	\$ 7,800		\$ 8,100		\$ 8,100		12
13	Miscellaneous	\$ 40,800		\$ 44,600		\$ 43,600		13
14	HB 277 (UCRS Fees)			\$ 1,320		\$ 1,320		14
15	Total Additions	\$ 294,800	\$ -	\$ 278,720	\$ -	\$ 277,720	\$ -	15
16								16
17	Deductions:							17
18	Appropriations	\$ 312,423	\$ 8,500	\$ 298,263	\$ 8,500	\$ 294,611	\$ 8,500	18
19	Appropriations (GARVEE Bond Proceeds)		\$ 80,000		\$ 115,000		\$ -	19
20	Appropriations HB 1 DRED Welcome Centers			\$ 200		\$ -		20
21	Less: DOT HWY Fund Appropriation Reduction (HB 1 section)			\$ (13,732)		\$ (13,831)		21
22	Less: DOS HWY Fund Appropriation Reduction (HB 1 section)			\$ (1,065)		\$ (975)		22
23	Less: Estimated Savings - Retiree Health			\$ (773)		\$ (1,331)		23
24	Less: Estimated Savings - Retirement System			\$ (3,900)		\$ (3,900)		24
25	Less: HB 2 \$50M Salary/Benefit Reduction			\$ (3,000)		\$ (3,000)		25
26	Less: Lapses	\$ (26,757)		\$ (5,520)		\$ (5,431)		26
27								27
28	Net Appropriations	\$ 285,666	\$ 88,500	\$ 270,473	\$ 123,500	\$ 266,143	\$ 8,500	28
29								29
30	Other Debits	\$ 5,771		\$ 3,000		\$ 3,000		30
31	Total Deductions	\$ 291,437	\$ 88,500	\$ 273,473	\$ 123,500	\$ 269,143	\$ 8,500	31
32								32
33	Current Year Balance	\$ 3,363	\$ (88,500)	\$ 5,247	\$ (123,500)	\$ 8,577	\$ (8,500)	33
34								34
35	Transfer to Capital Account	\$ (13,330)	\$ 13,330	\$ (8,500)	\$ 8,500	\$ (8,500)	\$ 8,500	35
36	Transfer (to) from General Fund							36
37								37
38	Balance, June 30 (Budgetary)	\$ 35,870	\$ 150,874	\$ 32,617	\$ 35,874	\$ 32,694	\$ 35,874	38
39								39
40	GAAP Adjustments	\$ (21,256)	\$ (163,000)	\$ (13,000)	\$ (48,000)	\$ (13,000)	\$ (48,000)	40
41								41
42	Balance, June 30 (GAAP)	\$ 14,614	\$ (12,126)	\$ 19,617	\$ (12,126)	\$ 19,694	\$ (12,126)	42

	A	B	C	D	
1	State of New Hampshire				1
2	Statement of Undesignated Fund Balance - Fish and Game Fund				2
3	(dollars in thousands)				3
4					4
5		FY 2011 C of C	FY 2012 C of C	FY 2013 C of C	5
6					6
7	Balance, July 1 (Budgetary)	\$ 5,031	\$ 4,687	\$ 4,018	7
8					8
9	Additions:				9
10	Unrestricted Revenue	\$ 11,250	\$ 10,835	\$ 10,835	10
11	Other Credits	\$ 1,500	\$ 1,500	\$ 1,500	11
12	Reduce Saltwater Fishing License Fees (HB 2)		\$ (125)	\$ (250)	12
13	Total Additions	\$ 12,750	\$ 12,210	\$ 12,085	13
14					14
15	Deductions:				15
16	Appropriations	\$ 13,499	\$ 13,796	\$ 14,120	16
17	Less: Estimated Savings - Retiree Health		\$ (59)	\$ (107)	17
18	Less: Estimated Savings - Retirement System		\$ (260)	\$ (260)	18
19	Less: HB 2 \$50M Salary/Benefit Reduction		\$ (200)	\$ (200)	19
20	Less: Lapses	\$ (405)	\$ (398)	\$ (407)	20
21					21
22	Total Deductions	\$ 13,094	\$ 12,879	\$ 13,146	22
23					23
24	Current Year Balance	\$ (344)	\$ (669)	\$ (1,061)	24
25					25
26					26
27	Balance, June 30 (Budgetary)	\$ 4,687	\$ 4,018	\$ 2,957	27
28					28
29	GAAP Adjustments	\$ (1,000)	\$ (800)	\$ (1,000)	29
30					30
31	Balance, June 30 (GAAP)	\$ 3,687	\$ 3,218	\$ 1,957	31